

BEFORE THE ILLINOIS POLLUTION CONTROL BOARD

In the Matter of:)	
)	
SIERRA CLUB, ENVIRONMENTAL)	
LAW AND POLICY CENTER,)	
PRAIRIE RIVERS NETWORK, and)	
CITIZENS AGAINST RUINING THE)	
ENVIRONMENT)	
)	PCB 2013-015
Complainants,)	(Enforcement – Water)
)	
v.)	
)	
MIDWEST GENERATION, LLC,)	
)	
Respondent.)	

NOTICE OF FILING

TO: Don Brown, Assistant Clerk
 Illinois Pollution Control Board
 James R. Thompson Center
 100 West Randolph Street, Suite 11-500
 Chicago, IL 60601

Attached Service List

PLEASE TAKE NOTICE that I have filed today with the Illinois Pollution Control Board Respondent, Midwest Generation, LLC’s Objection and Appeal from Hearing Officer’s Ruling to Admit Complainants’ Exhibits 204G-209G, 210H-215H, 222J – 228J, 236L – 241L, and 261 and Memorandum in Support of Midwest Generation, LLC’s Objection and Appeal from Hearing Officer’s Ruling to Admit Complainants’ Exhibit 204G-209G, 210H-215H, 222J – 228J, 236L – 241L, and 261, copies of which are hereby served upon you.

MIDWEST GENERATION, LLC

By: /s/ Jennifer T. Nijman

Dated: November 14, 2017

Jennifer T. Nijman
Susan M. Franzetti
Kristen L. Gale
NIJMAN FRANZETTI LLP
10 South LaSalle Street, Suite 3600
Chicago, IL 60603
(312) 251-5255

SERVICE LIST

Bradley P. Halloran, Hearing Officer
Illinois Pollution Control Board
100 West Randolph Street
Suite 11-500
Chicago, IL 60601

Keith Harley
Chicago Legal Clinic, Inc.
211 West Wacker Drive, Suite 750
Chicago, IL 60606

Faith E. Bugel
Attorney at Law
Sierra Club
1004 Mohawk
Wilmette, IL 60091

Lindsay P. Dubin
Eric DeBellis and Jessica Dexter, also for Prairie
Rivers Network and Sierra Club
Environmental Law & Policy Center
35 East Wacker Drive, Suite 1600
Chicago, IL 60601

Abel Russ
For Prairie Rivers Network
Environmental Integrity Project
1000 Vermont Avenue, Suite 1100
Washington, DC 20005

Greg Wannier, Associate Attorney
Sierra Club
2101 Webster Street, Suite 1300
Oakland, CA 94612

CERTIFICATE OF SERVICE

The undersigned, an attorney, certifies that a true copy of the foregoing Notice of Filing and Respondent, Midwest Generation, LLC's Objection and Appeal from Hearing Officer's Ruling to Admit Complainants' Exhibits 204G-209G, 210H-215H, 222J – 228J, 236L – 241L, and 261 and Memorandum in Support of Midwest Generation, LLC's Objection and Appeal from Hearing Officer's Ruling to Admit Complainants' Exhibits 204G-209G, 210H-215H, 222J – 228J, 236L – 241L, and 261 was filed electronically on November 14, 2017 with the following:

Don Brown, Assistant Clerk
Illinois Pollution Control Board
James R. Thompson Center
100 West Randolph Street, Suite 11-500
Chicago, IL 60601

and that true copies were emailed on November 14, 2017 to the parties listed on the foregoing Service List.

/s/ Jennifer T. Nijman

BEFORE THE ILLINOIS POLLUTION CONTROL BOARD

In the Matter of:)	
)	
SIERRA CLUB, ENVIRONMENTAL LAW)	
AND POLICY CENTER, PRAIRIE RIVERS)	
NETWORK, and CITIZENS AGAINST)	
RUINING THE ENVIRONMENT)	
)	
Complainants,)	PCB 2013-015
)	(Enforcement – Water)
)	
v.)	
)	
MIDWEST GENERATION, LLC,)	
)	
Respondent.)	

MIDWEST GENERATION, LLC’S OBJECTION AND APPEAL FROM HEARING OFFICER’S RULING TO ADMIT COMPLAINANTS’ EXHIBITS 204G-209G, 210H-215H, 222J – 228J, 236L – 241L, AND 261

Pursuant to 35 Ill. Adm. Code 101.502(b), 101.518 and 101.626, Respondent Midwest Generation, LLC (“MWG”), by its undersigned counsel, submits to the Illinois Pollution Control Board (“Board”) this Objection and Appeal from the Hearing Officer’s Ruling to Admit Exhibits 204G-209G, 210H-215H, 222J-228J, 236L-241L, and 261, as duplicative and cumulative evidence that is prejudicial to MWG. In support of its Objection and Appeal, MWG submits its Memorandum in Support and states as follows:

- 1) On October 25, 2017, the Complainants moved to admit into evidence Exhibits 204G-209G, which are groundwater data for the Joliet 29 Station taken pursuant to the Federal Coal Combustion Residual Rules, 40 CFR 257 (“CCR Rules”), from the first quarter of 2016 through the second quarter of 2017.¹

¹ As Exhibits 204G-209G, 210H-215H, 222J-228J, and 236L-241L consist of groundwater data that is voluminous, MWG has not attached the exhibits to this motion. If the Board requests, MWG will submit the exhibits for the Board’s review.

- 2) The Joliet groundwater data in Exhibits 204G-209G is collected from the same wells and collected at the same time as the groundwater data MWG collects pursuant to Illinois Environmental Protection Agency (“Illinois EPA”) Compliance Commitment Agreements signed with Illinois EPA in 2012 (“CCA Data”). The Joliet CCA Data was separately admitted into evidence as Exhibits 243M through 246M.²
- 3) On October 25, 2017, the Complainants moved to admit into evidence Exhibits 210H-215H, which are groundwater data for the Powerton Station taken pursuant to the CCR Rules from the first quarter of 2016 through the second quarter of 2017.
- 4) The Powerton groundwater data in Exhibits 210H-215H is collected from the same wells (except for monitoring wells 17, 18 and 19) and collected at the same time MWG collects the CCA Data at the Powerton Station. The Powerton CCA Data was separately admitted into evidence as Exhibits 256O through 260O.
- 5) On October 25, 2017, the Complainants moved to admit into evidence Exhibits 222J-228J, which are groundwater data for the Waukegan Station taken pursuant to the CCR Rules from the first quarter of 2016 through the second quarter of 2017.
- 6) The Waukegan groundwater data in Exhibits 222J-228J is collected from the same wells (except for monitoring wells 11, 14 and 16) and collected at the same time MWG collects the CCA Data at the Waukegan Station. The Waukegan CCA Data was separately admitted into evidence as Exhibits 267P through 270P.

² As Exhibits 243M-246M, 256O, 260O, 267P-270P, and 278Q-281Q consist of groundwater data that is voluminous, MWG has not attached the exhibits to this motion. If the Board requests, MWG will submit the exhibits for the Board’s review

7) On October 25, 2017, the Complainants moved to admit into evidence Exhibits 236L-241L, which are groundwater data for the Will County Station taken pursuant to the CCR Rules from the first quarter of 2016 through the second quarter of 2017.

8) The Will County groundwater data in Exhibits 236L-241L is collected from groundwater monitoring wells 5, 6, 9 and 10 at the Will County Station at the same time MWG collects the CCA Data. The Will County CCA Data was separately admitted into evidence as Exhibits 278Q through 281Q.

9) MWG objected to the admission of Exhibits 204G-209G, 210H-215H, 222J-228J, and 236L-241L, because the groundwater data taken pursuant to the CCR Rules (“the CCR Data”) is duplicative of the CCA Data, constitutes cumulative evidence, and is prejudicial to MWG. (PCB13-15 Hearing Transcript, Oct. 25, 2017, p. 60:14-62:14, 65:7-10, 68:7-11, 71:12-19) (attached as Attachment A).

10) Complainants’ own expert stated that the results from the CCA Data and the results from the CCR Data were the same. (PCB13-15 Hearing Transcript, Oct. 26, 2017, (afternoon session), p. 71:10-14, “My opinion is that the -- you know, having looked at many, many-super many, over 50 years of ground water quality data, that the total recoverable and dissolved are the same for all practical purposes.”) (attached as Attachment C).

11) On October 25, 2017, the Complainants moved to admit into evidence Exhibit 261, the Groundwater Sampling Summary for the Metals Cleaning Basin at the Powerton Station, dated January 24, 2017 (attached as Attachment D).

12) MWG objected to the admission of Exhibit 261 because it contains the same data as the CCA reports submitted as Exhibits 257O and 258O (attached as Attachments E and F), and thus

is duplicative and cumulative evidence, prejudicial to MWG. (PCB13-15 Hearing Transcript, Oct. 25, 2017, 152:13-21) (See Attachment A).

13) On October 25, 2017, over the objection of MWG, the Hearing Officer issued a ruling to admit Exhibits 204G-209G, 210H-215H, 222J-228J, 236L-241L, and 261 as evidence.

14) MWG appeals the Hearing Officer's decision to admit Exhibits 204G-209G, 210H-215H, 222J-228J, 236L-241L, and 261, because the exhibits are duplicative and cumulative evidence, and thus are prejudicial to MWG. 5 ILCS 100/10-40, 35 Ill. Adm. Code 101.626; Ill. R. Evid. 403.

WHEREFORE, for the reasons stated above, MWG requests that the Board reverse the Hearing Officer's ruling, exclude Exhibits 204G-209G, 210H-215H, 222J – 228J, 236L – 241L (except for the specific wells identified herein), exclude Exhibit 261, and strike all testimony related to the Exhibits.

Respectfully submitted,
Midwest Generation, LLC

By: /s/ Jennifer T. Nijman
One of Its Attorneys

Jennifer T. Nijman
Susan M. Franzetti
Kristen L. Gale
NIJMAN FRANZETTI LLP
10 South LaSalle Street, Suite 3600
Chicago, IL 60603
312-251-5255

BEFORE THE ILLINOIS POLLUTION CONTROL BOARD

In the Matter of:)	
)	
SIERRA CLUB, ENVIRONMENTAL LAW)	
AND POLICY CENTER, PRAIRIE RIVERS)	
NETWORK, and CITIZENS AGAINST)	
RUINING THE ENVIRONMENT)	
)	PCB 2013-015
Complainants,)	(Enforcement – Water)
)	
v.)	
)	
MIDWEST GENERATION, LLC,)	
)	
Respondent.)	

**MEMORANDUM IN SUPPORT OF MIDWEST GENERATION, LLC’S OBJECTION
AND APPEAL FROM HEARING OFFICER’S RULING TO ADMIT
COMPLAINANTS’ EXHIBITS 204G-209G, 210H-215H, 222J-228J,
236L-241L, AND 261 AS EVIDENCE**

Midwest Generation, LLC (“MWG”) submits this Memorandum in Support of its Objection and Appeal from the Hearing Officer’s Ruling to Admit Exhibits 204G-209G, 210H-215H, 222J-228J, 236L-241L, and 261, and states as follows:

I. Statement of Facts

On October 25, 2017, Complainants moved to admit Exhibits 204G-209G, 210H-215H, 222J-228J, 236L-241L, and 261. MWG objected to the admission of the Exhibits because they are duplicative and cumulative evidence, and thus are prejudicial to MWG. (PCB13-15 Hearing Transcript, Oct. 25, 2017, p. 60:14-62:14, 65:7-10, 68:7-11, 71:12-19, 152:13-21) (attached as Attachment A). Over MWG’s objections, the Hearing Officer admitted the exhibits into evidence.

a. The CCA Data Is The Same As The CCR Data

Exhibits 204G-209G, 210H-215H, 222J-228J, and 236L-241L consist of groundwater data for the Joliet 29 Station, Powerton Station, Waukegan Station, and Will County Stations,

respectively.³ The groundwater data in Exhibits 204G-209G, 210H-215H, 222J-228J, and 236L-241L (“CCR Data”) were taken pursuant to the Federal Coal Combustion Residual Rules, 40 CFR 257 (“CCR Rules”), from the first quarter of 2016 through the second quarter of 2017. The CCR Data taken pursuant to the Federal CCR Rules is taken at the same time and from the same wells as groundwater data already admitted into evidence in the Hearing. Specifically:

- The CCR Data from Joliet 29 Station in Exhibits 204G-209G is collected from the same wells and collected at the same time MWG collects the groundwater data pursuant to the Illinois Environmental Protection Agency (“Illinois EPA”) Compliance Commitment Agreements signed by MWG in 2012 (“CCA Data”). The CCA Data for Joliet 29 was separately admitted as Exhibits 243M through 246M.⁴ (PCB13-15 Hearing Transcript, Oct. 26, 2017 (morning session), p. 11:5-12) (Attachment B).
- With the exception of monitoring wells 17, 18, and 19, the CCR Data from the Powerton Station in Exhibits 210H-215H is collected from the same wells and collected at the same time MWG collects the CCA Data. The CCA Data for Powerton was separately admitted as Exhibits 256O through 260O.⁵ (PCB13-15 Hearing Transcript, Oct. 26, 2017 (morning session), p. 11:5-9, 11:13-16) (Attachment B).
- With the exception of monitoring wells 11, 14, and 16, the CCR Data from the Waukegan Station in Exhibits 222J-228J is collected from the same wells and collected at the same time MWG collects the CCA Data. The CCA Data for Waukegan was separately admitted as Exhibits 267P through 270P.⁶ (PCB13-15 Hearing Transcript, Oct. 26, 2017 (morning session), p. 11:5-12, 11:17-19) (Attachment B).
- At Will County, the CCR Data from groundwater monitoring wells 5, 6, 9 and 10 in Exhibits 236L-241L is collected from the same wells and collected at the same time MWG collects the CCA Data. The CCA Data for Will County was separately admitted as Exhibits 278Q through 281Q. (PCB13-15 Hearing Transcript, Oct. 26, 2017 (morning session), p. 11:5-12, 84:5-15) (Attachment B).

After the Hearing Officer ruled to admit Exhibits 204G-209G, 210H-215H, 222J-228J, and 236L-241L – the CCR Data – it became very clear that the Exhibits are duplicative of the CCA

³ As Exhibits 204G-209G, 210H-215H, 222J-228J, and 236L-241L consist of groundwater data that is voluminous, MWG has not attached the exhibits to this motion. If the Board requests, MWG will submit the exhibits for the Board’s review.

⁴ As Exhibits 243M-246M, 256O, 260O, 267P-270P, and 278Q-281Q consist of groundwater data that is voluminous, MWG has not attached the exhibits to this motion. If the Board requests, MWG will submit the exhibits for the Board’s review

⁵ Monitoring wells 17, 18, and 19 at the Powerton are only sampled pursuant to the Federal CCR Rules.

⁶ Monitoring wells 11, 14, and 16 at the Waukegan Station are only sampled pursuant to the Federal CCR Rules.

Data in Exhibits 243M-246M, 256O-260O, 267P-270P, and 278Q-281Q. Mr. Richard Gnat, Principal and part owner of the environmental consulting firm KPRG & Associates, explained the difference between the CCR Data and the CCA Data at the Hearing. In short, the method of analysis of the two sets of data is the exact same except for one step of the analysis procedure. (PCB13-15 Hearing Transcript, Oct. 26, 2017 (morning session), p. 12:5-8) (Attachment B). As explained by Mr. Gnat, the only difference is whether or not the person collecting the samples filters the groundwater when the sample is collected. (PCB13-15 Hearing Transcript, Oct. 26, 2017(morning session), p. 12:9-12) (Attachment B). The groundwater analyzed in the CCA Data is filtered whereas the groundwater analyzed in the CCR Data is not filtered, and the two sets of groundwater samples are analyzed with the exact same method at the laboratory. (PCB13-15 Hearing Transcript, Oct. 26, 2017(morning session), p. 12:13-23) (Attachment B). In fact, Mr. Gnat testified that the filtered groundwater data, i.e. – the CCA Data – is more representative than the CCR Data for comparison to the Class 1 Standards, 35 ILCS 620.410. (PCB13-15 Hearing Transcript, Oct. 26, 2017(morning session), pp. 14:24-15:3) (Attachment B).

Later in the Hearing, Complainants' expert, Dr. James Kunkel, confirmed that there was no real difference between the CCR Data and the CCA Data:

MR. RUSS: Q. What do they represent, in terms of data?

DR. KUNKEL: A: In terms of data, they -- well, the CCA are dissolved constituents. So, those are filtered samples, as we talked about before. The CCR are unfiltered samples. If I can opine on those.

Q. Sure.

A. My opinion is that the -- you know, having looked at many, many -- super many, over 50 years of ground water quality data, that the total recoverable and dissolved are the same for all practical purposes.

I think Rich tried to explain it, Rich Gnat this morning, where he said the difference between total undissolved is the total recoverable might have some sediment in the sample, because they extract the sample from the well.

So, there is a stress put on the well, and that the gravel pack or the sand pack around the well doesn't filter out all -- maybe it doesn't filter out all the sediment.

As we talked before, we may get some difference between the total recoverable and the dissolved. But for practical purposes, I guess if I was a regulator, I wouldn't quibble about the difference.

Q. Looking at your charts for MW-3, just to clarify, when you say the same, how precisely are you using that word?

A. Well, pretty precisely. If you look at, say, the boron concentrations, the difference is between, and I don't have -- between .4 and, say, .5 milligrams per liter for boron, and that's well within the error of laboratory analyses and things like that.

Sometimes -- I think if you look at these, sometimes the total recoverable is less than the dissolved and sometimes it's the other way around.

So, I mean, I'm not going to quibble with that as a professional engineer. I think that's the way life is. Life is not perfect and neither is hydrology.

(PCB13-15 Hearing Transcript, Oct. 26, 2017 (afternoon session), pp. 71:4-72:20, emphasis added) (Attachment C).

Thus, both Mr. Gnat, an environmental consultant, and Complainants' expert Dr. Kunkel, a professional engineer with a doctorate in Hydrology and Water Resources Engineering, stated that there was no meaningful difference between the CCR Data and the CCA Data. There is no question that the CCR Data is duplicative of the CCA Data.

b. The Metals Cleaning Basin Groundwater Sampling Summary Has the Same Data As The CCA Data

Complainants also moved to admit Exhibit 261, the Metals Cleaning Basin Groundwater Sampling Summary dated January 24, 2017, during testimony of Mr. Gnat. (Attachment D). Mr. Gnat explained that Exhibit 261 only contained data from three monitoring wells (monitoring wells 13, 14, and 15) at the Powerton Station, and the results from those three wells are submitted pursuant to the Illinois EPA metal cleaning basin permit. (PCB13-15 Hearing Transcript, Oct. 25, 2017, p. 151:17-20) (Attachment A). MWG initially objected to the admission of Exhibit 261 because there was no analytical data package attached to the exhibit, and thus it was an incomplete exhibit. (PCB13-15 Hearing Transcript, Oct. 25, 2017, 152:2-5) (Attachment A). Mr. Gnat

explained that the reason there was no analytical package was because “these are also sampled as part of our CCA sampling. All these analytics were included in there.” (PCB13-15 Hearing Transcript, Oct. 25, 2017, 152:9-12) (Attachment A). Upon that revelation, MWG objected to the admission of Exhibit 261 because it contained the same data as the CCA Data reports that had just been admitted as exhibits. As a result, Exhibit 261 was simply cumulative and duplicative and there was no reason to include the document into the proceeding. (PCB13-15 Hearing Transcript, Oct. 25, 2017, 152:13-21) (Attachment A). Over MWG’s objections, the Hearing Officer ruled to admit Exhibit 261.

Later in the proceeding, Mr. Gnat testified that the groundwater data in Exhibit 261 was already admitted as part of the CCA sampling results in Exhibits 257O and 258O. (PCB13-15 Hearing Transcript, Oct. 26, 2017(morning session), pp. 75:4-6, 75:20-22, 76:16-18, 77:22-24, 78:18-79:1) (Attachment B). In particular Mr. Gnat stated:

MS. GALE: Q. And the data in both of these tables is from the same sample, correct?

MR. GNAT: A. Yes. I'm going through the metals data here and they're identical.

(PCB13-15 Hearing Transcript, Oct. 26, 2017(morning session), p, 81:5-8) (Attachment B).

Thus, the groundwater data in Exhibit 261 is simply a duplicate of the groundwater data contained in Exhibits 257O and 258O, attached as Attachments E and F.

II. Cumulative Evidence Should Be Excluded

Pursuant to the Illinois Pollution Control Board (“Board”) rules, in accordance with the Section 10-40 of the Illinois Administrative Procedures Act (“Illinois APA), the Hearing Officer “will admit evidence that is admissible under the rules of evidence as applied in the civil courts of Illinois, except as otherwise provided in this Part.” 35 Ill. Adm. Code 101.626. The Illinois APA states that “irrelevant, immaterial, or unduly repetitious evidence shall be excluded,” ...and that the rules of evidence as applied in civil cases shall be followed. 5 ILCS 100/10-40. The Hearing

Officer is also directed to “limit repetitive or cumulative testimony and questioning.” 35 Ill. Adm. Code 101.610 (e).

Pursuant to Rule 403 of the Illinois Rules of Evidence, “Although relevant, evidence may be excluded if its probative value is substantially outweighed by the danger of unfair prejudice, confusion of the issues, or misleading the jury, or by considerations of undue delay, waste of time, or needless presentation of cumulative evidence.” Ill. R. Evid. 403 (emphasis added). The Illinois Supreme Court has stated that cumulative evidence is as a general rule “... held to be additional evidence of the same kind and to the same point.” *People v. Cotell*, 298 Ill. 207, 216, 131 N.E. 659, 662 (1921). In other words, “Cumulative evidence replicates other admitted evidence.” *United States v. Ives*, 609 F.2d 930, 933 (7th Cir. 1979). The reason to exclude cumulative evidence is because it can be prejudicial. *Old Chief v. United States*, 519 U.S. 172, 179, 117 S. Ct. 644, 650 (1997) (stating cumulative evidence can be unfairly prejudicial even though it may be relevant). The Wisconsin District Court has given an example of cumulative evidence: “Evidence is cumulative when it bears on the same fact that the party presenting the evidence seeks to prove... In other words, five witnesses called to say they saw the defendant at work on a particular day, when the fact that he was at work is unchallenged, would be cumulative.” *United States v. Giles*, No. 08-CR-143, 2008 U.S. Dist. LEXIS 101036, at *7-8 (E.D.Wis. Dec. 4, 2008)(*internal citations omitted*). Thus, “claiming evidence is cumulative involves a determination that such evidence adds nothing to what is already before the jury.” *People v. Molstad*, 101 Ill. 2d 128, 135 (1984).

III. The CCR Data is Cumulative Evidence that Should Be Excluded

As established by the testimony of Mr. Gnat and Dr. Kunkel, the CCA Data and the CCR Data is “the same for all practical purposes.” (PCB13-15 Hearing Transcript, Oct. 26, 2017 (afternoon session), pp. 71:13-14) (Attachment C). In other words, it is “additional evidence of the same kind and to the same point.” *People v. Cotell*. Except for specific wells sampled in compliance with the

Federal CCR Rules identified herein, the CCA Data and the CCR Data are taken at the same time and from the same wells, thus the results are effectively the same. Even though there is one minor difference in the sampling process, as Dr. Kunkel stated if he were a regulator he “would not quibble about the difference.” (PCB13-15 Hearing Transcript, Oct. 26, 2017 (afternoon session), pp. 72:3-4) (Attachment C). In fact, Mr. Gnat testified that the CCA Data is more representative for a comparison to the Class 1 Standards, 35 ILCS 620.410. (PCB13-15 Hearing Transcript, Oct. 26, 2017(morning session), pp. 14:24-15:3) (Attachment B). Thus, it is better to use the CCA Data when comparing to the Class I standards, and if the CCA Data is available, it should be used over the CCR Data.

The addition of the CCR Data adds nothing to what is already before the Board. *People v. Molstad*. Instead, the addition of the CCR Data is unduly repetitious and a needless presentation of cumulative evidence. 5 ILCS 100/10-40, Ill. R. Evid. 403. Admission of the CCR Data groundwater results is unfairly prejudicial to MWG because the results may be improperly interpreted as additional alleged violations, even though MWG is simply following the two different regulatory requirements of two different agencies. *Old Chief v. United States*. As part of Complainants’ demonstratives with their expert, which were admitted as Exhibit 411, Complainants included the CCR Data, along with the CCA Data, on each of the graphs demonstrating the levels of certain constituents in the groundwater. Thus, even though the CCA Data and the CCR Data are taken at the same time and from the same wells, there is a significant potential for confusion by including the two sets of data. The double sets of data leave the impression that there are an increased number of alleged violations of the Illinois groundwater standards, which is prejudicial to MWG.

IV. The Metal Cleanings Basin Report is Cumulative Evidence that Should Be Excluded

Exhibit 261, the Metal Cleaning Basin Groundwater Sampling Summary and attached as Attachment D, is also duplicative of the CCA Data that was admitted and thus is cumulative evidence. As described by Mr. Gnat during the Hearing, the reason Exhibit 261 did not have an analytical package attached is because the analytical data supporting the tables in Exhibit 261 were within the CCA Reports submitted to the Illinois EPA. (PCB13-15 Hearing Transcript, Oct. 25, 2017, 152:9-12) (Attachment A). The next day, Mr. Gnat went through the tables in Exhibit 261, compared the data to the tables in Exhibits 257O and 258O, attached as Attachments E and F, and stated that the groundwater results in Exhibits 261 for monitoring wells 13, 14, and 15 were from the same wells, collected on the same date, and had the same results.⁷ For instance, in comparing the results for monitoring well 13 in both Exhibit 261 and Exhibit 257O, Mr. Gnat stated:

MS GALE: Q. And these are the tables of the ground water sampling results in each of those reports, aren't they?

MR. GNAT: A. Yes.

Q. Looking at the dates on these tables, do you see that the first column on Exhibit 261 is dated 5-28-2014?

A. Yes.

Q. And you see that the fifth column on Exhibit 257O is also dated 5-28-2014?

A. Yes.

Q. And both of these tables are for MW13?

A. Yes.

Q. And both of these tables have analysis for metals?

A. Yes.

Q. Okay - And if you continue on looking at both of these tables, it has the date 5-13-2015 on Exhibit 261, the metal cleaning basin?

A. Yes.

Q. And if you look at the column to the furthest right of Exhibit 257O on Page 49863 –

⁷ In the October 26, 2017 Transcript, Exhibits 257Q and 258Q are mistakenly identified as Exhibits 2570 and 2580.

A. Yes.

Q. -- it also says May 13, 2015?

A. Yes.

Q. So this appears -- on these two pages, the data appears to be for metals analysis the same?

A. Yes. It's the same data.

(PCB13-15 Hearing Transcript, Oct. 26, 2017 (morning session), pp. 74:2-75:6, emphasis added) (Attachment B)

Mr. Gnat concluded similarly that the sample results in the tables in Exhibit 261 were the same sample results in Exhibit 2570 for monitoring wells 14 and 15:

MS GALE: Q. We're going to stay with 261 and 2570. I want to turn to MW14, please. These are Bates Pages 58591, and in Exhibit 2570, 58864. Both of these tables are for MW14. Is that correct?

MR. GNAT: A. Yes.

Q. And both of these tables have the dates 5-28-14 and 5-13-2015, correct?

A. Yes.

Q. Both of these tables have metals analysis, correct?

A. Yes.

Q. Let's flip to MW14. I'm sorry. Go back. And the metals analysis for MW14 on Page 49864 and Page 58591 are the same?

A. Yes. These are the same sample.

Q. Can you flip to, on both documents, MW15.

A. Okay.

Q. So on Exhibit 1261, which is the metals cleaning basin, and we're looking at Page MWG-13-15_58592, and on Exhibit 2570, we're looking at Page MWG-13-15_49865, these are both tables of Monitoring Well 15, correct?

A. Yes.

Q. And both of these tables contain data taken on May 28, 2014, correct?

A. Yes.

Q. Both of these tables contain data taken on May 14, 2015?

A. Correct.

Q. And both of these tables contain analysis of metals; isn't that correct?

A. Yes.

Q. And the results of those analyses are the exact same, correct?

A. Yes. These are the same sample.

(PCB13-15 Hearing Transcript, Oct. 26, 2017 (morning session), pp. 75:8-76:18, emphasis added) (Attachment B)

Additionally, Mr. Gnat compared the groundwater data in Exhibit 261 to Exhibit 258O, and made a similar observation regarding the sample results for monitoring well 13 from August 18, 2016 and November 17, 2016:

MS. GALE: And right next to that, both of those columns, is the date August 18, 2016. Do you see that on both of those tables?

MR. GNAT: A. Yes.

Q. And, again -- I just want to shorten this up. And then right after that is the date November 17, 2016. Do you see that on both those tables?

A. Yes.

Q. So these samples were taken on the exact same day?

A. Correct. They're the same sample.

Q. The same sample?

A. Yes.

Q. Meaning this is the result of only one sample?

A. The sampling event of August 18, 2016, that's one sample, and there's another sampling event November 17, 2016. What's on both tables reflects the same sample, same results.

Q. Same sample, same results?

A. Correct. It's just duplicated from one table to another.

(PCB13-15 Hearing Transcript, Oct. 26, 2017 (morning session), pp. 78:2-79:1, emphasis added) (Attachment B)

Mr. Gnat made the same conclusions related to monitoring wells 14 and 15 in both Exhibit 261 and 258O, and Mr. Gnat ultimately stated:

MS. GALE: Q. And the data in both of these tables is from the same sample, correct?

MR. GNAT: A. Yes. I'm going through the metals data here **and they're identical.**

(PCB13-15 Hearing Transcript, Oct. 26, 2017(morning session), p, 81:5-8, emphasis added) (Attachment B).

Clearly Exhibit 261 contains the same sample results as Exhibits 257O and 258O for monitoring wells 13, 14, and 15. Where there are two reports with the same analytical data, from

the same wells and analyzed the same date, and when the analytical data numbers are not in dispute, then Exhibit 261 is cumulative because it replicates other admitted evidence. *United States v. Ives*, 609 F.2d at 933; *United States v. Giles*. The groundwater data in Exhibits 257O and 258O is simply duplicated in Exhibit 261, and adds nothing to what is already before the Board for its decision. *People v. Molstad*, Moreover, Exhibits 257O and 258O have more complete data because those exhibits contain the groundwater results for monitoring wells 1 through 12 and monitoring well 16. It is prejudicial to MWG to include Exhibit 261 because the duplicated data leaves the impression of an increased number of alleged violations even though they are the results from the same samples. *Old Chief v. United States*.

MWG requests that the Board reverse the Hearing Officer's Decision, exclude Exhibits 204G-209G, 210H-215H, 222J – 228J, 236L – 241L (except for the specific wells identified herein), exclude Exhibit 261, and strike all testimony related to the Exhibits.

Respectfully submitted,
Midwest Generation, LLC

By: /s/ Jennifer T. Nijman
One of Its Attorneys

Jennifer T. Nijman
Susan M. Franzetti
Kristen L. Gale
NIJMAN FRANZETTI LLP
10 South LaSalle Street, Suite 3600
Chicago, IL 60603
312-251-5255

ATTACHMENT A

ILLINOIS POLLUTION CONTROL BOARD

SIERRA CLUB, ENVIRONMENTAL LAW)	
AND POLICY CENTER, PRAIRIE RIVERS)	
NETWORK AND CITIZENS AGAINST)	
RUINING THE ENVIRONMENT,)	
)	
Complainant,)	
)	
-v-)	No. PCB 13-15
)	
MIDWEST GENERATION, LLC,)	
)	
Respondent.)	

Report of Proceedings had at the Hearing on October 25th, 2017, at the hour of 9:00 o'clock a.m, pursuant to notice, at 100 West Randolph Street, Ninth Floor, Chicago, Illinois, before HEARING OFFICER BRADLEY P. HALLORAN.

1 compliance of the new federal rule for coal
2 combustion byproduct ponds.

3 That's the CCR rule. So, we have a
4 program called CCR sampling, which is the data you
5 provided me.

6 We also do what we call CCA sampling,
7 which is a sampling that's done on a quarterly basis
8 in accordance with the compliance commitment
9 agreement that was signed with IEPA.

10 Q. Understood. Thank you.

11 MR. WANNIER: Complainants would move for
12 admission of Complainant's Exhibits 204G through
13 209G?

14 MS. GALE: We object to the admission of the
15 CCR data, which is Exhibits 204G to 209G, because
16 it's prejudicial and cumulative evidence.

17 The CCR data is collected pursuant to the
18 new federal rules. I actually have complaints.
19 They also tend to introduce the CCA data as well
20 which is collected pursuant to the Illinois EPA
21 requirement.

22 The CCR data and CCA data is collected
23 from the exact same wells at Joliet 29 and collected
24 at the exact same time. It is prejudicial to

1 Midwest Generation to include both sets of data
2 which are virtually identical to each other.

3 HEARING OFFICER HALLORAN: I think the Board
4 can sort that out. It's not like a jury. I
5 overrule your objection. Complainant's Exhibit 204G
6 through 209G is admitted over objection.

7 (Complainant Exhibit Nos. 204G
8 through 209G was admitted into
9 evidence.)

10 MS. GALE: I move to strike any testimony
11 related to the CCR data.

12 MR. WANNIER: Your Honor, just to explain, for
13 the record -- here, part of the reason we're
14 including this is that although CCR data is taking
15 contemporaneously with CCA well data, the results
16 for the CCR are measured as total recoverable
17 concentrations; and the results in CCA data are
18 measured in dissolved, which are similar, but not
19 exact, figures.

20 We are using both to create a more
21 complete picture of the series of ground water
22 results at the time.

23 MS. GALE: If I may, Mr. Halloran, respond to
24 that. The method of testing is a marginal

1 difference. My understandings is the only
2 difference is one step taken in the field, but that
3 analysis, when the samples get to the laboratory, is
4 the exact same.

5 To further explain our reasoning, our
6 understanding is that the complainants intend to use
7 each of the same results. So, the same results from
8 CCA data in second quarter, for example, and CCR
9 data in second quarter of 2016 to include as
10 individual evidence of alleged the violations, and
11 it's very prejudicial to Midwest Generation.

12 In effect, Midwest Generation is being
13 penalized for following two different agencies'
14 requirements.

15 HEARING OFFICER HALLORAN: The Board will take
16 note of your objection in the record. Thank you.
17 It goes to the weight, not the admissibility. But,
18 thank you. You may proceed.

19 BY MR. WANNIER:

20 Q. I can put that aside. Plaintiffs are now
21 placing before you Group Exhibit H, which
22 Complainant's Exhibits 210H through 215H.

23 MS. GALE: Before we get into it, I'm going to
24 continue to object to this group exhibit, except for

1 MR. WANNIER: Complainant's move for
2 introduction of Complainant's Exhibit 210H through
3 215H.

4 HEARING OFFICER HALLORAN: You can state your
5 objection, again, Ms. Gale, or so noted on the
6 record.

7 MS. GALE: As I said earlier, we object to the
8 admission of these reports, except for the results
9 for MW17, 18, 19, because they are duplicative and
10 cumulative evidence.

11 HEARING OFFICER HALLORAN: Thank you.
12 Overruled. Complainant's Group Exhibit 210H through
13 215H is admitted.

14 (Complainant Exhibit No. 210H
15 through 215H were admitted into
16 evidence.)

17 BY MR. WANNIER:

18 Q. Mr. Gnat, we are placing before you now
19 Complainant Exhibits 216I through 220I, as part of
20 Group Exhibit I, which we would present our CCA lab
21 results of the Waukegan facility monitoring wells 8
22 and 9.

23 Do you recognize these documents?

24 A. Yes, I do. However, I would like to

1 Q. Okay. And do you have any reason to doubt
2 the accuracy of any of this information?

3 A. No, I do not.

4 MR. WANNIER: Complainants move for admission
5 of Group Exhibit J, Complainant's Exhibit Nos. 222J
6 through 228J.

7 MS. GALE: Again, I similarly, for the group
8 Exhibits G and H, I object to the admission of this
9 data because it is duplicative and cumulative,
10 except for the wells 11, 14 and 16, which are new
11 wells.

12 HEARING OFFICER HALLORAN: Thank you. Your
13 objection is noted on the record; however,
14 overruled. I'll admit Complainant's Group Exhibit
15 J222 to 228.

16 (Complainant Exhibit Nos. J222
17 to J228 were admitted into
18 evidence.)

19 BY MR. WANNIER:

20 Q. Mr. Gnat, we are now placing before you
21 Group Exhibit K, which is Complainant's
22 Exhibits 229K through 235.5K, and I'll just note
23 that it's 229 through 235 plus 235.5. We added one
24 at the end.

1 A. Yes, I do.

2 Q. Are they ground water monitoring results
3 at the Will County facility?

4 A. For the CCR sampling, correct.

5 Q. Do you have any reason to doubt the
6 accuracy of any of this information?

7 A. No, I do not.

8 MR. WANNIER: Complainant's move for introduce
9 -- the admission of Group Exhibit L, Complainant's
10 Exhibits 236L through 241L.

11 HEARING OFFICER HALLORAN: Ms. Gale?

12 MS. GALE: Again, we would object to the
13 admission of this document as duplicative and
14 cumulative, except for monitoring wells 11 and 12,
15 which are not part of the CCA sampling.

16 Again, the admission of this data, the
17 inclusion of this in this case, prejudices my client
18 for being double dinged for simply following two
19 different agency requirements.

20 HEARING OFFICER HALLORAN: Okay, thank you.
21 The Board will take note, I'm sure. In any event,
22 it's overruled.

23 Complainant's Exhibit Group L -- 236L
24 through 241L is admitted.

1 A. This is the metals cleaning basin ground
2 water sampling summary dated January -- the date of
3 the report is January 24, 2017, to Midwest
4 Generation Powerton station.

5 Q. If you could turn to Bates page 58589,
6 which is unfortunately obscured, but it's the map on
7 the second page.

8 A. Yes.

9 Q. Does this map depict the metal cleaning
10 basin?

11 A. Yes, it does.

12 Q. And do you see that it mentions monitoring
13 wells 12 through 16?

14 A. Yes, it does.

15 Q. Those are the four wells for which data
16 are included on the subsequent data, correct?

17 A. No, the metals cleaning basin permit
18 requirements are only three monitoring wells, 13,
19 14, and 15, and that's the data for those wells.
20 Wells 12 is not part of that network.

21 Q. I apologize for my misstatement, but it
22 includes wells 13 through 15?

23 A. Correct.

24 MR. WANNIER: Complainants move for admission

1 of Complainant Exhibit 271.

2 MS. GALE: I have to object because I'm
3 wondering if there was analytical data attached to
4 this report. My understanding is typically
5 analytical data is attached to these reports.

6 BY MR. WANNIER:

7 Q. Mr. Gnat, is analytical data of this type
8 typically attached to these types of reports?

9 A. In these reports, I do not believe we were
10 attaching the analytical data package because these
11 are also sampled as part of our CCA sampling. All
12 the analytics were included in there.

13 MS. GALE: Now I have a different objection.
14 Mr. Gnat just told us this data is in the CCA
15 reports, which I've just admitted into evidence.

16 As I stated this morning, the data is
17 cumulative and duplicative. In fact, I believe it
18 had the exact same numbers and the exact same data
19 that's already in the record.

20 So, there is really no reason to include
21 this document.

22 MR. WANNIER: Your Honor, we don't believe that
23 is the case. We're not prepared to do that this
24 comparison at this time.

ATTACHMENT B

BEFORE THE ILLINOIS POLLUTION CONTROL BOARD

In the Matter of:)
)
SIERRA CLUB, ENVIRONMENTAL LAW)
AND POLICY CENTER, PRAIRIE RIVERS)
NETWORK, and CITIZENS AGAINST)
RUINING THE ENVIRONMENT,)
)
Complainants,)
)
-vs-) PCB No. 2013-015
)
MIDWEST GENERATION, LLC,)
)
Respondent.)
_____)

REPORT OF PROCEEDINGS, at the Hearing of the
above-entitled matter held at the James R. Thompson
Center, 100 West Randolph Street, Suite 9-040,
Chicago, Illinois, on the 26th day of October, 2017,
commencing at the hour of 9:00 a.m.

HEARING OFFICER:

Mr. Bradley P. Halloran
Illinois Pollution Control Board
James R. Thompson Center, Suite 11-500
Chicago, Illinois 60601
(312) 814-8917
Brad.Halloran@illinois.gov

Reported by: Pamela L. Cosentino, CSR
License No.: 084-003601

1 A. Yes.

2 Q. And we often, in this proceeding, have been
3 calling those the CCAs?

4 A. Yes.

5 Q. Your employee at KPRG, he often collects this
6 CCR data and the CCA data on the same day; isn't that
7 correct?

8 A. Yes. If they're coming out of the same well,
9 yes.

10 Q. And at Joliet 29, the CCR data and the CCA
11 data is taken from the exact same wells, isn't it?

12 A. Yes.

13 Q. And at Powerton, the CCR data and the CCA
14 data is taken from wells -- Monitoring Wells 1
15 through 16; isn't that correct?

16 A. I believe so.

17 Q. And Waukegan CCR data and CCA data is taken
18 from monitoring wells 1 through 7; isn't that correct?

19 A. I believe so.

20 Q. And at Will County the CCR data and the CCA
21 data is taken from wells 1 through 10; isn't that
22 correct?

23 A. I'm sorry, can you repeat that again?

24 Q. Sure.

1 At Will County, the CCR data and the CCA data
2 is taken from wells 1 -- oh, you're right. I'm wrong.
3 It's not taken from wells 1 through 10. Good work.
4 I'll get back to that.

5 So when the samples are collected in the
6 field, there's only one step in the procedure that is
7 different, correct?

8 A. That is correct.

9 Q. And that one step is whether your employee
10 filters the groundwater when he collects the sample or
11 not, correct?

12 A. Correct.

13 Q. And for the CCA data, the groundwater is
14 filtered?

15 A. Yes.

16 Q. And the CCR data, the groundwater is not
17 filtered?

18 A. That's correct.

19 Q. And once the samples are at the laboratory
20 for analysis, the lab runs the CCR and CCA samples for
21 the same analysis, correct?

22 A. Yes.

23 Q. I want to ask you about the difference in
24 that analysis. We discussed that the only difference

1 is whether the samples are filtered.

2 The Class 1 standards that we have discussed
3 in this proceeding, they're based upon drinking water
4 standards; isn't that correct?

5 A. Yes.

6 Q. Do you have a knowledge how the drinking
7 water wells are screened?

8 A. Drinking water wells are constructed in
9 formations that can provide a sufficient body of water
10 for the purpose of that well for consumption. And the
11 sand packs around those wells are specifically
12 engineered to the matrix of the aquifer that the well
13 is going to be screened in. And those sand packs are
14 generally developed so that they're providing a
15 natural filter for the water coming in to naturally
16 try and filter out any of the finds in that unit.

17 So that's how the water well is constructed.

18 Q. Okay. So as you just said, there's a natural
19 filter in a drinking water well, isn't there?

20 A. Within that engineered sand pack, yes.

21 Q. And the monitoring wells, such as the ones
22 that are the subject of this matter, how are those
23 screened?

24 A. Well, monitoring wells often target zones

1 which a drinking water well would not target because
2 they just don't produce the volume of water that you
3 need; they're too fine-grained, they have a very heavy
4 silt load, sediment load.

5 And the sand pack that you put down around
6 the screen is generally -- it's not engineered. It's
7 just a fine to medium sand that you're putting around
8 the screen to provide a little bit of filtration
9 through however. Especially if these wells are
10 screened in non-potable aquifer, specifically silts or
11 clays, it's the first saturated unit which has to be
12 monitored. You often, even after development, have a
13 very sediment-laden sample.

14 Q. So, in other words, there's really no natural
15 filter?

16 A. Minimal just based on this sand pack that's
17 put down.

18 Q. The filtered groundwater sampling water
19 collected is more -- excuse me. Strike that.

20 The filtered groundwater sampling water is
21 more like the water from a drinking water well that
22 has a natural filter; isn't that correct?

23 A. That is correct.

24 Q. And that the filtered groundwater data

1 produced is more representative of a comparison to the
2 Class 1 standards; isn't that correct?

3 A. That's my belief, yes.

4 Q. I want to talk to you about the various data
5 packages that were presented to you yesterday where
6 you were asked about the accuracy of the information.
7 Do you recall that testimony?

8 A. Yes, I do.

9 Q. Isn't it true that there are some level of
10 inherent inaccuracies in that data, such as equipment
11 failure?

12 A. Yes, that is correct.

13 Q. And, in fact, in one of these instances,
14 there was an equipment failure of a pH meter, wasn't
15 there?

16 A. Yes, for some of the field readings.

17 Q. And that data is flagged along with -- which
18 disqualifies the data, doesn't it?

19 A. Well, the field data is not within the
20 analytical data package. That's within the field
21 notes, and we note that there was a problem with the
22 meter. So if there is an issue with the pH, you get
23 an understanding of how reliable that data is truly --
24 as basically a field screening parameter.

1 A. Yes.

2 Q. And these are the tables of the ground
3 water sampling results in each of those reports,
4 aren't they?

5 A. Yes.

6 Q. Looking at the dates on these tables, do you
7 see that the first column on Exhibit 261 is dated
8 5-28-2014?

9 A. Yes.

10 Q. And you see that the fifth column on
11 Exhibit 2570 is also dated 5-28-2014?

12 A. Yes.

13 Q. And both of these tables are for MW13?

14 A. Yes.

15 Q. And both of these tables have analysis for
16 metals?

17 A. Yes.

18 Q. Okay.

19 And if you continue on looking at both of
20 these tables, it has the date 5-13-2015 on
21 Exhibit 261, the metal cleaning basin?

22 A. Yes.

23 Q. And if you look at the column to the furthest
24 right of Exhibit 2570 on Page 49863 --

1 A. Yes.

2 Q. -- it also says May 13, 2015?

3 A. Yes.

4 Q. So this appears -- on these two pages, the
5 data appears to be for metals analysis the same?

6 A. Yes. It's the same data.

7 Q. Staying with 261 -- never mind.

8 We're going to stay with 261 and 2570. I
9 want to turn to MW14, please. These are Bates
10 Pages 58591, and in Exhibit 2570, 58864. Both of
11 these tables are for MW14. Is that correct?

12 A. Yes.

13 Q. And both of these tables have the dates
14 5-28-14 and 5-13-2015, correct?

15 A. Yes.

16 Q. Both of these tables have metals analysis,
17 correct?

18 A. Yes.

19 Q. Let's flip to MW14. I'm sorry. Go back.

20 And the metals analysis for MW14 on

21 Page 49864 and Page 58591 are the same?

22 A. Yes. These are the same sample.

23 Q. Can you flip to, on both documents, MW15.

24 A. Okay.

1 Q. So on Exhibit 1261, which is the metals
2 cleaning basin, and we're looking at Page
3 MWG-13-15_58592, and on Exhibit 2570, we're looking at
4 Page MWG-13-15_49865, these are both tables of
5 Monitoring Well 15, correct?

6 A. Yes.

7 Q. And both of these tables contain data taken
8 on May 28, 2014, correct?

9 A. Yes.

10 Q. Both of these tables contain data taken on
11 May 14, 2015?

12 A. Correct.

13 Q. And both of these tables contain analysis of
14 metals; isn't that correct?

15 A. Yes.

16 Q. And the results of those analyses are the
17 exact same, correct?

18 A. Yes. These are the same sample.

19 Q. Thank you.

20 I'd like you to now look at, staying with
21 Exhibit 261, 2580.

22 When you're ready?

23 A. Yes.

24 Q. I'd like you to flip in 2580 to Page

1 MWG-13-15_58178.

2 A. Okay.

3 Q. And in 261, I'd like you to flip back to Page
4 MWG-13-15, 58590.

5 Both of these tables are for Monitoring
6 Well 13, correct?

7 A. Yes.

8 Q. And I want to direct your attention to -- on
9 Exhibit 261, the fourth column, which states May 19,
10 2016.

11 Do you see that there?

12 A. Yes.

13 Q. And looking at Exhibit 2580, at the column
14 the third from the right, it states May 19, 2016.

15 Do you see that there?

16 A. Yes.

17 Q. And those are the same dates?

18 A. Same dates, yes.

19 Q. And both of these tables analyze metals,
20 correct?

21 A. Correct.

22 Q. And the results for the metals in these
23 tables are the exact same, aren't they?

24 A. Yes, they're the same sample.

1 Q. Thank you.

2 And right next to that, both of those
3 columns, is the date August 18, 2016. Do you see that
4 on both of those tables?

5 A. Yes.

6 Q. And, again -- I just want to shorten this up.
7 And then right after that is the date
8 November 17, 2016. Do you see that on both those
9 tables?

10 A. Yes.

11 Q. So these samples were taken on the exact same
12 day?

13 A. Correct. They're the same sample.

14 Q. The same sample?

15 A. Yes.

16 Q. Meaning this is the result of only one
17 sample?

18 A. The sampling event of August 18, 2016, that's
19 one sample, and there's another sampling event
20 November 17, 2016.

21 What's on both tables reflects the same
22 sample, same results.

23 Q. Same sample, same results?

24 A. Correct. It's just duplicated from one table

1 to another.

2 Q. Thank you.

3 Let's flip to Monitoring Well 14 for both of
4 these analyses. And that is on Page MWG-13-15_58591
5 in Exhibit 261. Exhibit 261 is the metal cleaning
6 basin?

7 A. I'm lost in my paperwork here.

8 Got it.

9 Q. Okay. I'm sorry.

10 We're looking at Monitoring Well 14 on both
11 of these sample results. And, again, as you just
12 stated, for the results on May 19, 2016, August 18,
13 2016, and November 17, 2016, these are the sample
14 results taken from the same sample, correct?

15 MR. WANNIER: Your Honor?

16 THE COURT: Yes?

17 MR. WANNIER: I'm not objecting to the
18 question. Could I just ask that the Bates numbers be
19 highlighted on the screen?

20 MS. GALE: Sure.

21 MR. WANNIER: And would it be possible to
22 read these into the record?

23 MS. GALE: Oh, I thought I did, but I could
24 do it again.

1 MR. WANNIER: I might have missed.

2 THE HEARING OFFICER: Thank you.

3 MS. GALE: I'll do it again.

4 BY MS. GALE:

5 Q. Okay. We're looking at Monitoring Well 14,
6 which is on Bates Page MWG-13-15_58591, and that is
7 part of Exhibit 261. And we're looking at -- also
8 looking at Exhibit 2580, Monitoring Well 14, which is
9 located on Page Number MWG-13-15_58179.

10 And, Mr. Gnat, I believe you just stated
11 that -- I believe we just looked at that the dates are
12 May 19, 2016, August 18, 2016, and November 17, 2016,
13 are the same on both of these tables. Correct?

14 A. Correct.

15 Q. And the data in these reports are from the
16 same sampling analysis; isn't that correct?

17 A. Correct.

18 Q. And simply duplicated it in the Exhibit 261,
19 correct?

20 A. Correct.

21 Q. Let's flip to Monitoring Well 15 on
22 Exhibit 261, that's Page MWG-13-15_58592, and on
23 Exhibit 2580, that is Page MWG13-15_58180. These are
24 both the tables for Monitoring Well 15, correct?

1 A. Correct.

2 Q. And these tables also have the dates May 19,
3 2016, August 18, 2016, 11-17-2016, correct?

4 A. Correct.

5 Q. And the data in both of these tables is from
6 the same sample, correct?

7 A. Yes. I'm going through the metals data here
8 and they're identical.

9 Q. Thank you. We are done with those three
10 exhibits.

11 Mr. Gnat, I would like you to look at
12 Exhibit 268P.

13 A. Okay.

14 Q. This is the annual and quarterly groundwater
15 monitoring report for the Waukegan generating station
16 dated January 22, 2015, MWG-13-15_45328. Correct?

17 A. Correct.

18 Q. Please flip to MWG-13-15_45330.

19 A. Okay.

20 Q. These are your observations. Do you recall
21 discussing these yesterday?

22 A. Yes, I do.

23 Q. Let's look at the bullet -- fifth bullet
24 down. Here the report states that manganese -- strike

1 that.

2 Here the report states Wells MW5, MW6, and
3 MW7 were the only wells with detections of dissolved
4 manganese above the groundwater standard since the
5 third quarter 2011 sampling. Manganese concentrations
6 at all other locations appear fairly stable and are
7 generally below the comparison standard.

8 Do you see that observation made in this
9 report?

10 A. Yes.

11 Q. Let's turn to Page 45333. This is a map of
12 the Waukegan station site map?

13 A. Yes.

14 Q. This includes locations of all the monitoring
15 wells?

16 A. Of Monitoring Wells 1 through 7.

17 Q. Right. But those are for the CCA, correct?

18 A. Correct.

19 Q. Monitoring Well 6 is on the western edge of
20 Midwest Generation's property, correct?

21 A. Correct.

22 Q. Stay on this map.

23 And to confirm, this is a map prepared by
24 KPRG as a consultant of Midwest Generation, and this

1 map was prepared from Midwest Generation. Correct?

2 A. Yes.

3 Q. So looking at the area west of the ash ponds,
4 it appears in this map to be a grassy field. In your
5 experience visiting Waukegan, does it appear to be a
6 grassy field?

7 A. Yes, it is.

8 Q. And you have no personal knowledge of the
9 material beneath that grassy field, correct?

10 A. Correct.

11 THE HEARING OFFICER: May we go off the
12 record for a minute. Do you need a break?

13 (Whereupon, a discussion was had
14 off the record.)

15 THE COURT: We're back on the record.

16 BY MS. GALE:

17 Q. Mr. Gnat, I have one more question. Earlier
18 today I was identifying for you the CCA and CCR wells.
19 Do you recall that, when we were discussing --

20 A. Yes.

21 Q. -- both wells?

22 A. Yes.

23 Q. And we were discussing the Will County CCA
24 and CCR wells, and I made a representation that CCA

1 wells -- all the CCA wells at Will County were also
2 sampled at CCR, and you corrected me. Do you remember
3 that?

4 A. Yes.

5 Q. At Will County, the CCA wells and the CCR
6 wells, to your recollection, are both Monitoring Well
7 5, Monitoring Well 6, Monitoring Well 9, and
8 Monitoring Well 10. That's correct?

9 A. The overlap?

10 Q. The overlap between the two.

11 A. Can you run those again, please?

12 Q. Sure.

13 Monitoring Well 5, Monitoring Well 6,
14 Monitoring Well 9, and Monitoring Well 10.

15 A. I believe that's correct, yes.

16 MS. GALE: Can I have a minute?

17 THE HEARING OFFICER: Sure. Off the record.

18 (Whereupon, a discussion was had
19 off the record.)

20 THE HEARING OFFICER: We are back on the
21 record.

22 Ms. Gale, nothing further?

23 MS. GALE: Thank you. Nothing further.

24 THE HEARING OFFICER: Mr. Wannier, I assume

ATTACHMENT C

ILLINOIS POLLUTION CONTROL BOARD

SIERRA CLUB, ENVIRONMENTAL LAW)
AND POLICY CENTER, PRAIRIE RIVERS)
NETWORK AND CITIZENS)
RUINING THE ENVIRONMENT,)
Complainant,)
-v-) No. PCB 13-15
MIDWEST GENERATION, LLC,)
Respondent.)

Report of Proceedings had at the Hearing on October 26th, 2017, at the hour of 11:45 a.m, pursuant to notice, in at 100 West Randolph Street, Ninth Floor, Chicago, Illinois, before HEARING OFFICER BRADLEY P. HALLORAN.

1 we've been discussing this for the past couple of
2 days, what are CCA and CCR?

3 A. CCA is --

4 Q. What do they represent, in terms of data?

5 A. In terms of data, they -- well, the CCA
6 are dissolved constituents. So, those are filtered
7 samples, as we talked about before. The CCR are
8 unfiltered samples. If I can opine on those.

9 Q. Sure.

10 A. My opinion is that the -- you know, having
11 looked at many, many -- super many, over 50 years of
12 ground water quality data, that the total
13 recoverable and dissolved are the same for all
14 practical purposes.

15 I think Rich tried to explain it, Rich
16 Gnat this morning, where he said the difference
17 between total undissolved is the total recoverable
18 might have some sediment in the sample, because they
19 extract the sample from the well.

20 So, there is a stress put on the well, and
21 that the gravel pack or the sand pack around the
22 well doesn't filter out all -- maybe it doesn't
23 filter out all the sediment.

24 As we talked before, we may get some

1 difference between the total recoverable and the
2 dissolved. But for practical purposes, I guess if I
3 was a regulator, I wouldn't quibble about the
4 difference.

5 Q. Looking at your charts for MW-3, just to
6 clarify, when you say the same, how precisely are
7 you using that word?

8 A. Well, pretty precisely. If you look at,
9 say, the boron concentrations, the difference is
10 between, and I don't have -- between .4 and, say,
11 .5 milligrams per liter for boron, and that's well
12 within the error of laboratory analyses and things
13 like that.

14 Sometimes -- I think if you look at these,
15 sometimes the total recoverable is less than the
16 dissolved and sometimes it's the other way around.

17 So, I mean, I'm not going to quibble with
18 that as a professional engineer. I think that's the
19 way life is. Life is not perfect and neither is
20 hydrology.

21 Q. Okay. Anyway, going back to these wells,
22 can you walk us through the data well by well and
23 tell us what you see?

24 A. Yeah, I sure can. Well MW-1, which is

ATTACHMENT D

METALS CLEANING BASIN
GROUNDWATER SAMPLING SUMMARY

January 24, 2017

Illinois Environmental Protection Agency
Division of Water Pollution Control
Compliance Assurance Section
1021 North Grand Avenue East
P.O. Box 19276
Springfield, IL 62794-9276

VIA FEDERAL EXPRESS

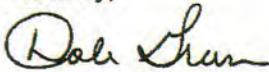
Re: Midwest Generation Powerton Generating Station
Water Pollution Control Permit No. 2009-EB-2748

Dear Agency Representative:

In accordance with the Illinois Environmental Protection Agency (IEPA) Water Pollution Control Permit No. 2009-EB-2748, Special Condition 4, this submittal provides the 4th Quarter 2016 groundwater monitoring results associated with the constructed Metals Cleaning Basin which was in use during a portion of the third quarter. Monitoring wells MW-13 MW-14 and MW-15 were installed around the basin at locations shown on Figure 1. Static water elevations were collected prior to sampling. Groundwater samples were collected using the low flow sampling technique. The samples were analyzed for parameters listed in 35 IAC 620.410(a) and (d). The most recent quarterly sampling data are summarized in Table 1.

If there are any questions, please contact either Sharene Shealey of Midwest Generation at 815-372-4625 or Richard Gnat of KPRG at 262-781-0475.


Sincerely,



Dale Green
Plant Manager
Powerton Station

Attachments

cc: IEPA DWPC – Peoria Region
IEPA Hydrogeology and Compliance Unit – Springfield, IL
Sharene Shealey, Midwest Generation (via Email only)
Rachel Winters, Midwest Generation



LEGEND

MW-1 MONITORING WELL

0 100'

APPROXIMATE SCALE

ENVIRONMENTAL CONSULTATION & REMEDIATION

K P R G

KPRG and Associates, Inc.

14665 West Lisbon Road, Suite 2B Brookfield, Wisconsin 53005 Telephone 262-781-0475 Facsimile 262-781-0478

414 Plaza Drive, Suite 106 Westmont, Illinois 60559 Telephone 630-325-1300 Facsimile 630-325-1593

**METAL CLEANING BASIN
WELLS LOCATION MAP**

POWERTON STATION
PEKIN, ILLINOIS

Scale: 1" = 100'

Date: July 21, 2014

KPRG Project No. 12313.1

FIGURE 1

T:\projects\industrial generation\groundwater sampling\powerton\powerton station gw map.dwg

Electronic Filing: Received, Clerk's Office 11/14/2017

Table 1. 2016 Metals Cleaning Basin Sampling - Midwest Generation LLC, Powerton Station, Pekin, IL

Sample: MW-13		Date		5/28/2014		5/13/2015		5/19/2016		8/18/2016		11/17/2016	
Parameter	Standards	DL	Result	DL	Result	DL	Result	DL	Result	DL	Result	DL	Result
Antimony	0.006	0.0030	ND	0.0030	ND	0.0030	ND	0.0030	ND	0.0030	ND	0.0030	ND
Arsenic	0.010	0.0010	0.024	0.0010	0.033	0.0010	0.033	0.0010	0.027	0.0010	0.027	0.0010	0.028
Barium	2.0	0.0025	0.22	0.0025	0.27	0.0025	0.12	0.0025	0.23	0.0025	0.094	0.0025	0.094
Beryllium	0.004	0.0010	ND	0.0010	ND	0.0010	ND	0.0010	ND	0.0010	ND	0.0010	ND
Boron	2.0	0.25	3.5	0.50	3.8	0.050	2.9	0.050	3.0	0.50	3.7	0.50	3.7
Cadmium	0.005	0.00050	ND	0.00050	ND	0.00050	ND	0.00050	ND	0.00050	ND	0.00050	ND
Chloride	200.0	10	180	10	180	10	170	10	180	10	160	10	160
Chromium	0.1	0.0050	ND	0.010	ND	0.0050	ND	0.0050	ND	0.0050	ND	0.0050	ND
Cobalt	1.0	0.0010	ND	0.0010	ND	0.0010	ND	0.0010	ND	0.0010	ND	0.0010	ND
Copper	0.65	0.0020	ND	0.0020	ND	0.0020	ND	0.0020	ND	0.0020	ND	0.0020	ND
Cyanide	0.2	0.010	ND	0.010	ND	0.010	ND	0.010	ND	0.010	ND	0.010	ND
Fluoride	4.0	0.10	0.35	0.10	0.39	0.10	0.36	0.10	0.35	0.10	0.34	0.10	0.34
Iron	5.0	0.10	0.74	0.10	0.92	0.10	0.88	0.10	1.0	0.10	0.96	0.10	0.96
Lead	0.0075	0.00050	ND	0.00050	ND	0.00050	ND	0.00050	ND	0.00050	ND	0.00050	ND
Manganese	0.15	0.0025	3.4	0.0025	3.9	0.0025	4.4	0.0025	4.9	0.0025	5.0	0.0025	5.0
Mercury	0.002	0.00020	ND	0.00020	ND	0.00020	ND	0.00020	ND	0.00020	ND	0.00020	ND
Nickel	0.1	0.0020	ND	0.0020	ND	0.0020	ND	0.0020	ND	0.0020	ND	0.0020	ND
Nitrogen/Nitrate	10.0	0.10	ND	0.10	ND	0.10	ND	0.10	ND	0.10	ND	0.10	ND
Nitrogen/Nitrate, Nitrite	NA	0.10	ND	0.10	ND	0.10	ND	0.10	ND	0.10	ND	0.10	ND
Nitrogen/Nitrite	NA	0.020	ND	0.020	ND	0.020	ND	0.020	ND	0.020	ND	0.020	ND
Perchlorate	0.0049	0.0040	ND	0.0040	ND	0.0040	ND	0.0040	ND	0.0040	ND	0.0040	ND
Selenium	0.05	0.0025	ND	0.0025	0.012	0.0025	0.011	0.0025	0.0043	0.0025	0.0025	0.0025	0.0025
Silver	0.05	0.00050	ND	0.00050	ND	0.00050	ND	0.00050	ND	0.00050	ND	0.00050	ND
Sulfate	400.0	250	630	250	1100	500	1200	500	1500	500	1700	500	1700
Thallium	0.002	0.0020	ND	0.0020	ND	0.0020	ND	0.0020	ND	0.0020	ND	0.0020	ND
Total Dissolved Solids	1,200	10	2100	10	2600	10	2800	10	3300	10	3400	10	3400
Vanadium	0.049	0.0050	ND	0.0050	ND	0.0050	ND	0.0050	ND	0.0050	ND	0.0050	ND
Zinc	5.0	0.020	ND	0.020	ND	0.020	ND	0.020	ND	0.020	ND	0.020	ND
Benzene	0.005	0.00050	ND	0.00050	ND	0.00050	ND	0.00050	ND	0.00050	ND	0.00050	ND
BETX	11.705	0.0025	ND	0.0025	ND	0.0025	0.00069	0.0025	ND	0.0025	ND	0.0025	ND
Radium 226	20.0	0.416	ND	0.0825	0.288	0.0623	0.213	0.113	0.310	0.325	ND	0.325	ND
Radium 228	20.0	0.697	ND	0.321	0.339	0.390	ND *	0.588	ND	0.403	0.414	0.403	0.414
pH	6.5 - 9.0	NA	7.73	NA	7.99	NA	7.60	NA	7.53	NA	7.65	NA	7.65
Temperature	NA	NA	23.09	NA	16.67	NA	17.47	NA	25.95	NA	20.32	NA	20.32
Conductivity	NA	NA	2.63	NA	2.78	NA	2.81	NA	3.48	NA	3.12	NA	3.12
Dissolved Oxygen	NA	NA	0.93	NA	1.10	NA	1.02	NA	1.79	NA	1.13	NA	1.13
ORP	NA	NA	-44.7	NA	-175.5	NA	-147.5	NA	-195.8	NA	-81.0	NA	-81.0
Depth to Water (bls)	NA	NA	25.46	NA	25.04	NA	24.24	NA	28.20	NA	27.49	NA	27.49
Depth to Water (bmp)	NA	NA	28.75	NA	28.33	NA	27.39	NA	31.35	NA	30.64	NA	30.64
Elevation of MP	NA	NA	470.94	NA	470.94	NA	470.94	NA	470.94	NA	470.94	NA	470.94
Elevation of GW Surface	NA	NA	442.19	NA	442.61	NA	443.55	NA	439.59	NA	440.30	NA	440.30

Notes: Standards obtained from IAC, Title 35, Chapter I, Part 620, Subpart D, Section 620.410 - Groundwater Quality Standards for Class I: Potable Resource Groundwater
 All values are in mg/L (ppm) unless otherwise noted.
 Radium 226 is also reported as Total Alpha.
 ^ - Denotes instrument related QC exceeds the control limits
 * - LCS or LCS/D is outside acceptable limits
 bls - below land surface
 bmp - below measuring point

DL - Detection limit
 DO - Dissolved Oxygen
 GW - Groundwater
 MP - Measuring Point
 NA - Not Applicable
 ND - Not Detected
 ORP - Oxygen Reduction Potential

Temperature is in °C degrees Celsius
 Conductivity is in ms/cm² millisiemens per centimeters
 DO is in mg/L milligrams per liter
 ORP is in mV millivolts
 Radiums are in pCi/L pico Curies per liter
 Depths are in ft feet
 Elevations are in ft AMSL feet above mean sea level

Electronic Filing: Received, Clerk's Office 11/14/2017

Table 1. 2016 Metals Cleaning Basin Sampling - Midwest Generation LLC, Powerton Station, Pekin, IL

Sample: MW-14		Date		5/28/2014		5/13/2015		5/19/2016		8/18/2016		11/17/2016	
Parameter	Standards	DL	Result	DL	Result	DL	Result	DL	Result	DL	Result	DL	Result
Antimony	0.006	0.0030	ND	0.0030	ND	0.0030	ND	0.0030	ND	0.0030	ND	0.0030	ND
Arsenic	0.010	0.0010	0.0011	0.0010	0.0017	0.0010	0.0027	0.0010	0.0013	0.0010	0.0010	0.0010	ND
Barium	2.0	0.0025	0.033	0.0025	0.042	0.0025	0.050	0.0025	0.055	0.0025	0.065	0.0025	0.065
Beryllium	0.004	0.0010	ND	0.0010	ND	0.0010	ND	0.0010	ND	0.0010	ND	0.0010	ND
Boron	2.0	0.25	1.8	0.25	1.7	0.050	2.2	0.050	1.5	0.25	1.8	0.25	1.8
Cadmium	0.005	0.00050	ND	0.00050	0.00056	0.00050	ND	0.00050	ND	0.00050	0.00082	0.00050	0.00082
Chloride	200.0	10	140	10	180	10	140	10	160	10	170	10	170
Chromium	0.1	0.0050	ND	0.010	ND	0.0050	ND	0.0050	ND	0.0050	ND	0.0050	ND
Cobalt	1.0	0.0010	ND	0.0010	ND	0.0010	ND	0.0010	ND	0.0010	ND	0.0010	ND
Copper	0.65	0.0020	ND	0.0020	ND	0.0020	ND	0.0020	ND	0.0020	ND	0.0020	ND
Cyanide	0.2	0.010	ND	0.010	ND	0.010	ND	0.010	ND	0.010	ND	0.010	ND
Fluoride	4.0	0.10	0.95	0.10	0.98	0.10	1.0	0.10	0.96	0.10	0.96	0.10	0.96
Iron	5.0	0.10	0.60	0.10	ND	0.10	ND	0.10	ND	0.10	0.18	0.10	0.18
Lead	0.0075	0.00050	ND	0.00050	ND	0.00050	ND	0.00050	ND	0.00050	ND	0.00050	ND
Manganese	0.15	0.0025	0.34	0.0025	0.073	0.0025	0.25	0.0025	0.26	0.0025	0.81	0.0025	0.81
Mercury	0.002	0.00020	ND	0.00020	ND	0.00020	ND	0.00020	ND	0.00020	ND	0.00020	ND
Nickel	0.1	0.0020	0.0031	0.0020	0.0036	0.0020	ND	0.0020	0.0029	0.0020	0.0038	0.0020	0.0038
Nitrogen/Nitrate	10.0	0.10	0.22	0.10	2.4	0.10	0.11	0.10	0.35	0.10	ND	0.10	ND
Nitrogen/Nitrate, Nitrite	NA	0.10	0.22	0.20	2.4	0.10	0.11	0.10	0.35	0.10	ND	0.10	ND
Nitrogen/Nitrite	NA	0.020	ND	0.020	ND	0.020	ND	0.020	ND	0.020	ND	0.020	ND
Perchlorate	0.0049	0.0040	ND	0.0040	ND	0.0040	ND	0.0040	ND	0.0040	ND	0.0040	ND
Selenium	0.05	0.0025	0.014	0.0025	0.042	0.0025	0.0076	0.0025	0.023	0.0025	ND ^	0.0025	ND ^
Silver	0.05	0.00050	ND	0.00050	ND	0.00050	ND	0.00050	ND	0.00050	ND	0.00050	ND
Sulfate	400.0	100	720	250	1200	250	650	250	1000	250	1200	250	1200
Thallium	0.002	0.0020	0.0026	0.0020	0.0044	0.0020	0.0028	0.0020	0.0041	0.0020	0.0048	0.0020	0.0048
Total Dissolved Solids	1,200	10	1700	13	2700	10	1800	10	2300	10	2900	10	2900
Vanadium	0.049	0.0050	ND	0.0050	ND	0.0050	ND	0.0050	ND	0.0050	ND	0.0050	ND
Zinc	5.0	0.020	ND	0.020	ND	0.020	ND	0.020	ND	0.020	ND	0.020	ND
Benzene	0.005	0.00050	ND	0.00050	ND	0.00050	ND	0.00050	ND	0.00050	ND	0.00050	ND
BETX	11.705	0.0025	ND	0.0025	ND	0.0025	ND	0.0025	ND	0.0025	ND	0.0025	ND
Radium 226	20.0	0.500	ND	0.0694	0.0753	0.112	0.213	0.164	0.284	0.345	ND	0.345	ND
Radium 228	20.0	0.698	ND	0.284	ND	0.864	ND *	0.611	ND	0.481	ND	0.481	ND
pH	6.5 - 9.0	NA	6.99	NA	7.04	NA	7.03	NA	6.78	NA	6.80	NA	6.80
Temperature	NA	NA	17.53	NA	16.35	NA	16.54	NA	22.91	NA	17.82	NA	17.82
Conductivity	NA	NA	2.00	NA	2.98	NA	2.02	NA	2.53	NA	2.86	NA	2.86
Dissolved Oxygen	NA	NA	0.42	NA	1.03	NA	2.16	NA	3.44	NA	1.49	NA	1.49
ORP	NA	NA	-26.4	NA	9.8	NA	-13.5	NA	-128.8	NA	5.1	NA	5.1
Depth to Water (bls)	NA	NA	20.93	NA	20.85	NA	21.42	NA	20.61	NA	20.94	NA	20.94
Depth to Water (bmp)	NA	NA	24.05	NA	23.97	NA	24.59	NA	23.78	NA	24.11	NA	24.11
Elevation of MP	NA	NA	470.79	NA	470.79	NA	470.90	NA	470.90	NA	470.90	NA	470.90
Elevation of GW Surface	NA	NA	446.74	NA	446.82	NA	446.31	NA	447.12	NA	446.79	NA	446.79

Notes: Standards obtained from IAC, Title 35, Chapter 1, Part 620, Subpart D, Section 620.410 - Groundwater Quality Standards for Class I: Potable Resource Groundwater
 All values are in mg/L (ppm) unless otherwise noted.
 Radium 226 is also reported as Total Alpha.
 ^ - Denotes instrument related QC exceeds the control limits
 * - LCS or LCS D is outside acceptable limits
 bls - below land surface
 bmp - below measuring point

DL - Detection limit
 DO - Dissolved Oxygen
 GW - Groundwater
 MP - Measuring Point
 NA - Not Applicable
 ND - Not Detected
 ORP - Oxygen Reduction Potential

Temperature is in °C degrees Celsius
 Conductivity is in ms/cm² millisiemens per centimeters
 DO is in mg/L milligrams per liter
 ORP is in mV millivolts
 Radiums are in pCi/L pico Curies per liter
 Depths are in ft feet
 Elevations are in ft AMSL feet above mean sea level

Electronic Filing: Received, Clerk's Office 11/14/2017

Table 1. 2016 Metals Cleaning Basin Sampling - Midwest Generation LLC, Powerton Station, Pekin, IL

Sample: MW-15		Date		5/28/2014		5/14/2015		5/19/2016		8/18/2016		11/17/2016	
Parameter	Standards	DL	Result	DL	Result	DL	Result	DL	Result	DL	Result	DL	Result
Antimony	0.006	0.0030	ND	0.0030	ND	0.0030	ND	0.0030	ND	0.0030	ND	0.0030	ND
Arsenic	0.010	0.0010	0.0019	0.0010	0.0024	0.0010	0.0019	0.0010	0.0018	0.0010	0.0018	0.0010	0.0011
Barium	2.0	0.0025	0.068	0.0025	0.12	0.0025	0.078	0.0025	0.045	0.0025	0.053	0.0025	0.053
Beryllium	0.004	0.0010	ND	0.0010	ND	0.0010	ND	0.0010	ND	0.0010	ND	0.0010	ND
Boron	2.0	0.25	1.2	0.25	1.4	0.050	1.9	0.050	1.8	0.050	2.0	0.050	2.0
Cadmium	0.005	0.00050	ND	0.00050	ND	0.00050	ND	0.00050	ND	0.00050	ND	0.00050	ND
Chloride	200.0	10	220	10	230	10	230	10	170	10	180	10	180
Chromium	0.1	0.0050	ND	0.0050	ND	0.0050	ND	0.0050	ND	0.0050	ND	0.0050	ND
Cobalt	1.0	0.0010	ND	0.0010	ND	0.0010	ND	0.0010	ND	0.0010	ND	0.0010	ND
Copper	0.65	0.0020	ND	0.0020	ND	0.0020	ND	0.0020	ND	0.0020	ND	0.0020	ND
Cyanide	0.2	0.010	ND	0.010	ND	0.010	ND	0.010	ND	0.010	ND	0.010	ND
Fluoride	4.0	0.10	0.65	0.10	0.47	0.10	0.52	0.10	0.56	0.10	0.53	0.10	0.53
Iron	5.0	0.10	0.37	0.10	0.44	0.10	0.64	0.10	0.81	0.10	0.22	0.10	0.22
Lead	0.0075	0.00050	ND	0.00050	ND	0.00050	ND	0.00050	ND	0.00050	ND	0.00050	ND
Manganese	0.15	0.0025	0.30	0.0025	0.42	0.0025	0.59	0.0025	0.52	0.0025	0.19	0.0025	0.19
Mercury	0.002	0.00020	ND	0.00020	ND	0.00020	ND	0.00020	ND	0.00020	ND	0.00020	ND
Nickel	0.1	0.0020	0.0047	0.0020	0.010	0.0020	0.0089	0.0020	0.0055	0.0020	0.0063	0.0020	0.0063
Nitrogen/Nitrate	10.0	0.10	0.40	0.10	0.10	0.10	ND	0.10	ND	0.10	0.17	0.10	0.17
Nitrogen/Nitrate, Nitrite	NA	0.10	0.40	0.10	0.10	0.10	ND	0.10	ND	0.10	0.17	0.10	0.17
Nitrogen/Nitrite	NA	0.020	ND	0.020	ND	0.020	ND	0.020	ND	0.020	ND	0.020	ND
Perchlorate	0.0049	0.0040	ND	0.0040	ND	0.0040	ND	0.0040	ND	0.0040	ND	0.0040	ND
Selenium	0.05	0.0025	0.033	0.0025	0.051	0.0025	0.015	0.0025	ND	0.0025	0.017	0.0025	0.017
Silver	0.05	0.00050	ND	0.00050	ND	0.00050	ND	0.00050	ND	0.00050	ND	0.00050	ND
Sulfate	400.0	100	390	250	930	500	1100	100	620	100	570	100	570
Thallium	0.002	0.0020	ND	0.0020	ND	0.0020	ND	0.0020	ND	0.0020	ND	0.0020	ND
Total Dissolved Solids	1,200	10	1300	10	2500	10	2800	10	1900	10	1900	10	1900
Vanadium	0.049	0.0050	ND	0.0050	ND	0.0050	ND	0.0050	ND	0.0050	ND	0.0050	ND
Zinc	5.0	0.020	ND	0.020	ND	0.020	ND	0.020	ND	0.020	ND	0.020	ND
Benzene	0.005	0.00050	ND	0.00050	ND	0.00050	ND	0.00050	ND	0.00050	ND	0.00050	ND
BETX	11.705	0.0025	ND	0.0025	ND	0.0025	ND	0.0025	ND	0.0025	ND	0.0025	ND
Radium 226	20.0	0.426	ND	0.0888	0.214	0.0549	0.201	0.101	0.225	0.101	0.356	0.101	0.356
Radium 228	20.0	0.619	ND	0.306	ND	0.435	0.439 *	0.558	ND	0.558	0.492	0.558	0.492
pH	6.5 - 9.0	NA	6.89	NA	7.05	NA	6.83	NA	6.96	NA	6.91	NA	6.91
Temperature	NA	NA	20.04	NA	15.57	NA	18.10	NA	23.69	NA	18.29	NA	18.29
Conductivity	NA	NA	1.80	NA	2.67	NA	2.89	NA	2.52	NA	2.05	NA	2.05
Dissolved Oxygen	NA	NA	0.65	NA	0.83	NA	2.53	NA	1.76	NA	3.28	NA	3.28
ORP	NA	NA	-8.6	NA	-25.7	NA	-0.2	NA	-60.6	NA	-27.3	NA	-27.3
Depth to Water (bls)	NA	NA	21.12	NA	21.56	NA	21.63	NA	20.37	NA	20.86	NA	20.86
Depth to Water (bmp)	NA	NA	24.24	NA	24.68	NA	24.71	NA	23.45	NA	23.94	NA	23.94
Elevation of MP	NA	NA	471.38	NA	471.38	NA	471.37	NA	471.37	NA	471.37	NA	471.37
Elevation of GW Surface	NA	NA	447.14	NA	446.70	NA	446.66	NA	447.92	NA	447.43	NA	447.43

Notes: Standards obtained from IAC, Title 35, Chapter I, Part 620, Subpart D, Section 620.410 - Groundwater Quality Standards for Class I: Potable Resource Groundwater
 All values are in mg/L (ppm) unless otherwise noted.
 Radium 226 is also reported as Total Alpha.
 ^ - Denotes instrument related QC exceeds the control limits
 * - LCS or LCSD is outside acceptable limits
 bls - below land surface
 bmp - below measuring point

DL - Detection limit
 DO - Dissolved Oxygen
 GW - Groundwater
 MP - Measuring Point
 NA - Not Applicable
 ND - Not Detected
 ORP - Oxygen Reduction Potential

Temperature is in °C degrees Celsius
 Conductivity is in ms/cm² milliSiemens per centimeters
 DO is in mg/L milligrams per liter
 ORP is in mV millivolts
 Radiums are in pCi/L pico Curies per liter
 Depths are in ft feet
 Elevations are in ft AMSL feet above mean sea level

ATTACHMENT E



Midwest Generation, LLC
13082 E. Manito Rd.
Pekin, Illinois, 61554

QUARTERLY GROUNDWATER MONITORING REPORT
POWERTON GENERATING STATION

July 22, 2015

Ms. Andrea Rhodes
Illinois Environmental Protection Agency
Division of Public Water Supplies
MC#19
1021 North Grand Avenue East
Springfield, IL 62794-9276

VIA FEDERAL EXPRESS

Re: Quarterly Groundwater Monitoring Results – Second Quarter 2015
Powerton Generating Station – Ash Impoundments
Compliance Commitment Agreement VN W-2012-00057; ID# 6282

Dear Ms. Rhodes:

The second quarterly groundwater sampling for 2015 has been completed for the ash pond monitoring wells located at the Midwest Generation, LLC (Midwest Generation) Powerton Generating Station in accordance with the Compliance Commitment Agreement (CCA) with Illinois Environmental Protection Agency (IEPA) dated October 24, 2012. This quarterly monitoring report summarizes the results of the monitoring event.

Well Inspection and Sampling Procedures

The groundwater monitoring network around the ash ponds at the Powerton facility consists of sixteen wells (MW-1 through MW-16) as shown on Figure 1. As part of sampling procedures, the integrity of all monitoring wells was inspected and water levels obtained using an electronic water level meter (see summary of water level discussion below). All wells were found in good condition with locked protector casings and the concrete surface seals were intact.

Groundwater samples at well locations MW-1 through MW-16 were collected using the low-flow sampling technique. In addition, a surface water grab sample was collected from the discharge of the East Yard Run-off Basin.

One duplicate sample was collected for quality assurance purposes. In addition, a deionized water trip blank was placed with the sample bottle shipment by the laboratory and accompanied the groundwater samples bottles from and back to the laboratory. The groundwater monitoring samples, the East Yard Run-off Basin sample and the duplicate sample were analyzed for the inorganic compounds listed in Illinois Administrative Code (IAC) 620.410(a), 620.410(d) and 620.410(e), excluding radium 226/228. The trip blank was analyzed for the volatile organic compounds (VOCs) listed in IAC 620.410(d).

Groundwater Flow Evaluation

Water level data from the most recent round of sampling along with historical water levels obtained from each well are summarized in Table 1. As noted in previous submittals, monitoring wells MW-6, MW-8, MW-12, MW-14 and MW-15 are screened within a shallow, localized, saturated clay/silt unit which is underlain by a more extensive sand unit. The remaining eleven monitoring wells have deeper screens, within the more extensive sand unit. The water levels from wells screened in the clay/silt unit and the water levels from monitoring wells screened within the sand unit were evaluated separately and used to generate groundwater flow maps for each unit. These maps are provided on Figures 2 and 3. The water elevation data within the clay/silt unit indicates localized groundwater flow in a westerly direction (Figure 2). Groundwater flow within the more extensive sand unit is generally in a north-westerly direction (Figure 3). The flow conditions observed during this sampling are generally consistent with historical conditions reported for the site.

Summary of Analytical Data

A copy of the analytical data package is provided in Attachment 1. The field parameter and groundwater analytical data from the most recent sampling, along with the previous eight quarters of data, are summarized in Table 2. The duplicate sample was collected from well MW-16. The trip blank showed no detectable contamination. The duplicate sample was analyzed and the relative percent difference for each detectable analyte was below 20% which is within an acceptable range.

In general, the data are generally consistent with the following general observations Boron concentrations at well MW-3 have decreased and selenium was detected when all previous samples were non-detect; there was an increase in sulfate at well MW-15; there was an increase in total dissolved solids in wells MW-13, MW-14 and MW-15; there was a decrease in manganese and an increase in nitrogen at well MW-14; there were slight increases in fluoride and chloride at wells MW-1 and MW-2, respectively. All wells for which the sampling data reports a value above one or more groundwater standards are located within the area of the approved Groundwater Management Zone.

The data from the East Yard Run-off Basin sampling along with the previous sampling results are summarized in Table 3. This data is consistent with the data from the previous sampling data with the exception of an increase in sulfate, fluoride, and selenium. Under

Ms. Andrea Rhodes
Illinois Environmental Protection Agency
Re: Ash Pond Monitoring 2nd Quarter 2015

Page 3
July 22, 2015

the CCA, Midwest Generation was obligated to undertake four quarterly rounds of sampling of the East Yard Run-off Basin. At this time, ten (10) rounds of sampling have occurred. That obligation has been met and exceeded. Accordingly, Midwest Generation respectfully continues to request that the obligation to undertake quarterly sampling at the East Yard Run-off Basin cease.

If there are any questions, please contact either Sharene Shealey of Midwest Generation at 815-372-4625 or Richard Gnat of KPRG at 262-781-0475.

Sincerely,



Dale Green
Station Manager

Attachments

cc: William Buscher, IEPA
Rachel Winters, Midwest Generation
Sharene Shealey, Midwest Generation
Richard Gnat, KPRG and Associates, Inc.

FIGURES



ENVIRONMENTAL CONSULTATION & REMEDIATION



KPRG and Associates, inc.

14665 West Lisbon Road, Suite 28 Brookfield, Wisconsin 53005 Telephone 262-781-0475 Facsimile 262-781-0478

414 Plaza Drive, Suite 106 Westmont, Illinois 60559 Telephone 630-325-1300 Facsimile 630-325-1593

SITE MAP

POWERTON STATION
PEKIN, ILLINOIS

Scale: 1" = 550'

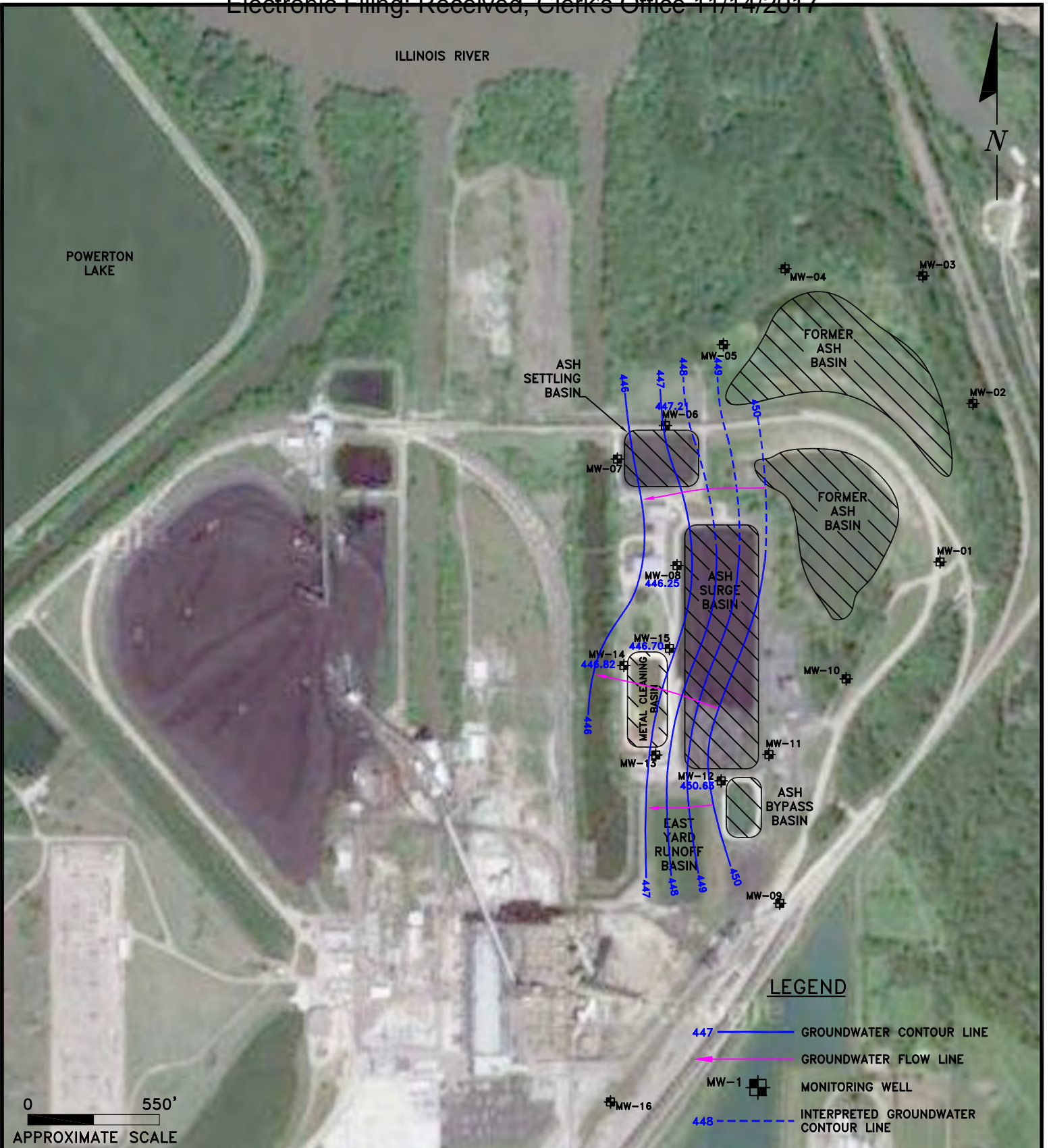
Date: January 23, 2015

KPRG Project No. 12313.1

FIGURE 1

MWG15-15-49643

T:\c:\psp\projects\midwest\generation\groundwater\sampling\powerton\powerton_station_gw_map.dwg



ENVIRONMENTAL CONSULTATION & REMEDIATION

K P R G

KPRG and Associates, inc.

14665 West Lisbon Road, Suite 28 Brookfield, Wisconsin 53005 Telephone 262-781-0475 Facsimile 262-781-0478

414 Plaza Drive, Suite 106 Westmont, Illinois 60559 Telephone 630-325-1300 Facsimile 630-325-1593

GROUNDWATER CONTOUR MAP FOR SILT/CLAY UNIT 05/2015

**POWERTON STATION
PEKIN, ILLINOIS**

Scale: 1" = 550' Date: June 26, 2015

KPRG Project No. 12313.1 MWG13-15-4084 **FIGURE 2**

T:\c:\projects\mlwest\generation\12313\figures\powerton\powerton station_262015.gwg\map\dwg\slb

ILLINOIS RIVER

POWERTON LAKE

N



LEGEND

- 442 GROUNDWATER CONTOUR LINE
- GROUNDWATER FLOW LINE
- MW-1 MONITORING WELL

ENVIRONMENTAL CONSULTATION & REMEDIATION

K P R G

KPRG and Associates, inc.

14665 West Lisbon Road, Suite 28 Brookfield, Wisconsin 53005 Telephone 262-781-0475 Facsimile 262-781-0478

414 Plaza Drive, Suite 106 Westmont, Illinois 60559 Telephone 630-325-1300 Facsimile 630-325-1593

GROUNDWATER CONTOUR MAP FOR GRAVELLY SAND UNIT 05/2015

**POWERTON STATION
PEKIN, ILLINOIS**

Scale: 1" = 550' Date: June 26, 2015

KPRG Project No. 12313.1 MWG13-15-40845 FIGURE 3

T:\c:\projects\mlh\west_generation\12313\figures\powerton\powerton station 2q2015 aw map.dwg(sand)

TABLES

Electronic Filing: Received, Clerk's Office 11/14/2017

Table 1. Groundwater Elevations - Midwest Generation, LLC, Powerton Station, Pekin, IL

Well ID	Date	Top of Casing (TOC) Elevation (ft above MSL)	Ground Elevation (ft above MSL)	Groundwater Elevation (ft above MSL)	Sampling Groundwater Elevation (ft above MSL)	Bottom of Well Elevation (ft above MSL)	Depth to Groundwater (ft below TOC)	Sampling Depth to Groundwater (ft below TOC)	Depth to Bottom of Well (ft below TOC)
MW-01	9/19/2011	465.06	461.67	439.95	439.93	430.97	25.11	25.13	34.09
	12/12/2011	465.06	461.67	439.78	439.78	430.97	25.28	25.28	34.09
	3/19/2012	465.06	461.67	442.40	442.40	430.97	22.66	22.66	34.09
	4/4/2012	465.06	461.67	441.39	NM	430.97	23.67	NM	34.09
	6/25/2012	465.06	461.67	437.84	437.84	430.97	27.22	27.22	34.09
	9/18/2012	465.06	461.67	435.37	435.34	430.97	29.69	29.72	34.09
	12/12/2012	465.06	461.67	435.06	435.06	430.97	30.00	30.00	34.09
	2/27/2013	465.06	461.67	439.56	438.62	430.97	25.50	26.44	34.09
	5/29/2013	465.06	461.67	446.35	446.50	430.96	18.71	18.56	34.10
	7/29/2013	465.06	461.67	441.71	441.71	430.96	23.35	23.35	34.10
	10/21/2013	465.06	461.67	435.98	435.99	430.96	29.08	29.07	34.10
	3/6/2014	465.06	461.67	442.20	442.20	430.96	22.86	22.86	34.10
	5/27/2014	465.06	461.67	442.00	442.01	430.96	23.06	23.05	34.10
	8/28/2014	465.06	461.67	439.33	439.34	430.96	25.73	25.72	34.10
10/29/2014	465.06	461.67	441.92	441.92	430.96	23.14	23.14	34.10	
2/23/2015	465.06	461.67	441.45	441.45	430.96	23.61	23.61	34.10	
5/11/2015	465.06	461.67	441.72	441.73	430.96	23.34	23.33	34.10	
MW-02	9/19/2011	462.42	459.25	433.27	433.27	425.31	29.15	29.15	37.11
	12/12/2011	462.42	459.25	434.78	434.78	425.31	27.64	27.64	37.11
	3/19/2012	462.42	459.25	437.48	437.48	425.31	24.94	24.94	37.11
	4/4/2012	462.42	459.25	436.92	NM	425.31	25.50	NM	37.11
	6/25/2012	462.42	459.25	433.69	433.68	425.31	28.73	28.74	37.11
	9/18/2012	462.42	459.25	431.30	431.31	425.31	31.12	31.11	37.11
	12/12/2012	462.42	459.25	431.12	431.12	425.31	31.30	31.30	37.11
	2/27/2013	462.42	459.25	436.02	434.63	425.31	26.40	27.79	37.11
	5/29/2013	462.42	459.25	444.38	444.81	425.31	18.04	17.61	37.11
	7/29/2013	462.42	459.25	434.84	434.84	425.31	27.58	27.58	37.11
	10/21/2013	462.42	459.25	431.64	431.65	425.31	30.78	30.77	37.11
	3/5/2014	462.42	459.25	442.74	442.73	425.31	19.68	19.69	37.11
	5/27/2014	462.42	459.25	440.91	440.91	425.31	21.51	21.51	37.11
	8/25/2014	462.42	459.25	436.20	436.27	425.31	26.22	26.15	37.11
10/27/2014	462.42	459.25	439.27	439.25	425.31	23.15	23.17	37.11	
2/25/2015	462.42	459.25	435.54	435.53	425.31	26.88	26.89	37.11	
5/13/2015	462.42	459.25	440.57	440.59	425.31	21.85	21.83	37.11	
MW-03	9/19/2011	462.34	459.10	432.73	432.72	425.05	29.61	29.62	37.29
	12/12/2011	462.34	459.10	433.88	433.88	425.05	28.46	28.46	37.29
	3/19/2012	462.34	459.10	436.94	436.94	425.05	25.40	25.40	37.29
	4/4/2012	462.34	459.10	435.67	NM	425.05	26.67	NM	37.29
	6/25/2012	462.34	459.10	432.86	432.86	425.05	29.48	29.48	37.29
	9/18/2012	462.34	459.10	430.71	430.71	425.05	31.63	31.63	37.29
	12/12/2012	462.34	459.10	429.94	429.94	425.05	32.40	32.40	37.29
	2/27/2013	462.34	459.10	436.39	435.87	425.05	25.95	26.47	37.29
	5/29/2013	462.34	459.10	444.87	445.14	425.04	17.47	17.20	37.30
	7/31/2013	462.34	459.10	434.87	434.87	425.04	27.47	27.47	37.30
	10/21/2013	462.34	459.10	430.91	430.91	425.04	31.43	31.43	37.30
	3/5/2014	462.34	459.10	442.23	442.22	425.04	20.11	20.12	37.30
	5/27/2014	462.34	459.10	440.70	440.69	425.04	21.64	21.65	37.30
	8/25/2014	462.34	459.10	434.72	434.73	425.04	27.62	27.61	37.30
10/27/2014	462.34	459.10	439.45	439.46	425.04	22.89	22.88	37.30	
2/25/2015	462.34	459.10	436.26	436.25	425.04	26.08	26.09	37.30	
5/13/2015	462.34	459.10	440.77	440.79	425.04	21.57	21.55	37.30	
MW-04	9/19/2011	460.48	457.29	431.63	431.63	423.39	28.85	28.85	37.09
	12/12/2011	460.48	457.29	433.28	433.28	423.39	27.20	27.20	37.09
	3/19/2012	460.48	457.29	434.93	434.93	423.39	25.55	25.55	37.09
	4/4/2012	460.48	457.29	434.15	NM	423.39	26.33	NM	37.09
	6/25/2012	460.48	457.29	432.38	432.38	423.39	28.10	28.10	37.09
	9/18/2012	460.48	457.29	430.34	430.34	423.39	30.14	30.14	37.09
	12/12/2012	460.48	457.29	430.28	430.28	423.39	30.20	30.20	37.09
	2/27/2013	460.48	457.29	434.36	433.21	423.39	26.12	27.27	37.09
	5/29/2013	460.48	457.29	443.93	444.59	423.33	16.55	15.89	37.15
	7/31/2013	460.48	457.29	432.86	432.86	423.33	27.62	27.62	37.15
	10/21/2013	460.48	457.29	430.60	430.62	423.33	29.88	29.86	37.15
	3/5/2014	460.48	457.29	442.09	442.09	423.33	18.39	18.39	37.15
	5/27/2014	460.48	457.29	439.49	439.48	423.33	20.99	21.00	37.15
	8/25/2014	460.48	457.29	435.10	435.14	423.33	25.38	25.34	37.15
10/27/2014	460.48	457.29	436.01	435.97	423.33	24.47	24.51	37.15	
2/25/2015	460.48	457.29	432.09	432.09	423.33	28.39	28.39	37.15	
5/13/2015	460.48	457.29	439.29	439.32	423.33	21.19	21.16	37.15	

Electronic Filing: Received, Clerk's Office 11/14/2017

Table 1. Groundwater Elevations - Midwest Generation, LLC, Powerton Station, Pekin, IL

Well ID	Date	Top of Casing (TOC) Elevation (ft above MSL)	Ground Elevation (ft above MSL)	Groundwater Elevation (ft above MSL)	Sampling Groundwater Elevation (ft above MSL)	Bottom of Well Elevation (ft above MSL)	Depth to Groundwater (ft below TOC)	Sampling Depth to Groundwater (ft below TOC)	Depth to Bottom of Well (ft below TOC)
MW-05	9/19/2011	458.58	455.80	432.77	432.77	423.79	25.81	25.81	34.79
	12/12/2011	458.58	455.80	434.13	434.13	423.79	24.45	24.45	34.79
	3/19/2012	458.58	455.80	435.71	435.72	423.79	22.87	22.86	34.79
	4/4/2012	458.58	455.80	434.93	NM	423.79	23.65	NM	34.79
	6/25/2012	458.58	455.80	433.23	433.21	423.79	25.35	25.37	34.79
	9/18/2012	458.58	455.80	430.99	430.98	423.79	27.59	27.60	34.79
	12/12/2012	458.58	455.80	430.98	430.98	423.79	27.60	27.60	34.79
	2/27/2013	458.58	455.80	434.93	434.01	423.79	23.65	24.57	34.79
	5/29/2013	458.58	455.80	444.11	444.85	423.79	14.47	13.73	34.79
	7/31/2013	458.58	455.80	433.63	433.63	423.79	24.95	24.95	34.79
	10/21/2013	458.58	455.80	431.41	431.43	423.79	27.17	27.15	34.79
	3/5/2014	458.58	455.80	442.36	442.36	423.79	16.22	16.22	34.79
	5/27/2014	458.58	455.80	439.99	439.98	423.79	18.59	18.60	34.79
	8/25/2014	458.58	455.80	436.01	436.02	423.79	22.57	22.56	34.79
10/27/2014	458.58	455.80	436.33	436.31	423.79	22.25	22.27	34.79	
2/25/2015	458.58	455.80	432.97	432.98	423.79	25.61	25.60	34.79	
5/13/2015	458.58	455.80	439.74	439.75	423.79	18.84	18.83	34.79	
MW-06	9/19/2011	464.47	461.22	445.71	445.66	431.87	18.76	18.81	32.60
	12/12/2011	464.47	461.22	446.30	446.30	431.87	18.17	18.17	32.60
	3/19/2012	464.47	461.22	446.17	446.17	431.87	18.30	18.30	32.60
	4/4/2012	464.47	461.22	445.81	NM	431.87	18.66	NM	32.60
	6/25/2012	464.47	461.22	445.99	445.94	431.87	18.48	18.53	32.60
	9/18/2012	464.47	461.22	445.63	445.63	431.87	18.84	18.84	32.60
	12/12/2012	464.47	461.22	447.37	447.37	431.87	17.10	17.10	32.60
	2/27/2013	464.47	461.22	448.45	448.48	431.87	16.02	15.99	32.60
	5/31/2013	464.47	461.22	443.12	443.12	431.87	21.35	21.35	32.60
	7/31/2013	464.47	461.22	449.46	449.44	431.87	15.01	15.03	32.60
	10/23/2013	464.47	461.22	448.12	448.12	431.87	16.35	16.35	32.60
	3/6/2014	464.47	461.22	449.65	449.64	431.87	14.82	14.83	32.60
	5/29/2014	464.47	461.22	447.32	447.33	431.87	17.15	17.14	32.60
	8/27/2014	464.47	461.22	447.00	447.00	431.87	17.47	17.47	32.60
	10/29/2014	464.47	461.22	446.49	446.48	431.87	17.98	17.99	32.60
	2/23/2015	464.47	461.22	447.80	447.82	431.87	16.67	16.65	32.60
5/11/2015	464.47	461.22	447.21	447.19	431.87	17.26	17.28	32.60	
MW-07	9/19/2011	463.23	459.65	433.40	433.40	423.12	29.83	29.83	40.11
	12/12/2011	463.23	459.65	434.64	433.73	423.12	28.59	29.50	40.11
	3/19/2012	463.23	459.65	436.04	435.18	423.12	27.19	28.05	40.11
	4/4/2012	463.23	459.65	435.10	NM	423.12	28.13	NM	40.11
	6/25/2012	463.23	459.65	433.77	433.66	423.12	29.46	29.57	40.11
	9/18/2012	463.23	459.65	431.39	425.61	423.12	31.84	37.62	40.11
	12/12/2012	463.23	459.65	431.38	431.38	423.12	31.85	31.85	40.11
	2/27/2013	463.23	459.65	435.30	433.79	423.12	27.93	29.44	40.11
	5/31/2013	463.23	459.65	443.93	445.24	414.93	19.30	17.99	48.30
	7/31/2013	463.23	459.65	433.88	433.88	414.93	29.35	29.35	48.30
	10/23/2013	463.23	459.65	432.19	431.93	414.93	31.04	31.30	48.30
	3/5/2014	463.23	459.65	442.61	442.41	414.93	20.62	20.82	48.30
	5/29/2014	463.23	459.65	439.81	439.79	414.93	23.42	23.44	48.30
	8/27/2014	463.23	459.65	438.63	438.58	414.93	24.60	24.65	48.30
	10/29/2014	463.23	459.65	435.75	435.64	414.93	27.48	27.59	48.30
2/23/2015	463.23	459.65	433.66	433.66	414.93	29.57	29.57	48.30	
5/11/2015	463.23	459.65	438.83	438.80	414.93	24.40	24.43	48.30	
MW-08	9/19/2011	471.73	468.70	446.76	446.77	438.18	24.97	24.96	33.55
	12/12/2011	471.73	468.70	446.85	446.85	438.18	24.88	24.88	33.55
	3/19/2012	471.73	468.70	447.66	447.66	438.18	24.07	24.07	33.55
	4/4/2012	471.73	468.70	447.27	NM	438.18	24.46	NM	33.55
	6/25/2012	471.73	468.70	447.06	447.06	438.18	24.67	24.67	33.55
	9/18/2012	471.73	468.70	446.70	446.70	438.18	25.03	25.03	33.55
	12/12/2012	471.73	468.70	447.23	447.23	438.18	24.50	24.50	33.55
	2/27/2013	471.73	468.70	448.53	449.98	438.18	23.20	21.75	33.55
	5/30/2013	471.73	468.70	447.82	447.80	438.21	23.91	23.93	33.52
	7/31/2013	471.73	468.70	448.53	448.53	438.21	23.20	23.20	33.52
	10/23/2013	471.73	468.70	447.12	447.12	438.21	24.61	24.61	33.52
	3/3/2014	471.73	468.70	447.89	447.89	438.21	23.84	23.84	33.52
	5/28/2014	471.73	468.70	446.86	446.91	438.21	24.87	24.82	33.52
	8/27/2014	471.73	468.70	446.35	446.35	438.21	25.38	25.38	33.52
	10/28/2014	471.73	468.70	446.16	446.16	438.21	25.57	25.57	33.52
	2/26/2015	471.73	468.70	446.67	446.68	438.21	25.06	25.05	33.52
5/11/2015	471.73	468.70	446.25	446.25	438.21	25.48	25.48	33.52	

Electronic Filing: Received, Clerk's Office 11/14/2017

Table 1. Groundwater Elevations - Midwest Generation, LLC, Powerton Station, Pekin, IL

Well ID	Date	Top of Casing (TOC) Elevation (ft above MSL)	Ground Elevation (ft above MSL)	Groundwater Elevation (ft above MSL)	Sampling Groundwater Elevation (ft above MSL)	Bottom of Well Elevation (ft above MSL)	Depth to Groundwater (ft below TOC)	Sampling Depth to Groundwater (ft below TOC)	Depth to Bottom of Well (ft below TOC)
MW-09	9/19/2011	469.19	466.21	443.64	443.64	434.06	25.55	25.55	35.13
	12/12/2011	469.19	466.21	443.08	443.08	434.06	26.11	26.11	35.13
	3/19/2012	469.19	466.21	443.78	443.78	434.06	25.41	25.41	35.13
	4/4/2012	469.19	466.21	443.49	NM	434.06	25.70	NM	35.13
	6/25/2012	469.19	466.21	442.55	442.52	434.06	26.64	26.67	35.13
	9/18/2012	469.19	466.21	440.29	440.29	434.06	28.90	28.90	35.13
	12/12/2012	469.19	466.21	439.77	439.77	434.06	29.42	29.42	35.13
	2/27/2013	469.19	466.21	441.69	442.40	434.06	27.50	26.79	35.13
	5/30/2013	469.19	466.21	449.35	449.50	434.05	19.84	19.69	35.14
	7/30/2013	469.19	466.21	444.99	444.99	434.05	24.20	24.20	35.14
	10/22/2013	469.19	466.21	441.05	441.04	434.05	28.14	28.15	35.14
	3/3/2014	469.19	466.21	444.36	444.36	434.05	24.83	24.83	35.14
	5/29/2014	469.19	466.21	444.82	444.83	434.05	24.37	24.36	35.14
	8/26/2014	469.19	466.21	443.42	443.43	434.05	25.77	25.76	35.14
10/30/2014	469.19	466.21	444.08	444.09	434.05	25.11	25.10	35.14	
2/24/2015	469.19	466.21	443.11	443.08	434.05	26.08	26.11	35.14	
5/12/2015	469.19	466.21	444.36	444.36	434.05	24.83	24.83	35.14	
MW-10	9/19/2011	457.39	454.09	439.99	439.98	424.89	17.40	17.41	32.50
	12/12/2011	457.39	454.09	440.01	440.01	424.89	17.38	17.38	32.50
	3/19/2012	457.39	454.09	442.03	442.03	424.89	15.36	15.36	32.50
	4/4/2012	457.39	454.09	441.06	NM	424.89	16.33	NM	32.50
	6/25/2012	457.39	454.09	438.39	438.39	424.89	19.00	19.00	32.50
	9/18/2012	457.39	454.09	436.06	436.06	424.89	21.33	21.33	32.50
	12/12/2012	457.39	454.09	435.79	435.79	424.89	21.60	21.60	32.50
	2/27/2013	457.39	454.09	439.50	439.85	424.89	17.89	17.54	32.50
	5/29/2013	457.39	454.09	446.90	447.06	424.89	10.49	10.33	32.50
	7/31/2013	457.39	454.09	441.21	441.21	424.89	16.18	16.18	32.50
	10/23/2013	457.39	454.09	436.73	436.74	424.89	20.66	20.65	32.50
	3/6/2014	457.39	454.09	442.64	442.64	424.89	14.75	14.75	32.50
	5/30/2014	457.39	454.09	442.23	442.23	424.89	15.16	15.16	32.50
	8/28/2014	457.39	454.09	440.07	440.07	424.89	17.32	17.32	32.50
	10/30/2014	457.39	454.09	441.45	441.45	424.89	15.94	15.94	32.50
	2/23/2015	457.39	454.09	440.88	440.88	424.89	16.51	16.51	32.50
5/14/2015	457.39	454.09	442.44	442.44	424.89	14.95	14.95	32.50	
MW-11	9/19/2011	471.59	468.07	440.49	440.49	427.94	31.10	31.10	43.65
	12/12/2011	471.59	468.07	440.51	440.50	427.94	31.08	31.09	43.65
	3/19/2012	471.59	468.07	441.63	441.60	427.94	29.96	29.99	43.65
	4/4/2012	471.59	468.07	441.03	NM	427.94	30.56	NM	43.65
	6/25/2012	471.59	468.07	439.54	439.52	427.94	32.05	32.07	43.65
	9/18/2012	471.59	468.07	437.31	437.31	427.94	34.28	34.28	43.65
	12/12/2012	471.59	468.07	437.09	437.09	427.94	34.50	34.50	43.65
	2/27/2013	471.59	468.07	439.79	440.57	427.94	31.80	31.02	43.65
	5/30/2013	471.59	468.07	447.35	447.79	427.89	24.24	23.80	43.70
	7/30/2013	471.59	468.07	441.49	441.49	427.89	30.10	30.10	43.70
	10/22/2013	471.59	468.07	437.95	437.94	427.89	33.64	33.65	43.70
	3/4/2014	471.59	468.07	443.65	443.66	427.89	27.94	27.93	43.70
	5/29/2014	471.59	468.07	443.02	442.99	427.89	28.57	28.60	43.70
	8/26/2014	471.59	468.07	441.27	441.25	427.89	30.32	30.34	43.70
	10/28/2014	471.59	468.07	441.37	441.38	427.89	30.22	30.21	43.70
2/24/2015	471.59	468.07	440.57	440.55	427.89	31.02	31.04	43.70	
5/12/2015	471.59	468.07	442.91	442.92	427.89	28.68	28.67	43.70	
MW-12	9/19/2011	473.38	470.00	449.88	449.88	440.81	23.50	23.50	32.57
	12/12/2011	473.38	470.00	450.03	450.03	440.81	23.35	23.35	32.57
	3/19/2012	473.38	470.00	451.18	451.18	440.81	22.20	22.20	32.57
	4/4/2012	473.38	470.00	450.83	NM	440.81	22.55	NM	32.57
	6/25/2012	473.38	470.00	450.38	450.35	440.81	23.00	23.03	32.57
	9/18/2012	473.38	470.00	449.95	449.93	440.81	23.43	23.45	32.57
	12/12/2012	473.38	470.00	449.18	449.18	440.81	24.20	24.20	32.57
	2/27/2013	473.38	470.00	451.07	451.43	440.81	22.31	21.95	32.57
	5/30/2013	473.38	470.00	451.84	451.84	440.79	21.54	21.54	32.59
	7/29/2013	473.38	470.00	449.45	449.43	440.79	23.93	23.95	32.59
	10/22/2013	473.38	470.00	447.83	447.22	440.79	25.55	26.16	32.59
	3/4/2014	473.38	470.00	451.45	451.45	440.79	21.93	21.93	32.59
	5/29/2014	473.38	470.00	450.22	450.23	440.79	23.16	23.15	32.59
	8/26/2014	473.38	470.00	449.49	449.48	440.79	23.89	23.90	32.59
	10/28/2014	473.38	470.00	449.21	449.20	440.79	24.17	24.18	32.59
2/24/2015	473.38	470.00	451.43	451.42	440.79	21.95	21.96	32.59	
5/12/2015	473.38	470.00	450.63	450.63	440.79	22.75	22.75	32.59	

Electronic Filing: Received, Clerk's Office 11/14/2017

Table 1. Groundwater Elevations - Midwest Generation, LLC, Powerton Station, Pekin, IL

Well ID	Date	Top of Casing (TOC) Elevation (ft above MSL)	Ground Elevation (ft above MSL)	Groundwater Elevation (ft above MSL)	Sampling Groundwater Elevation (ft above MSL)	Bottom of Well Elevation (ft above MSL)	Depth to Groundwater (ft below TOC)	Sampling Depth to Groundwater (ft below TOC)	Depth to Bottom of Well (ft below TOC)
MW-13	4/25/2011	470.94	467.65	446.06	446.12	427.82	24.88	24.82	43.12
	6/16/2011	470.94	467.65	447.39	447.39	427.82	23.55	23.55	43.12
	8/9/2011	470.94	467.65	437.72	438.55	427.82	33.22	32.39	43.12
	10/13/2011	470.94	467.65	436.84	436.84	427.82	34.10	34.10	43.12
	12/12/2011	470.94	467.65	437.79	437.64	427.82	33.15	33.30	43.12
	4/10/2012	470.94	467.65	437.73	437.29	427.82	33.21	33.65	43.12
	12/14/2012	470.94	467.65	437.40	437.40	427.82	33.54	33.54	43.12
	2/27/2013	470.94	467.65	437.99	438.04	427.82	32.95	32.90	43.12
	5/30/2013	470.94	467.65	445.45	446.45	427.85	25.49	24.49	43.09
	7/30/2013	470.94	467.65	437.59	437.59	427.85	33.35	33.35	43.09
	10/22/2013	470.94	467.65	437.56	437.40	427.85	33.38	33.54	43.09
	3/4/2014	470.94	467.65	443.96	443.51	427.85	26.98	27.43	43.09
	5/28/2014	470.94	467.65	442.19	442.18	427.85	28.75	28.76	43.09
	8/27/2014	470.94	467.65	440.82	440.71	427.85	30.12	30.23	43.09
10/29/2014	470.94	467.65	438.47	438.20	427.85	32.47	32.74	43.09	
2/20/2015	470.94	467.65	437.57	437.30	427.85	33.37	33.64	43.09	
5/13/2015	470.94	467.65	442.61	442.15	427.85	28.33	28.79	43.09	
MW-14	4/25/2011	470.79	467.67	448.13	447.95	437.21	22.66	22.84	33.58
	6/16/2011	470.79	467.67	448.28	448.27	437.21	22.51	22.52	33.58
	8/9/2011	470.79	467.67	448.11	446.76	437.21	22.68	24.03	33.58
	10/13/2011	470.79	467.67	445.28	441.14	437.21	25.51	29.65	33.58
	12/12/2011	470.79	467.67	443.71	440.10	437.21	27.08	30.69	33.58
	4/10/2012	470.79	467.67	446.80	446.74	437.21	23.99	24.05	33.58
	12/14/2012	470.79	467.67	444.89	444.89	437.21	25.90	25.90	33.58
	2/27/2013	470.79	467.67	447.29	447.89	437.21	23.50	22.90	33.58
	5/30/2013	470.79	467.67	448.37	448.33	437.21	22.42	22.46	33.58
	7/30/2013	470.79	467.67	447.59	447.54	437.21	23.20	23.25	33.58
	10/23/2013	470.79	467.67	444.92	444.54	437.21	25.87	26.25	33.58
	3/4/2014	470.79	467.67	446.32	445.94	437.21	24.47	24.85	33.58
	5/28/2014	470.79	467.67	446.55	446.54	439.32	24.24	24.25	31.47
	8/28/2014	470.79	467.67	445.81	445.07	439.32	24.98	25.72	31.47
10/29/2014	470.79	467.67	445.55	444.59	439.32	25.24	26.20	31.47	
2/26/2015	470.79	467.67	441.69	441.26	439.32	29.10	29.53	31.47	
5/13/2015	470.79	467.67	446.82	446.41	439.32	23.97	24.38	31.47	
MW-15	4/25/2011	471.38	468.26	448.29	448.29	439.04	23.09	23.09	32.34
	6/16/2011	471.38	468.26	449.16	448.56	439.04	22.22	22.82	32.34
	8/9/2011	471.38	468.26	447.82	447.82	439.04	23.56	23.56	32.34
	10/13/2011	471.38	468.26	446.73	446.73	439.04	24.65	24.65	32.34
	12/12/2011	471.38	468.26	446.78	446.76	439.04	24.60	24.62	32.34
	4/10/2012	471.38	468.26	447.49	447.56	439.04	23.89	23.82	32.34
	12/14/2012	471.38	468.26	446.71	446.71	439.04	24.67	24.67	32.34
	2/27/2013	471.38	468.26	448.48	449.05	439.04	22.90	22.33	32.34
	5/30/2013	471.38	468.26	449.36	449.29	439.91	22.02	22.09	31.47
	7/30/2013	471.38	468.26	448.70	448.68	439.91	22.68	22.70	31.47
	10/23/2013	471.38	468.26	447.70	447.70	439.91	23.68	23.68	31.47
	3/6/2014	471.38	468.26	447.52	447.53	439.91	23.86	23.85	31.47
	5/28/2014	471.38	468.26	447.14	447.13	439.91	24.24	24.25	31.47
	8/27/2014	471.38	468.26	446.52	446.51	439.91	24.86	24.87	31.47
10/28/2014	471.38	468.26	446.22	446.12	439.91	25.16	25.26	31.47	
2/26/2015	471.38	468.26	446.41	446.35	439.91	24.97	25.03	31.47	
5/14/2015	471.38	468.26	446.70	446.70	439.91	24.68	24.68	31.47	
MW-16	12/12/2012	471.56	468.26	441.16	441.16	434.36	30.40	30.40	37.20
	2/27/2013	471.56	468.26	442.56	441.13	434.36	29.00	30.43	37.20
	5/29/2013	471.56	468.26	449.74	449.74	434.27	21.82	21.82	37.29
	7/29/2013	471.56	468.26	446.17	446.16	434.27	25.39	25.40	37.29
	10/22/2013	471.56	468.26	442.54	442.54	434.27	29.02	29.02	37.29
	3/3/2014	471.56	468.26	444.36	444.36	434.27	27.20	27.20	37.29
	5/30/2014	471.56	468.26	445.54	445.54	434.27	26.02	26.02	37.29
	8/26/2014	471.56	468.26	443.83	443.82	434.27	27.73	27.74	37.29
	10/30/2014	471.56	468.26	444.76	444.76	434.27	26.80	26.80	37.29
2/24/2015	471.56	468.26	443.74	443.74	434.27	27.82	27.82	37.29	
5/12/2015	471.56	468.26	444.54	444.54	434.27	27.02	27.02	37.29	

Electronic Filing: Received, Clerk's Office 11/14/2017

Sample: MW-01		Date		5/29/2013		7/29/2013		10/21/2013		3/6/2014		5/27/2014		8/28/2014		10/29/2014		2/23/2015		5/11/2015	
Parameter	Standards	DL	Result	DL	Result	DL	Result	DL	Result	DL	Result	DL	Result	DL	Result	DL	Result	DL	Result	DL	Result
Antimony	0.006	0.0030	0.0048	0.0030	ND	0.0030	ND	0.0030	ND	0.0030	ND	0.0030	ND	0.0030	ND	0.0030	ND	0.0030	ND	0.0030	ND
Arsenic	0.010	0.0010	ND	0.0010	ND	0.0010	ND	0.0010	ND	0.0010	ND	0.0010	ND	0.0010	ND	0.0010	ND	0.0010	ND	0.0010	ND
Barium	2.0	0.0025	0.078	0.0025	0.081	0.0025	0.070	0.0025	0.064	0.0025	0.041	0.0025	0.046	0.0025	0.049	0.0025	0.037	0.0025	0.038	0.0025	0.038
Beryllium	0.004	0.0010	ND ^	0.0010	ND	0.0010	ND	0.0010	ND	0.0010	ND	0.0010	ND	0.0010	ND	0.0010	ND	0.0010	ND	0.0010	ND
Boron	2.0	0.050	0.47	0.050	0.48	0.050	0.62	0.050	0.53	0.050	0.26	0.050	0.16	0.050	0.075	0.050	0.059	0.050	0.050	0.050	0.087
Cadmium	0.005	0.00050	ND	0.00050	ND	0.00050	ND	0.00050	ND	0.00050	ND	0.00050	ND	0.00050	ND	0.00050	ND	0.00050	ND	0.00050	ND
Chloride	200.0	10	160	10	140	2.0	46	2.0	48	2.0	73	2.0	58	2.0	42	2.0	37	2.0	37	2.0	67
Chromium	0.1	0.0050	ND	0.0050	ND	0.0050	ND	0.0050	ND^	0.0050	ND	0.0050	ND	0.0050	ND	0.0050	ND	0.0050	ND	0.0050	ND
Cobalt	1.0	0.0010	ND	0.0010	ND	0.0010	ND	0.0010	ND	0.0010	ND	0.0010	ND	0.0010	ND	0.0010	ND	0.0010	ND	0.0010	ND
Copper	0.65	0.0020	ND	0.0020	ND	0.0020	ND	0.0020	ND^	0.0020	ND	0.0020	ND ^	0.0020	ND	0.0020	ND	0.0020	ND	0.0020	ND
Cyanide	0.2	0.010	ND	0.010	0.011	0.010	ND	0.010	ND	0.010	ND	0.010	ND	0.010	ND	0.010	ND	0.010	ND	0.010	ND
Fluoride	4.0	0.10	0.12	0.10	0.16	0.10	0.11	0.10	0.10	0.10	0.13	0.10	0.15	0.10	0.18	0.10	0.17	0.10	0.10	0.10	0.23
Iron	5.0	0.10	0.43	0.10	ND	0.10	ND	0.10	ND	0.10	ND	0.10	ND	0.10	ND	0.10	ND	0.10	ND	0.10	ND
Lead	0.0075	0.00050	0.00080	0.00050	ND	0.00050	ND	0.00050	ND	0.00050	ND	0.00050	ND	0.00050	ND	0.00050	ND	0.00050	ND	0.00050	ND
Manganese	0.15	0.0025	0.027	0.0025	ND	0.0025	ND	0.0025	ND	0.0025	ND	0.0025	ND	0.0025	ND	0.0025	0.0043	0.0025	0.0025	0.0025	ND
Mercury	0.002	0.00020	ND	0.00020	ND	0.00020	ND	0.00020	ND	0.00020	ND	0.00020	ND	0.00020	ND	0.00020	ND	0.00020	ND	0.00020	ND
Nickel	0.1	0.0020	ND	0.0020	ND	0.0020	ND	0.0020	ND	0.0020	ND	0.0020	ND	0.0020	ND	0.0020	ND	0.0020	ND	0.0020	ND
Nitrogen/Nitrate	10.0	0.10	0.23	0.10	0.42	0.10	4.5	0.10	4.7	0.10	2.2	0.10	1.5	0.10	4.4	0.10	4.1	0.10	4.1	0.10	2.6
Nitrogen/Nitrate, Nitrite	NA	0.10	0.23	0.10	0.42	0.50	4.5	0.50	4.7	0.50	2.2	0.10	1.5	0.50	4.4	0.50	4.1	0.20	4.1	0.20	2.6
Nitrogen/Nitrite	NA	0.020	ND	0.020	ND	0.020	ND	0.020	ND	0.020	ND	0.020	ND	0.020	ND	0.020	ND	0.020	ND	0.020	ND
Perchlorate	0.0049	0.0040	ND	0.0040	ND	0.0040	ND	0.0040	ND	0.0040	ND	0.0040	ND	0.0040	ND	0.0040	ND	0.0040	ND	0.0040	ND
Selenium	0.05	0.0025	ND	0.0025	ND	0.0025	0.0042	0.0025	0.0040	0.0025	ND	0.0025	ND	0.0025	ND	0.0025	ND	0.0025	ND	0.0025	ND
Silver	0.05	0.00050	ND	0.00050	ND	0.00050	ND	0.00050	ND	0.00050	ND	0.00050	ND	0.00050	ND	0.00050	ND	0.00050	ND	0.00050	ND
Sulfate	400.0	100	330	50	270	20	85	20	99	20	51	10	36	20	54	10	43	10	43	10	50
Thallium	0.002	0.0020	ND	0.0020	ND	0.0020	ND	0.0020	ND	0.0020	ND	0.0020	ND	0.0020	ND	0.0020	ND	0.0020	ND	0.0020	ND
Total Dissolved Solids	1,200	10	840	10	870	10	660	10	590	10	440	10	350	10	410	10	470	10	470	10	450
Vanadium	0.049	0.0050	ND	0.0050	ND	0.0050	ND	0.0050	ND	0.0050	ND	0.0050	ND	0.0050	ND	0.0050	ND	0.0050	ND	0.0050	ND
Zinc	5.0	0.020	ND	0.020	ND	0.020	ND	0.020	ND	0.020	ND	0.020	ND	0.020	ND	0.020	ND	0.020	ND	0.020	ND
Benzene	0.005	0.00050	ND	0.00050	ND	0.00050	ND	0.00050	ND	0.00050	ND	0.00050	ND	0.00050	ND	0.00050	ND	0.00050	ND	0.00050	ND
BETX	11.705	0.0025	ND	0.0025	ND	0.0025	ND	0.0025	ND	0.0025	ND	0.0025	ND	0.0025	ND	0.0025	ND	0.0025	ND	0.0025	ND
pH	6.5 - 9.0	NA	7.00	NA	6.75	NA	7.12	NA	7.65	NA	7.15	NA	7.25	NA	7.25	NA	6.93	NA	6.93	NA	7.39
Temperature	NA	NA	10.71	NA	15.64	NA	15.06	NA	9.08	NA	18.25 *	NA	21.57	NA	17.15	NA	1.92	NA	1.92	NA	14.01
Conductivity	NA	NA	0.94	NA	1.06	NA	0.88	NA	0.55	NA	0.73	NA	0.71	NA	0.92	NA	0.44	NA	0.44	NA	0.65
Dissolved Oxygen	NA	NA	3.10	NA	2.03	NA	1.33	NA	3.25	NA	5.05	NA	0.94	NA	1.63	NA	9.99	NA	9.99	NA	4.82
ORP	NA	NA	30.4	NA	58.8	NA	-127	NA	-37.2	NA	-14.1	NA	21.5	NA	-3.6	NA	150.7	NA	150.7	NA	53.6

Notes: Standards obtained from IAC, Title 35, Chapter I, Part 620, Subpart D, Section 620.410 - Groundwater Quality Standards for Class I: Potable Resource Groundwater
All values are in mg/L (ppm) unless otherwise noted.

DL - Detection limit
NA - Not Applicable
ND - Not Detected
NM - Not Measured

NR - Not Required
NS - Not Sampled
^ - Denotes instrument related QC exceeds the control limits
* - Median Value

Temperature °C degrees Celsius
Conductivity ms/cm² millisiemens/centimeters
Dissolved Oxygen mg/L milligrams/liter
Oxygen Reduction Potential (ORP) mV millivolts

Electronic Filing: Received, Clerk's Office 11/14/2017

Sample: MW-02		Date		5/29/2013		7/29/2013		10/21/2013		3/5/2014		5/27/2014		8/25/2014		10/27/2014		2/25/2015		5/13/2015	
Parameter	Standards	DL	Result	DL	Result	DL	Result	DL	Result	DL	Result	DL	Result	DL	Result	DL	Result	DL	Result	DL	Result
Antimony	0.006	0.0030	0.015	0.0030	ND	0.0030	ND	0.0030	ND	0.0030	ND	0.0030	ND	0.0030	ND	0.0030	ND	0.0030	ND	0.0030	ND
Arsenic	0.010	0.0010	0.0010	0.0010	ND	0.0010	ND	0.0010	ND	0.0010	ND	0.0010	ND	0.0010	ND	0.0010	0.0015	0.0010	0.0016	0.0010	0.0016
Barium	2.0	0.0025	0.053	0.0025	0.078	0.0025	0.088	0.0025	0.046	0.0025	0.069	0.0025	0.071	0.0025	0.067	0.0025	0.051	0.0025	0.055	0.0025	0.055
Beryllium	0.004	0.0010	ND ^	0.0010	ND	0.0010	ND	0.0010	ND	0.0010	ND	0.0010	ND	0.0010	ND	0.0010	ND	0.0010	ND	0.0010	ND
Boron	2.0	0.050	0.21	0.050	1.4	0.050	2.7	0.050	0.28	0.050	0.38	0.050	1.1	0.050	0.078	0.050	0.082	0.050	0.11	0.050	0.11
Cadmium	0.005	0.00050	ND	0.00050	ND	0.00050	ND	0.00050	ND	0.00050	ND	0.00050	ND	0.00050	ND	0.00050	ND	0.00050	ND	0.00050	ND
Chloride	200.0	2.0	53	2.0	48	10	90	10	88	10	91	2.0	58 ^	2.0	44	2.0	54	10	92	10	92
Chromium	0.1	0.0050	ND	0.0050	ND	0.0050	ND	0.0050	ND^	0.0050	ND	0.0050	ND	0.0050	ND	0.0050	ND	0.0050	ND	0.0050	ND
Cobalt	1.0	0.0010	ND	0.0010	ND	0.0010	ND	0.0010	ND	0.0010	ND	0.0010	ND	0.0010	ND	0.0010	ND	0.0010	ND	0.0010	ND
Copper	0.65	0.0020	0.0021	0.0020	ND	0.0020	ND	0.0020	ND^	0.0020	ND	0.0020	ND	0.0020	ND	0.0020	ND	0.0020	ND	0.0020	ND
Cyanide	0.2	0.010	ND	0.010	ND	0.010	ND	0.010	ND	0.010	ND	0.010	0.024	0.010	ND	0.010	ND	0.010	ND	0.010	ND
Fluoride	4.0	0.10	0.32	0.10	0.19	0.10	0.17	0.10	0.19	0.10	0.18	0.10	0.19	0.10	0.22	0.10	0.17	0.10	0.22	0.10	0.22
Iron	5.0	0.10	ND	0.10	ND	0.10	ND	0.10	ND	0.10	ND	0.10	ND	0.10	ND	0.10	ND	0.10	ND	0.10	ND
Lead	0.0075	0.00050	ND	0.00050	ND	0.00050	ND	0.00050	ND	0.00050	ND	0.00050	ND	0.00050	0.0013	0.00050	ND	0.00050	ND	0.00050	ND
Manganese	0.15	0.0025	ND	0.0025	0.0060	0.0025	0.0060	0.0025	ND	0.0025	ND	0.0025	ND	0.0025	ND	0.0025	ND	0.0025	ND	0.0025	ND
Mercury	0.002	0.00020	ND	0.00020	ND	0.00020	ND	0.00020	ND	0.00020	ND	0.00020	ND	0.00020	ND	0.00020	ND	0.00020	ND	0.00020	ND
Nickel	0.1	0.0020	ND	0.0020	ND	0.0020	ND	0.0020	ND	0.0020	ND	0.0020	ND	0.0020	ND	0.0020	ND	0.0020	ND	0.0020	ND
Nitrogen/Nitrate	10.0	0.10	0.44	0.10	0.59	0.10	1.1	0.10	2.4	0.10	4.0	0.10	0.28	0.10	4.3	0.10	5.9	0.10	1.2	0.10	1.2
Nitrogen/Nitrate, Nitrite	NA	0.10	0.48	0.10	0.59	0.10	1.1	0.50	2.4	0.50	4.0	0.10	0.28	0.50	4.3	0.50	5.9	0.10	1.2	0.10	1.2
Nitrogen/Nitrite	NA	0.020	0.041	0.020	ND	0.020	ND	0.020	ND	0.020	ND	0.020	ND	0.020	ND	0.020	ND	0.020	ND	0.020	ND
Perchlorate	0.0049	0.0040	ND	0.0040	ND	0.0040	ND	0.0040	ND	0.0040	ND	0.0040	ND	0.0040	ND	0.0040	ND	0.0040	ND	0.0040	ND
Selenium	0.05	0.0025	ND	0.0025	ND	0.0025	ND	0.0025	ND	0.0025	ND	0.0025	ND	0.0025	ND	0.0025	ND	0.0025	ND	0.0025	ND
Silver	0.05	0.00050	ND	0.00050	ND	0.00050	ND	0.00050	ND	0.00050	ND	0.00050	ND	0.00050	ND	0.00050	ND	0.00050	ND	0.00050	ND
Sulfate	400.0	20	96	25	140	50	190	10	53	20	63	20	76	20	49	10	57	10	41	10	41
Thallium	0.002	0.0020	ND	0.0020	ND	0.0020	ND	0.0020	ND	0.0020	ND	0.0020	ND	0.0020	ND	0.0020	ND	0.0020	ND	0.0020	ND
Total Dissolved Solids	1,200	10	340	10	560	10	770	10	430	10	440	10	460	10	440	10	510	10	490	10	490
Vanadium	0.049	0.0050	ND	0.0050	ND	0.0050	ND	0.0050	ND	0.0050	ND	0.0050	ND	0.0050	ND	0.0050	ND	0.0050	ND	0.0050	ND
Zinc	5.0	0.020	ND	0.020	ND	0.020	ND	0.020	ND	0.020	ND	0.020	ND	0.020	ND	0.020	ND	0.020	ND	0.020	ND
Benzene	0.005	0.00050	ND	0.00050	ND	0.00050	ND	0.00050	ND	0.00050	ND	0.00050	ND	0.00050	ND	0.00050	ND	0.00050	ND	0.00050	ND
BETX	11.705	0.0025	ND	0.0025	ND	0.0025	ND	0.0025	ND	0.0025	ND	0.0025	ND	0.0025	ND	0.0025	ND	0.0025	ND	0.0025	ND
pH	6.5 - 9.0	NA	7.39	NA	7.03	NA	7.20	NA	8.21	NA	7.19	NA	7.01	NA	7.37	NA	8.13	NA	7.86	NA	7.86
Temperature	NA	NA	20.87	NA	17.02	NA	12.34	NA	6.67	NA	15.72 *	NA	20.87	NA	17.43	NA	2.61	NA	12.12	NA	12.12
Conductivity	NA	NA	0.56	NA	0.74	NA	0.80	NA	0.40	NA	0.69	NA	0.76	NA	0.78	NA	0.49	NA	0.66	NA	0.66
Dissolved Oxygen	NA	NA	0.65	NA	0.47	NA	0.32	NA	7.92	NA	0.55	NA	0.46	NA	2.96	NA	11.55	NA	1.99	NA	1.99
ORP	NA	NA	-34.5	NA	33.9	NA	-180.3	NA	-53	NA	72.5	NA	35.9	NA	60.1	NA	113.1	NA	87.3	NA	87.3

Notes: Standards obtained from IAC, Title 35, Chapter I, Part 620, Subpart D, Section 620.410 - Groundwater Quality Standards for Class I: Potable Resource Groundwater
All values are in mg/L (ppm) unless otherwise noted.

DL - Detection limit
NA - Not Applicable
ND - Not Detected
NM - Not Measured

NR - Not Required
NS - Not Sampled
^ - Denotes instrument related QC exceeds the control limits
* - Median Value

Temperature °C degrees Celsius
Conductivity ms/cm² millisiemens/centimeters
Dissolved Oxygen mg/L milligrams/liter
Oxygen Reduction Potential (ORP) mV millivolts

Electronic Filing: Received, Clerk's Office 11/14/2017

Sample: MW-03		Date		5/29/2013		7/31/2013		10/21/2013		3/5/2014		5/27/2014		8/25/2014		10/27/2014		2/25/2015		5/13/2015	
Parameter	Standards	DL	Result	DL	Result	DL	Result	DL	Result	DL	Result	DL	Result	DL	Result	DL	Result	DL	Result	DL	Result
Antimony	0.006	0.0030	0.0057	0.0030	ND	0.0030	ND	0.0030	ND	0.0030	ND	0.0030	ND	0.0030	ND	0.0030	ND	0.0030	ND	0.0030	ND
Arsenic	0.010	0.0010	0.0012	0.0010	0.0013	0.0010	0.0011	0.0010	ND	0.0010	ND	0.0010	ND	0.0010	ND	0.0010	ND	0.0010	ND	0.0010	0.0010
Barium	2.0	0.0025	0.061	0.0025	0.064	0.0025	0.099	0.0025	0.056	0.0025	0.052	0.0025	0.070	0.0025	0.063	0.0025	0.048	0.0025	0.045	0.0025	0.045
Beryllium	0.004	0.0010	ND ^	0.0010	ND	0.0010	ND	0.0010	ND	0.0010	ND	0.0010	ND	0.0010	ND	0.0010	ND	0.0010	ND	0.0010	ND
Boron	2.0	0.050	0.21	0.050	0.47	0.050	0.46	0.050	0.14	0.050	0.15	0.050	0.37	0.050	0.14	0.050	0.32	0.050	0.086	0.050	0.086
Cadmium	0.005	0.00050	ND	0.00050	ND	0.00050	ND	0.00050	ND	0.00050	ND	0.00050	ND	0.00050	ND	0.00050	ND	0.00050	ND	0.00050	ND
Chloride	200.0	2.0	55	2.0	60	2.0	57	10	120	10	100	10	79	2.0	47	2.0	47	2.0	47	2.0	48
Chromium	0.1	0.0050	ND	0.0050	ND	0.0050	ND	0.0050	ND^	0.0050	ND	0.0050	ND	0.0050	ND	0.0050	ND	0.0050	ND	0.0050	ND
Cobalt	1.0	0.0010	ND	0.0010	ND	0.0010	ND	0.0010	ND	0.0010	ND	0.0010	ND	0.0010	ND	0.0010	ND	0.0010	ND	0.0010	ND
Copper	0.65	0.0020	ND	0.0020	ND	0.0020	ND	0.0020	ND^	0.0020	0.0057	0.0020	ND	0.0020	ND	0.0020	ND	0.0020	ND	0.0020	ND
Cyanide	0.2	0.010	ND	0.010	ND	0.010	ND	0.010	ND	0.010	ND	0.010	0.011	0.010	ND	0.010	ND	0.010	ND	0.010	ND
Fluoride	4.0	0.10	0.31	0.10	0.28	0.10	0.26	0.10	0.24	0.10	0.23	0.10	0.25	0.10	0.25	0.10	0.23	0.10	0.22	0.10	0.22
Iron	5.0	0.10	ND	0.10	ND	0.10	ND	0.10	ND	0.10	ND	0.10	ND	0.10	ND	0.10	ND	0.10	ND	0.10	ND
Lead	0.0075	0.00050	ND	0.00050	ND	0.00050	ND	0.00050	ND	0.00050	0.00097	0.00050	ND	0.00050	ND	0.00050	ND	0.00050	ND	0.00050	ND
Manganese	0.15	0.0025	ND	0.0025	ND	0.0025	0.0039	0.0025	ND	0.0025	ND	0.0025	ND	0.0025	ND	0.0025	ND	0.0025	ND	0.0025	ND
Mercury	0.002	0.00020	ND	0.00020	ND	0.00020	ND	0.00020	ND	0.00020	ND	0.00020	ND	0.00020	ND	0.00020	ND	0.00020	ND	0.00020	ND
Nickel	0.1	0.0020	ND	0.0020	ND	0.0020	ND	0.0020	ND	0.0020	0.0036	0.0020	ND	0.0020	ND	0.0020	ND	0.0020	ND	0.0020	ND
Nitrogen/Nitrate	10.0	0.10	0.15	0.10	ND	0.10	ND	0.10	2.6	0.10	5.3	0.10	ND	0.10	2.4	0.10	2.0	0.10	2.7	0.10	2.7
Nitrogen/Nitrate, Nitrite	NA	0.10	0.15	0.10	ND	0.10	ND	0.50	2.6	0.50	5.3	0.10	ND	0.50	2.4	0.10	2.0	0.20	2.7	0.20	2.7
Nitrogen/Nitrite	NA	0.020	ND	0.020	ND	0.020	ND	0.020	ND	0.020	ND	0.020	ND	0.020	ND	0.020	ND	0.020	ND	0.020	ND
Perchlorate	0.0049	0.0040	ND	0.0040	ND	0.0040	ND	0.0040	ND	0.0040	ND	0.0040	ND	0.0040	ND	0.0040	ND	0.0040	ND	0.0040	ND
Selenium	0.05	0.0025	ND	0.0025	ND	0.0025	ND	0.0025	ND	0.0025	ND	0.0025	ND	0.0025	ND	0.0025	ND	0.0025	ND	0.0025	0.0046
Silver	0.05	0.00050	ND	0.00050	ND	0.00050	ND	0.00050	ND	0.00050	ND	0.00050	ND	0.00050	ND	0.00050	ND	0.00050	ND	0.00050	ND
Sulfate	400.0	20	82	20	99	20	96	20	65	20	65	25	100	10	40	10	46	10	39	10	39
Thallium	0.002	0.0020	ND	0.0020	ND	0.0020	ND	0.0020	ND	0.0020	ND	0.0020	ND	0.0020	ND	0.0020	ND	0.0020	ND	0.0020	ND
Total Dissolved Solids	1,200	10	310	10	460	10	430	10	490	10	440	10	490	10	440	10	400	10	380	10	380
Vanadium	0.049	0.0050	ND	0.0050	ND	0.0050	ND	0.0050	ND	0.0050	ND	0.0050	ND	0.0050	ND	0.0050	ND	0.0050	ND	0.0050	ND
Zinc	5.0	0.020	ND	0.020	ND	0.020	ND	0.020	ND	0.020	0.14	0.020	ND	0.020	ND	0.020	ND	0.020	ND	0.020	ND
Benzene	0.005	0.00050	ND	0.00050	ND	0.00050	ND	0.00050	ND	0.00050	ND	0.00050	ND	0.00050	ND	0.00050	ND	0.00050	ND	0.00050	ND
BETX	11.705	0.0025	ND	0.0025	ND	0.0025	ND	0.0025	ND	0.0025	ND	0.0025	ND	0.0025	0.0012	0.0025	ND	0.0025	ND	0.0025	ND
pH	6.5 - 9.0	NA	7.31	NA	7.22	NA	7.25	NA	8.34	NA	7.27	NA	6.97	NA	7.43	NA	7.75	NA	7.63	NA	7.63
Temperature	NA	NA	21.93	NA	24.89	NA	20.22	NA	7.08	NA	16.70	NA	19.57	NA	19.36	NA	8.51	NA	10.39	NA	10.39
Conductivity	NA	NA	0.56	NA	0.76	NA	0.70	NA	0.43	NA	0.66	NA	0.83	NA	0.79	NA	0.49	NA	0.53	NA	0.53
Dissolved Oxygen	NA	NA	0.40	NA	0.24	NA	0.35	NA	5.08	NA	4.83	NA	0.48	NA	2.33	NA	3.65	NA	6.34	NA	6.34
ORP	NA	NA	-101.8	NA	-44.7	NA	-160.1	NA	-60.3	NA	117.3	NA	45.0	NA	52.0	NA	102.3	NA	107.9	NA	107.9

Notes: Standards obtained from IAC, Title 35, Chapter I, Part 620, Subpart D, Section 620.410 - Groundwater Quality Standards for Class I: Potable Resource Groundwater
All values are in mg/L (ppm) unless otherwise noted.

DL - Detection limit
NA - Not Applicable
ND - Not Detected
NM - Not Measured

NR - Not Required
NS - Not Sampled
^ - Denotes instrument related QC exceeds the control limits
* - Median Value

Temperature °C degrees Celsius
Conductivity ms/cm² millisiemens/centimeters
Dissolved Oxygen mg/L milligrams/liter
Oxygen Reduction Potential (ORP) mV millivolts

Electronic Filing: Received, Clerk's Office 11/14/2017

Sample: MW-04		Date		5/29/2013		7/31/2013		10/21/2013		3/5/2014		5/27/2014		8/25/2014		10/27/2014		2/25/2015		5/13/2015	
Parameter	Standards	DL	Result	DL	Result	DL	Result	DL	Result	DL	Result	DL	Result	DL	Result	DL	Result	DL	Result	DL	Result
Antimony	0.006	0.0030	ND	0.0030	ND	0.0030	ND	0.0030	ND	0.0030	ND	0.0030	ND	0.0030	ND	0.0030	ND	0.0030	ND	0.0030	ND
Arsenic	0.010	0.0010	ND	0.0010	ND	0.0010	ND	0.0010	ND	0.0010	ND	0.0010	ND	0.0010	ND	0.0010	ND	0.0010	ND	0.0010	ND
Barium	2.0	0.0025	0.030	0.0025	0.048	0.0025	0.062	0.0025	0.039	0.0025	0.054	0.0025	0.055	0.0025	0.070	0.0025	0.025	0.0025	0.025	0.0025	0.025
Beryllium	0.004	0.0010	ND ^	0.0010	ND	0.0010	ND	0.0010	ND	0.0010	ND	0.0010	ND	0.0010	ND	0.0010	ND	0.0010	ND	0.0010	ND
Boron	2.0	0.050	0.23	0.050	0.67	0.050	0.81	0.050	0.81	0.050	0.94	0.050	1.0	0.050	0.77	0.050	0.94	0.050	0.94	0.050	0.80
Cadmium	0.005	0.00050	ND	0.00050	ND	0.00050	ND	0.00050	ND	0.00050	ND	0.00050	ND	0.00050	ND	0.00050	ND	0.00050	ND	0.00050	ND
Chloride	200.0	2.0	54	2.0	70	10	150	10	130	10	92	10	95	10	96	10	74	2.0	65	2.0	65
Chromium	0.1	0.0050	ND	0.0050	ND	0.0050	ND	0.0050	ND^	0.0050	ND	0.0050	ND	0.0050	ND	0.0050	ND	0.0050	ND	0.0050	ND
Cobalt	1.0	0.0010	ND	0.0010	ND	0.0010	ND	0.0010	ND	0.0010	ND	0.0010	ND	0.0010	ND	0.0010	ND	0.0010	ND	0.0010	ND
Copper	0.65	0.0020	ND	0.0020	0.0024	0.0020	0.0025	0.0020	ND^	0.0020	ND	0.0020	0.0021	0.0020	ND	0.0020	ND	0.0020	ND	0.0020	ND
Cyanide	0.2	0.010	ND	0.010	ND	0.010	ND	0.010	ND	0.010	ND	0.010	ND	0.010	ND	0.010	ND	0.010	ND	0.010	ND
Fluoride	4.0	0.10	0.39	0.10	0.31	0.10	0.21	0.10	0.29	0.10	0.23	0.10	0.25	0.10	0.21	0.10	0.32	0.10	0.32	0.10	0.26
Iron	5.0	0.10	ND	0.10	ND	0.10	ND	0.10	ND	0.10	ND	0.10	ND	0.10	ND	0.10	ND	0.10	ND	0.10	ND
Lead	0.0075	0.00050	ND	0.00050	ND	0.00050	ND	0.00050	ND	0.00050	ND	0.00050	ND	0.00050	ND	0.00050	ND	0.00050	ND	0.00050	ND
Manganese	0.15	0.0025	ND	0.0025	0.13	0.0025	0.27	0.0025	0.026	0.0025	0.029	0.0025	0.24	0.0025	0.075	0.0025	0.018	0.0025	0.018	0.0025	ND
Mercury	0.002	0.00020	ND	0.00020	ND	0.00020	ND	0.00020	ND	0.00020	ND	0.00020	ND	0.00020	ND	0.00020	ND	0.00020	ND	0.00020	ND
Nickel	0.1	0.0020	ND	0.0020	0.0023	0.0020	0.0039	0.0020	ND	0.0020	ND	0.0020	0.0024	0.0020	0.0020	0.0020	ND	0.0020	ND	0.0020	ND
Nitrogen/Nitrate	10.0	0.10	ND	0.10	ND	0.10	0.50	0.10	ND	0.10	ND	0.10	ND	0.10	0.14	0.10	0.30	0.10	0.30	0.10	ND
Nitrogen/Nitrate, Nitrite	NA	0.10	ND	0.10	ND	0.10	0.50	0.10	ND	0.10	ND	0.10	ND	0.10	0.14	0.10	0.30	0.10	0.30	0.10	ND
Nitrogen/Nitrite	NA	0.020	ND	0.020	ND	0.020	ND	0.020	ND	0.020	ND	0.020	ND	0.020	ND	0.020	ND	0.020	ND	0.020	ND
Perchlorate	0.0049	0.0040	ND	0.0040	ND	0.0040	ND	0.0040	ND	0.0040	ND	0.0040	ND	0.0040	ND	0.0040	ND	0.0040	ND	0.0040	ND
Selenium	0.05	0.0025	ND	0.0025	ND	0.0025	ND	0.0025	ND	0.0025	ND	0.0025	ND	0.0025	ND	0.0025	ND	0.0025	ND	0.0025	ND
Silver	0.05	0.00050	ND	0.00050	ND	0.00050	ND	0.00050	ND	0.00050	ND	0.00050	ND	0.00050	ND	0.00050	ND	0.00050	ND	0.00050	ND
Sulfate	400.0	20	92	50	190	100	260	50	200	100	320	50	260	100	390	25	100	20	120	20	120
Thallium	0.002	0.0020	ND	0.0020	ND	0.0020	ND	0.0020	ND	0.0020	ND	0.0020	ND	0.0020	ND	0.0020	ND	0.0020	ND	0.0020	ND
Total Dissolved Solids	1,200	10	350	10	670	10	980	10	780	10	980	10	880	10	1100	10	580	10	540	10	540
Vanadium	0.049	0.0050	ND	0.0050	ND	0.0050	ND	0.0050	ND	0.0050	ND	0.0050	ND	0.0050	ND	0.0050	ND	0.0050	ND	0.0050	ND
Zinc	5.0	0.020	ND	0.020	ND	0.020	ND	0.020	ND	0.020	ND	0.020	ND	0.020	ND	0.020	ND	0.020	ND	0.020	ND
Benzene	0.005	0.00050	ND	0.00050	ND	0.00050	ND	0.00050	ND	0.00050	ND	0.00050	ND	0.00050	ND	0.00050	ND	0.00050	ND	0.00050	ND
BETX	11.705	0.0025	ND	0.0025	ND	0.0025	ND	0.0025	ND	0.0025	ND	0.0025	ND	0.0025	ND	0.0025	ND	0.0025	ND	0.0025	ND
pH	6.5 - 9.0	NA	7.30	NA	7.02	NA	7.00	NA	8.00	NA	7.04	NA	7.06	NA	7.20	NA	7.63	NA	7.30	NA	7.30
Temperature	NA	NA	21.84	NA	26.31	NA	16.83	NA	11.96	NA	17.48 *	NA	24.18	NA	20.48	NA	8.95	NA	13.52	NA	13.52
Conductivity	NA	NA	0.58	NA	1.08	NA	1.15	NA	0.81	NA	1.20	NA	1.36	NA	1.62	NA	0.72	NA	0.73	NA	0.73
Dissolved Oxygen	NA	NA	0.47	NA	0.24	NA	0.53	NA	1.63	NA	2.01	NA	1.23	NA	0.83	NA	1.97	NA	3.05	NA	3.05
ORP	NA	NA	-90.1	NA	4.1	NA	-169.7	NA	-57.0	NA	13.7	NA	53.5	NA	22.9	NA	22.5	NA	72.4	NA	72.4

Notes: Standards obtained from IAC, Title 35, Chapter I, Part 620, Subpart D, Section 620.410 - Groundwater Quality Standards for Class I Potable Resource Groundwater
All values are in mg/L (ppm) unless otherwise noted.

DL - Detection limit
NA - Not Applicable
ND - Not Detected
NM - Not Measured

NR - Not Required
NS - Not Sampled
^ - Denotes instrument related QC exceeds the control limits
* - Median Value

Temperature °C degrees Celsius
Conductivity ms/cm² millisiemens/centimeters
Dissolved Oxygen mg/L milligrams/liter
Oxygen Reduction Potential (ORP) mV millivolts

Electronic Filing: Received, Clerk's Office 11/14/2017

Sample: MW-05		Date		5/29/2013		7/31/2013		10/21/2013		3/5/2014		5/27/2014		8/25/2014		10/27/2014		2/25/2015		5/13/2015	
Parameter	Standards	DL	Result	DL	Result	DL	Result	DL	Result	DL	Result	DL	Result	DL	Result	DL	Result	DL	Result	DL	Result
Antimony	0.006	0.0030	ND	0.0030	ND	0.0030	ND	0.0030	ND	0.0030	ND	0.0030	ND	0.0030	ND	0.0030	ND	0.0030	ND	0.0030	ND
Arsenic	0.010	0.0010	ND	0.0010	ND	0.0010	ND	0.0010	ND	0.0010	ND	0.0010	ND	0.0010	ND	0.0010	ND	0.0010	ND	0.0010	ND
Barium	2.0	0.0025	0.089	0.0025	0.092	0.0025	0.088	0.0025	0.059	0.0025	0.052	0.0025	0.069	0.0025	ND	0.0025	0.041	0.0025	0.055	0.0025	0.055
Beryllium	0.004	0.0010	ND ^	0.0010	ND	0.0010	ND	0.0010	ND	0.0010	ND	0.0010	ND	0.0010	ND	0.0010	ND	0.0010	ND	0.0010	ND
Boron	2.0	0.050	0.70	0.050	0.64	0.050	0.83	0.050	0.70	0.050	0.76	0.050	0.71	0.050	ND	0.050	1.1	0.050	0.72	0.050	0.72
Cadmium	0.005	0.00050	ND	0.00050	ND	0.00050	ND	0.00050	ND	0.00050	ND	0.00050	ND	0.00050	ND	0.00050	ND	0.00050	ND	0.00050	ND
Chloride	200.0	10	92	10	150	10	170	10	120	10	80	10	140	10	120	10	79	10	120	10	120
Chromium	0.1	0.0050	ND	0.0050	ND	0.0050	ND	0.0050	ND^	0.0050	ND	0.0050	ND	0.0050	ND	0.0050	ND	0.0050	ND	0.0050	ND
Cobalt	1.0	0.0010	0.0022	0.0010	0.0015	0.0010	0.0015	0.0010	ND	0.0010	ND	0.0010	ND	0.0010	ND	0.0010	ND	0.0010	ND	0.0010	ND
Copper	0.65	0.0020	ND	0.0020	ND	0.0020	0.0027	0.0020	ND^	0.0020	ND	0.0020	0.0023	0.0020	ND	0.0020	ND	0.0020	ND	0.0020	ND
Cyanide	0.2	0.010	ND	0.010	ND	0.010	ND	0.010	ND	0.010	ND	0.010	ND	0.010	ND	0.010	ND	0.010	ND	0.010	ND
Fluoride	4.0	0.10	0.23	0.10	0.24	0.10	0.24	0.10	0.35	0.10	0.29	0.10	0.32	0.10	0.28	0.10	0.38	0.10	0.37	0.10	0.37
Iron	5.0	0.10	0.20	0.10	ND	0.10	ND	0.10	ND	0.10	ND	0.10	ND	0.10	ND	0.10	ND	0.10	ND	0.10	ND
Lead	0.0075	0.00050	ND	0.00050	ND	0.00050	ND	0.00050	ND	0.00050	ND	0.00050	ND	0.00050	ND	0.00050	ND	0.00050	ND	0.00050	ND
Manganese	0.15	0.0025	0.67	0.0025	0.29	0.0025	0.62	0.0025	0.077	0.0025	0.043	0.0025	0.016	0.0025	ND	0.0025	0.058	0.0025	0.0078	0.0025	0.0078
Mercury	0.002	0.00020	ND	0.00020	ND	0.00020	ND	0.00020	ND	0.00020	ND	0.00020	ND	0.00020	ND	0.00020	ND	0.00020	ND	0.00020	ND
Nickel	0.1	0.0020	0.0055	0.0020	0.0059	0.0020	0.0068	0.0020	0.0038	0.0020	0.0036	0.0020	0.0041	0.0020	ND	0.0020	0.0025	0.0020	0.0023	0.0020	0.0023
Nitrogen/Nitrate	10.0	0.10	ND	0.10	ND	0.10	0.34	0.10	0.74	0.10	2.2	0.10	0.11	0.10	0.20	0.10	0.74	0.10	ND	0.10	ND
Nitrogen/Nitrate, Nitrite	NA	0.10	ND	0.10	ND	0.10	0.34	0.10	0.77	0.50	2.2	0.10	0.11	0.10	0.20	0.10	0.74	0.10	ND	0.10	ND
Nitrogen/Nitrite	NA	0.020	ND	0.020	ND	0.020	ND	0.020	0.033	0.020	0.026	0.020	ND	0.020	ND	0.020	ND	0.020	ND	0.020	ND
Perchlorate	0.0049	0.0040	ND	0.0040	ND	0.0040	ND	0.0040	ND	0.0040	ND	0.0040	ND	0.0040	ND	0.0040	ND	0.0040	ND	0.0040	ND
Selenium	0.05	0.0025	ND	0.0025	ND	0.0025	ND	0.0025	ND	0.0025	ND	0.0025	0.0028	0.0025	ND	0.0025	ND	0.0025	ND	0.0025	ND
Silver	0.05	0.00050	ND	0.00050	ND	0.00050	ND	0.00050	ND	0.00050	ND	0.00050	ND	0.00050	ND	0.00050	ND	0.00050	ND	0.00050	ND
Sulfate	400.0	100	310	100	290	100	260	50	180	50	150	50	200	50	310	20	110	50	150	50	150
Thallium	0.002	0.0020	ND	0.0020	ND	0.0020	ND	0.0020	ND	0.0020	ND	0.0020	ND	0.0020	ND	0.0020	ND	0.0020	ND	0.0020	ND
Total Dissolved Solids	1,200	10	990	10	1000	10	1100	10	840	10	640	10	870	10	910	10	570	10	730	10	730
Vanadium	0.049	0.0050	ND	0.0050	ND	0.0050	ND	0.0050	ND	0.0050	ND	0.0050	ND	0.0050	ND	0.0050	ND	0.0050	ND	0.0050	ND
Zinc	5.0	0.020	ND	0.020	ND	0.020	ND	0.020	ND	0.020	ND	0.020	ND	0.020	ND	0.020	ND	0.020	ND	0.020	ND
Benzene	0.005	0.00050	ND	0.00050	ND	0.00050	ND	0.00050	ND	0.00050	ND	0.00050	ND	0.00050	ND	0.00050	ND	0.00050	ND	0.00050	ND
BETX	11.705	0.0025	ND	0.0025	ND	0.0025	ND	0.0025	ND	0.0025	ND	0.0025	ND	0.0025	ND	0.0025	ND	0.0025	ND	0.0025	ND
pH	6.5 - 9.0	NA	6.87	NA	6.82	NA	6.89	NA	7.69	NA	7.01	NA	6.86	NA	7.30	NA	7.52	NA	7.26	NA	7.26
Temperature	NA	NA	16.36	NA	17.75	NA	14.79	NA	12.62	NA	20.54	NA	21.14	NA	21.18	NA	5.51	NA	17.46	NA	17.46
Conductivity	NA	NA	1.14	NA	1.25	NA	1.33	NA	0.28	NA	1.01	NA	1.28	NA	1.38	NA	0.69	NA	1.06	NA	1.06
Dissolved Oxygen	NA	NA	0.28	NA	0.36	NA	0.32	NA	1.17	NA	0.53	NA	1.01	NA	2.20	NA	2.50	NA	1.54	NA	1.54
ORP	NA	NA	-50.9	NA	55.5	NA	-197	NA	-51	NA	-59.6	NA	64.8	NA	6.8	NA	9.8	NA	23.5	NA	23.5

Notes: Standards obtained from IAC, Title 35, Chapter I, Part 620, Subpart D, Section 620.410 - Groundwater Quality Standards for Class I Potable Resource Groundwater
All values are in mg/L (ppm) unless otherwise noted.

DL - Detection limit
NA - Not Applicable
ND - Not Detected
NM - Not Measured

NR - Not Required
NS - Not Sampled
^ - Denotes instrument related QC exceeds the control limits
* - Median Value

Temperature °C degrees Celsius
Conductivity ms/cm² millisiemens/centimeters
Dissolved Oxygen mg/L milligrams/liter
Oxygen Reduction Potential (ORP) mV millivolts

Electronic Filing: Received, Clerk's Office 11/14/2017

Sample: MW-06		Date		5/29/2013		7/31/2013		10/23/2013		3/6/2014		5/29/2014		8/27/2014		10/29/2014		2/23/2015		5/11/2015	
Parameter	Standards	DL	Result	DL	Result	DL	Result	DL	Result	DL	Result	DL	Result	DL	Result	DL	Result	DL	Result	DL	Result
Antimony	0.006	0.0030	ND	0.0030	ND	0.0030	ND	0.0030	ND	0.0030	ND	0.0030	ND	0.0030	ND	0.0030	ND	0.0030	ND	0.0030	ND
Arsenic	0.010	0.0010	0.0027	0.0010	0.0037	0.0010	0.0039	0.0010	0.0010	0.0010	0.20	0.0010	0.0024	0.0010	0.0016	0.0010	0.0011	0.0010	0.0010	0.0010	ND
Barium	2.0	0.0025	0.12	0.0025	0.12	0.0025	0.11	0.0025	0.10	0.0025	0.54	0.0025	0.11	0.0025	0.10	0.0025	0.099	0.0025	0.0025	0.094	0.094
Beryllium	0.004	0.0010	ND ^	0.0010	ND	0.0010	ND	0.0010	ND	0.0010	ND	0.0010	ND	0.0010	ND	0.0010	ND	0.0010	ND	0.0010	ND
Boron	2.0	0.050	1.0	0.050	0.62	0.050	0.51	0.050	0.34	0.050	0.35	0.050	0.52	0.050	0.34	0.050	0.34	0.050	0.34	0.050	0.35
Cadmium	0.005	0.00050	ND	0.00050	ND	0.00050	ND	0.00050	ND	0.00050	ND	0.00050	ND	0.00050	ND	0.00050	ND	0.00050	ND	0.00050	ND
Chloride	200.0	10	99	10	200	10	210	10	230	10	230	10	230 ^	10	240	10	110	10	10	230	230
Chromium	0.1	0.0050	ND	0.0050	ND	0.0050	ND	0.0050	ND^	0.0050	ND	0.0050	ND	0.0050	ND	0.0050	ND	0.0050	ND	0.0050	ND
Cobalt	1.0	0.0010	ND	0.0010	ND	0.0010	ND	0.0010	ND	0.0010	0.0068	0.0010	ND	0.0010	ND	0.0010	0.0013	0.0010	0.0010	0.0010	ND
Copper	0.65	0.0020	ND	0.0020	ND	0.0020	ND	0.0020	ND^	0.0020	ND	0.0020	ND ^	0.0020	ND	0.0020	ND	0.0020	ND	0.0020	ND
Cyanide	0.2	0.010	ND	0.010	ND	0.010	ND	0.010	ND	0.010	ND	0.010	ND	0.010	ND	0.010	ND	0.010	ND	0.010	ND
Fluoride	4.0	0.10	0.36	0.10	0.56	0.10	0.64	0.10	0.42	0.10	0.53	0.10	0.74	0.10	0.79	0.10	0.48	0.10	0.10	0.52	0.52
Iron	5.0	0.10	1.8	0.10	2.2	0.10	1.8	0.10	1.5	0.10	22	0.10	1.0	0.10	0.81	0.10	1.0	0.10	0.10	0.29	0.29
Lead	0.0075	0.00050	ND	0.00050	ND	0.00050	ND	0.00050	ND	0.00050	ND	0.00050	ND	0.00050	0.00082	0.00050	ND	0.00050	ND	0.00050	ND
Manganese	0.15	0.0025	1.3	0.0025	0.70	0.0025	0.58	0.0025	0.68	0.013	8.0	0.0025	0.71	0.0025	0.57	0.0025	0.86	0.0025	0.0025	0.90	0.90
Mercury	0.002	0.00020	ND	0.00020	ND	0.00020	ND	0.00020	ND	0.00020	ND	0.00020	ND	0.00020	ND	0.00020	ND	0.00020	ND	0.00020	ND
Nickel	0.1	0.0020	ND	0.0020	ND	0.0020	0.0020	0.0020	ND	0.0020	0.0061	0.0020	ND	0.0020	ND	0.0020	0.0024	0.0020	0.0020	0.0020	ND
Nitrogen/Nitrate	10.0	0.10	ND	0.10	ND	0.10	0.16	0.10	ND	0.10	ND	0.10	ND	0.10	0.11	0.10	ND	0.10	0.10	0.10	ND
Nitrogen/Nitrate, Nitrite	NA	0.10	ND	0.10	ND	0.10	0.16	0.10	ND	0.10	ND	0.10	ND	0.10	0.11	0.10	ND	0.10	0.10	0.10	ND
Nitrogen/Nitrite	NA	0.020	ND	0.020	ND	0.020	ND	0.020	ND	0.020	ND	0.020	ND	0.020	ND	0.020	ND	0.020	ND	0.020	ND
Perchlorate	0.0049	0.0040	ND	0.0040	ND	0.0040	ND	0.0040	ND	0.0040	ND	0.0040	ND	0.0040	ND	0.0040	ND	0.0040	ND	0.0040	ND
Selenium	0.05	0.0025	0.0030	0.0025	ND	0.0025	0.0065	0.0025	ND	0.0025	ND	0.0025	ND	0.0025	ND	0.0025	ND	0.0025	ND	0.0025	ND
Silver	0.05	0.00050	ND	0.00050	ND	0.00050	ND	0.00050	ND	0.00050	ND	0.00050	ND	0.00050	ND	0.00050	ND	0.00050	ND	0.00050	ND
Sulfate	400.0	130	560	100	440	100	310	100	410	100	530	100	300	100	380	100	360	100	100	350	350
Thallium	0.002	0.0020	ND	0.0020	ND	0.0020	ND	0.0020	ND	0.0020	ND	0.0020	ND	0.0020	ND	0.0020	ND	0.0020	ND	0.0020	ND
Total Dissolved Solids	1,200	10	1400	10	1200	10	1100	10	1100	10	1400	10	1300	10	1100	10	1100	10	10	1300	1300
Vanadium	0.049	0.0050	ND	0.0050	ND	0.0050	ND	0.0050	ND	0.0050	ND	0.0050	ND	0.0050	ND	0.0050	ND	0.0050	ND	0.0050	ND
Zinc	5.0	0.020	ND	0.020	ND	0.020	ND	0.020	ND	0.020	ND	0.020	ND	0.020	ND	0.020	ND	0.020	ND	0.020	ND
Benzene	0.005	0.00050	ND	0.00050	ND	0.00050	ND	0.00050	ND	0.00050	ND	0.00050	ND	0.00050	ND	0.00050	ND	0.00050	ND	0.00050	ND
BETX	11.705	0.0025	ND	0.0025	ND	0.0025	ND	0.0025	ND	0.0025	ND	0.0025	ND	0.0025	ND	0.0025	ND	0.0025	ND	0.0025	ND
pH	6.5 - 9.0	NA	7.23	NA	7.37	NA	7.55	NA	8.21	NA	7.45	NA	7.73	NA	7.60	NA	8.05	NA	NA	7.76	7.76
Temperature	NA	NA	16.14	NA	24.20	NA	23.30	NA	10.06	NA	19.41 *	NA	26.15	NA	19.31	NA	7.20	NA	NA	17.91	17.91
Conductivity	NA	NA	1.47	NA	1.71	NA	1.74	NA	1.01	NA	1.84	NA	1.91	NA	2.36	NA	1.17	NA	NA	1.67	1.67
Dissolved Oxygen	NA	NA	0.45	NA	0.14	NA	0.26	NA	1.24	NA	0.80	NA	0.39	NA	0.32	NA	0.96	NA	NA	1.57	1.57
ORP	NA	NA	-97.1	NA	-180.4	NA	-233.2	NA	-168.8	NA	-25.3	NA	-143.4	NA	-126.7	NA	-147.7	NA	NA	-73.6	-73.6

Notes: Standards obtained from IAC, Title 35, Chapter I, Part 620, Subpart D, Section 620.410 - Groundwater Quality Standards for Class I: Potable Resource Groundwater
All values are in mg/L (ppm) unless otherwise noted.

DL - Detection limit
NA - Not Applicable
ND - Not Detected
NM - Not Measured

NR - Not Required
NS - Not Sampled
^ - Denotes instrument related QC exceeds the control limits
* - Median Value

Temperature °C degrees Celsius
Conductivity ms/cm² millisiemens/centimeters
Dissolved Oxygen mg/L milligrams/liter
Oxygen Reduction Potential (ORP) mV millivolts

Electronic Filing: Received, Clerk's Office 11/14/2017

Sample: MW-07		Date		5/31/2013		7/31/2013		10/23/2013		3/5/2014		5/29/2014		8/27/2014		10/29/2014		2/23/2015		5/11/2015	
Parameter	Standards	DL	Result	DL	Result	DL	Result	DL	Result	DL	Result	DL	Result	DL	Result	DL	Result	DL	Result	DL	Result
Antimony	0.006	0.0030	ND	0.0030	ND	0.0030	ND	0.0030	ND	0.0030	ND	0.0030	ND	0.0030	ND	0.0030	ND	0.0030	ND	0.0030	ND
Arsenic	0.010	0.0010	0.12	0.0010	0.22	0.0010	0.20	0.0010	0.15	0.0010	ND	0.0010	0.19	0.0010	0.31	0.0010	0.18	0.0010	0.18	0.0010	0.18
Barium	2.0	0.0025	0.42	0.0025	0.46	0.0025	0.49	0.0025	0.56	0.0025	0.13	0.0025	0.52	0.0025	0.55	0.0025	0.61	0.0025	0.50	0.0025	0.50
Beryllium	0.004	0.0010	ND ^	0.0010	ND	0.0010	ND	0.0010	ND	0.0010	ND	0.0010	ND	0.0010	ND	0.0010	ND	0.0010	ND	0.0010	ND
Boron	2.0	0.050	0.52	0.050	0.41	0.050	0.46	0.050	0.37	0.25	1.0	0.050	0.33	0.050	0.27	0.050	0.39	0.050	0.34	0.050	0.34
Cadmium	0.005	0.00050	ND	0.00050	ND	0.00050	ND	0.00050	ND	0.00050	ND	0.00050	ND	0.00050	ND	0.00050	ND	0.00050	ND	0.00050	ND
Chloride	200.0	10	180	10	150	10	160	10	170	10	150	10	160 ^	10	150	10	130	10	170	10	170
Chromium	0.1	0.0050	ND	0.0050	ND	0.0050	ND	0.0050	ND^	0.0050	ND	0.0050	ND	0.0050	ND	0.0050	ND	0.0050	ND	0.0050	ND
Cobalt	1.0	0.0010	0.0059	0.0010	0.0045	0.0010	0.0071	0.0010	0.0085	0.0010	ND	0.0010	0.0070	0.0010	0.0046	0.0010	0.012	0.0010	0.0070	0.0010	0.0070
Copper	0.65	0.0020	ND	0.0020	ND	0.0020	ND	0.0020	ND^	0.0020	ND	0.0020	ND ^	0.0020	ND	0.0020	0.0091	0.0020	ND	0.0020	ND
Cyanide	0.2	0.010	ND	0.010	ND	0.010	ND	0.010	ND	0.010	ND	0.010	ND	0.010	ND	0.010	ND	0.010	ND	0.010	ND
Fluoride	4.0	0.10	0.47	0.10	0.46	0.10	0.43	0.10	0.41	0.10	0.41	0.10	0.43	0.10	0.46	0.10	0.42	0.10	0.42	0.10	0.42
Iron	5.0	0.10	15	0.10	30	0.10	20	0.10	17	0.10	0.15	0.10	14	0.10	35	0.10	23	0.10	9.5	0.10	9.5
Lead	0.0075	0.00050	ND	0.00050	ND	0.00050	ND	0.00050	0.0011	0.00050	ND	0.00050	ND	0.00050	ND	0.00050	0.0066	0.00050	ND	0.00050	ND
Manganese	0.15	0.025	5.7	0.0025	11	0.0025	5.9	0.0025	5.8 E	0.0025	0.33	0.013	6.6	0.013	13	0.013	7.0	0.050	5.9	0.050	5.9
Mercury	0.002	0.00020	ND	0.00020	ND	0.00020	ND	0.00020	ND	0.00020	ND	0.00020	ND	0.00020	ND	0.00020	ND	0.00020	ND	0.00020	ND
Nickel	0.1	0.0020	0.0063	0.0020	0.0055	0.0020	0.0081	0.0020	0.0099	0.0020	ND	0.0020	0.0072	0.0020	0.0045	0.0020	0.020	0.0020	0.0077	0.0020	0.0077
Nitrogen/Nitrate	10.0	0.10	ND	0.10	ND	0.10	ND	0.10	ND	0.10	ND	0.10	ND	0.10	ND	0.10	ND	0.10	ND	0.10	ND
Nitrogen/Nitrate, Nitrite	NA	0.10	ND	0.10	ND	0.10	ND	0.10	ND	0.10	ND	0.10	ND	0.10	ND	0.10	ND	0.10	ND	0.10	ND
Nitrogen/Nitrite	NA	0.020	ND	0.020	ND	0.020	ND	0.020	ND	0.020	ND	0.020	ND	0.020	ND	0.020	ND	0.020	ND	0.020	ND
Perchlorate	0.0049	0.0040	ND	0.0040	ND	0.0040	ND	0.0040	ND	0.0040	ND	0.0040	ND	0.0040	ND	0.0040	ND	0.0040	ND	0.0040	ND
Selenium	0.05	0.0025	0.0028	0.0025	ND	0.0025	0.0056	0.0025	ND	0.0025	ND	0.0025	ND	0.0025	ND	0.0025	ND	0.0025	ND	0.0025	ND
Silver	0.05	0.00050	ND	0.00050	ND	0.00050	ND	0.00050	ND	0.00050	ND	0.00050	ND	0.00050	ND	0.00050	ND	0.00050	ND	0.00050	ND
Sulfate	400.0	25	120	10	42	20	80	20	95	10	52	20	71	5.0	16	10	50	10	55	10	55
Thallium	0.002	0.0020	ND	0.0020	ND	0.0020	ND	0.0020	ND	0.0020	ND	0.0020	ND	0.0020	ND	0.0020	ND	0.0020	ND	0.0020	ND
Total Dissolved Solids	1,200	10	1000	10	1300	10	1200	10	1200	10	1200	10	1300	10	1300	10	1100	10	1100	10	1100
Vanadium	0.049	0.0050	ND	0.0050	ND	0.0050	ND	0.0050	ND	0.0050	ND	0.0050	ND	0.0050	ND	0.0050	0.0084	0.0050	ND	0.0050	ND
Zinc	5.0	0.020	ND	0.020	ND	0.020	ND	0.020	ND	0.020	ND	0.020	ND	0.020	ND	0.020	0.027	0.020	ND	0.020	ND
Benzene	0.005	0.00050	ND	0.00050	ND	0.00050	ND	0.00050	ND	0.00050	ND	0.00050	ND	0.00050	ND	0.00050	ND	0.00050	ND	0.00050	ND
BETX	11.705	0.0025	ND	0.0025	ND	0.0025	ND	0.0025	ND	0.0025	ND	0.0025	ND	0.0025	ND	0.0025	ND	0.0025	ND	0.0025	ND
pH	6.5 - 9.0	NA	6.69	NA	6.68	NA	6.82	NA	7.20	NA	6.67	NA	7.00	NA	6.94	NA	6.90	NA	6.88	NA	6.88
Temperature	NA	NA	17.12	NA	17.95	NA	16.36	NA	14.02	NA	17.66 *	NA	22.30	NA	14.31	NA	8.40	NA	17.66	NA	17.66
Conductivity	NA	NA	1.42	NA	1.77	NA	1.66	NA	1.36	NA	1.78	NA	1.87	NA	2.62	NA	1.37	NA	1.67	NA	1.67
Dissolved Oxygen	NA	NA	0.50	NA	0.29	NA	0.44	NA	1.01	NA	0.65	NA	0.47	NA	1.50	NA	2.66	NA	1.19	NA	1.19
ORP	NA	NA	-145.5	NA	-140.7	NA	-134.7	NA	-116.9	NA	-94.6	NA	-118.1	NA	-109.2	NA	-93.7	NA	-109.8	NA	-109.8

Notes: Standards obtained from IAC, Title 35, Chapter I, Part 620, Subpart D, Section 620.410 - Groundwater Quality Standards for Class I Potable Resource Groundwater
All values are in mg/L (ppm) unless otherwise noted.

DL - Detection limit
NA - Not Applicable
ND - Not Detected
NM - Not Measured

NR - Not Required
NS - Not Sampled
^ - Denotes instrument related QC exceeds the control limits
* - Median Value

Temperature °C degrees Celsius
Conductivity ms/cm² millisiemens/centimeters
Dissolved Oxygen mg/L milligrams/liter
Oxygen Reduction Potential (ORP) mV millivolts

Electronic Filing: Received, Clerk's Office 11/14/2017

Sample: MW-08		Date		5/30/2013		7/31/2013		10/23/2013		3/3/2014		5/28/2014		8/27/2014		10/28/2014		2/26/2015		5/11/2015	
Parameter	Standards	DL	Result	DL	Result	DL	Result	DL	Result	DL	Result	DL	Result	DL	Result	DL	Result	DL	Result	DL	Result
Antimony	0.006	0.0030	ND	0.0030	ND	0.0030	ND	0.0030	ND	0.0030	ND	0.0030	ND	0.0030	ND	0.0030	ND	0.0030	ND	0.0030	ND
Arsenic	0.010	0.0010	0.0036	0.0010	0.0041	0.0010	0.0037	0.0010	0.0030	0.0010	ND	0.0010	0.0025	0.0010	0.0022	0.0010	0.0026	0.0010	0.0024	0.0010	0.0024
Barium	2.0	0.0025	0.14	0.0025	0.13	0.0025	0.13	0.0025	0.11	0.0025	0.11	0.0025	0.13	0.0025	0.13	0.0025	0.12	0.0025	0.10	0.0025	0.10
Beryllium	0.004	0.0010	ND ^	0.0010	ND	0.0010	ND	0.0010	ND	0.0010	ND	0.0010	ND	0.0010	ND	0.0010	ND	0.0010	ND	0.0010	ND
Boron	2.0	0.050	0.91	0.050	1.2	0.050	0.93	0.050	0.83	0.050	0.44	0.050	0.80	0.050	0.72	0.050	0.81	0.050	0.74	0.050	0.74
Cadmium	0.005	0.00050	ND	0.00050	ND	0.00050	ND	0.00050	ND	0.00050	ND	0.00050	ND	0.00050	ND	0.00050	ND	0.00050	ND	0.00050	ND
Chloride	200.0	10	230	10	220	10	260	10	230	10	340	50	380 ^	10	340	10	260	10	270	10	270
Chromium	0.1	0.0050	ND	0.0050	ND	0.0050	ND	0.0050	ND	0.0050	ND	0.0050	ND	0.0050	ND	0.0050	ND	0.0050	ND	0.0050	ND
Cobalt	1.0	0.0010	ND	0.0010	ND	0.0010	ND	0.0010	ND	0.0010	ND	0.0010	ND	0.0010	ND	0.0010	ND	0.0010	ND	0.0010	ND
Copper	0.65	0.0020	ND	0.0020	ND	0.0020	ND	0.0020	ND	0.0020	ND	0.0020	ND ^	0.0020	ND	0.0020	ND	0.0020	ND	0.0020	ND
Cyanide	0.2	0.010	ND	0.010	ND	0.010	ND	0.010	ND	0.010	ND	0.010	ND	0.010	ND	0.010	ND	0.010	ND	0.010	ND
Fluoride	4.0	0.10	0.74	0.10	0.68	0.10	0.74	0.10	0.67	0.10	0.65	0.10	0.73	0.10	0.71	0.10	0.63	0.10	0.66	0.10	0.66
Iron	5.0	0.10	2.3	0.10	6.6	0.10	1.3	0.10	0.89	0.10	0.24	0.10	0.62	0.10	0.53	0.10	0.17	0.10	0.12	0.10	0.12
Lead	0.0075	0.00050	ND	0.00050	ND	0.00050	ND	0.00050	ND	0.00050	ND	0.00050	ND	0.00050	ND	0.00050	ND	0.00050	ND	0.00050	ND
Manganese	0.15	0.0025	0.25	0.0025	0.48	0.0025	0.16	0.0025	0.20	0.0025	0.70	0.0025	0.17	0.0025	0.13	0.0025	0.11	0.0025	0.11	0.0025	0.11
Mercury	0.002	0.00020	ND	0.00020	ND	0.00020	ND	0.00020	ND	0.00020	ND	0.00020	ND	0.00020	ND	0.00020	ND	0.00020	ND	0.00020	ND
Nickel	0.1	0.0020	ND	0.0020	ND	0.0020	ND	0.0020	ND	0.0020	ND	0.0020	ND	0.0020	ND	0.0020	ND	0.0020	ND	0.0020	ND
Nitrogen/Nitrate	10.0	0.10	ND	0.10	ND	0.10	ND	0.10	ND	0.10	ND	0.10	ND	0.10	ND	0.10	ND	0.10	ND	0.10	ND
Nitrogen/Nitrate, Nitrite	NA	0.10	ND	0.10	ND	0.10	ND	0.10	ND	0.10	ND	0.10	ND	0.10	ND	0.10	ND	0.10	ND	0.10	ND
Nitrogen/Nitrite	NA	0.020	ND	0.020	ND	0.020	ND	0.020	ND	0.020	ND	0.020	ND	0.020	ND	0.020	ND	0.020	ND	0.020	ND
Perchlorate	0.0049	0.0040	ND	0.0040	ND	0.0040	ND	0.0040	ND	0.0040	ND	0.0040	ND	0.0040	ND	0.0040	ND	0.0040	ND	0.0040	ND
Selenium	0.05	0.0025	0.0029	0.0025	ND	0.0025	0.0048	0.0025	ND	0.0025	ND	0.0025	ND	0.0025	ND	0.0025	ND	0.0025	ND	0.0025	ND
Silver	0.05	0.00050	ND	0.00050	ND	0.00050	ND	0.00050	ND	0.00050	ND	0.00050	ND	0.00050	ND	0.00050	ND	0.00050	ND	0.00050	ND
Sulfate	400.0	100	460	100	380	100	350	100	320	100	300	50	240	50	290	50	160	50	160	50	160
Thallium	0.002	0.0020	ND	0.0020	ND	0.0020	ND	0.0020	ND	0.0020	ND	0.0020	ND	0.0020	ND	0.0020	ND	0.0020	ND	0.0020	ND
Total Dissolved Solids	1,200	10	1300	10	1300	10	1300	10	1200	10	1400	10	1400	10	1200	10	1100	10	1100	10	1100
Vanadium	0.049	0.0050	ND	0.0050	ND	0.0050	ND	0.0050	ND	0.0050	ND	0.0050	ND	0.0050	ND	0.0050	ND	0.0050	ND	0.0050	ND
Zinc	5.0	0.020	ND	0.020	ND	0.020	ND	0.020	ND	0.020	ND	0.020	ND	0.020	ND	0.020	ND	0.020	ND	0.020	ND
Benzene	0.005	0.00050	ND	0.00050	ND	0.00050	ND	0.00050	ND	0.00050	ND	0.00050	ND	0.00050	ND	0.00050	ND	0.00050	ND	0.00050	ND
BETX	11.705	0.0025	ND	0.0025	ND	0.0025	ND	0.0025	ND	0.0025	ND	0.0025	ND	0.0025	0.0040	0.0025	ND	0.0025	ND	0.0025	ND
pH	6.5 - 9.0	NA	7.81	NA	7.39	NA	8.16	NA	8.46	NA	7.72	NA	8.12	NA	7.89	NA	8.62	NA	7.90	NA	7.90
Temperature	NA	NA	18.11	NA	17.58	NA	15.62	NA	11.74	NA	19.53	NA	19.84	NA	16.22	NA	6.86	NA	15.81	NA	15.81
Conductivity	NA	NA	1.55	NA	1.60	NA	1.62	NA	1.29	NA	1.94	NA	1.95	NA	1.99	NA	1.19	NA	1.55	NA	1.55
Dissolved Oxygen	NA	NA	0.32	NA	0.16	NA	0.25	NA	1.19	NA	0.59	NA	0.51	NA	0.66	NA	1.22	NA	2.97	NA	2.97
ORP	NA	NA	-225.9	NA	-182	NA	-225	NA	140.2	NA	-65.2	NA	-148.4	NA	-62.6	NA	-154.2	NA	-97.9	NA	-97.9

Notes: Standards obtained from IAC, Title 35, Chapter I, Part 620, Subpart D, Section 620.410 - Groundwater Quality Standards for Class I Potable Resource Groundwater
All values are in mg/L (ppm) unless otherwise noted.

DL - Detection limit
NA - Not Applicable
ND - Not Detected
NM - Not Measured

NR - Not Required
NS - Not Sampled
^ - Denotes instrument related QC exceeds the control limits
* - Median Value

Temperature °C degrees Celsius
Conductivity ms/cm² millisiemens/centimeters
Dissolved Oxygen mg/L milligrams/liter
Oxygen Reduction Potential (ORP) mV millivolts

Electronic Filing: Received, Clerk's Office 11/14/2017

Sample: MW-09		Date		5/30/2013		7/30/2013		10/22/2013		3/3/2014		5/29/2014		8/26/2014		10/30/2014		2/24/2015		5/12/2015	
Parameter	Standards	DL	Result	DL	Result	DL	Result	DL	Result	DL	Result	DL	Result	DL	Result	DL	Result	DL	Result	DL	Result
Antimony	0.006	0.0030	ND	0.0030	ND	0.0030	ND	0.0030	ND	0.0030	ND	0.0030	ND	0.0030	ND	0.0030	ND	0.0030	ND	0.0030	ND
Arsenic	0.010	0.0010	ND	0.0010	ND	0.0010	ND	0.0010	0.0021	0.0010	ND	0.0010	ND	0.0010	ND	0.0010	ND	0.0010	ND	0.0010	ND
Barium	2.0	0.0025	0.042	0.0025	0.050	0.0025	0.048	0.0025	0.064	0.0025	0.044	0.0025	0.039	0.0025	0.047	0.0025	0.043	0.0025	0.026	0.0025	0.026
Beryllium	0.004	0.0010	ND ^	0.0010	ND	0.0010	ND	0.0010	ND	0.0010	ND	0.0010	ND	0.0010	ND	0.0010	ND	0.0010	ND	0.0010	ND
Boron	2.0	0.050	3.2	0.050	2.5	0.050	1.6	0.050	1.7	0.25	2.5	0.050	2.4	0.050	1.6	0.050	3.0	0.050	3.2	0.050	3.2
Cadmium	0.005	0.00050	ND	0.00050	ND	0.00050	ND	0.00050	ND	0.00050	ND	0.00050	ND	0.00050	ND	0.00050	ND	0.00050	ND	0.00050	ND
Chloride	200.0	2.0	29	2.0	33	2.0	42	2.0	25	2.0	34	2.0	33	2.0	32	2.0	34	2.0	37	2.0	37
Chromium	0.1	0.0050	ND	0.0050	ND	0.0050	ND	0.0050	ND^	0.0050	ND	0.0050	ND	0.0050	ND	0.0050	ND	0.0050	ND	0.0050	ND
Cobalt	1.0	0.0010	ND	0.0010	ND	0.0010	ND	0.0010	0.0032	0.0010	ND	0.0010	ND	0.0010	ND	0.0010	ND	0.0010	ND	0.0010	ND
Copper	0.65	0.0020	ND	0.0020	ND	0.0020	ND	0.0020	ND^	0.0020	ND	0.0020	ND ^	0.0020	ND	0.0020	ND	0.0020	ND	0.0020	ND
Cyanide	0.2	0.010	ND	0.010	ND	0.010	ND	0.010	ND	0.010	ND	0.010	ND	0.010	ND	0.010	ND	0.010	ND	0.010	ND
Fluoride	4.0	0.10	0.21	0.10	0.18	0.10	0.17	0.10	0.16	0.10	0.20	0.10	0.19	0.10	0.15	0.10	0.18	0.10	0.16	0.10	0.16
Iron	5.0	0.10	ND	0.10	ND	0.10	ND	0.10	ND	0.10	ND	0.10	ND	0.10	ND	0.10	ND	0.10	ND	0.10	ND
Lead	0.0075	0.00050	ND	0.00050	ND	0.00050	ND	0.00050	0.00051	0.00050	ND	0.00050	ND	0.00050	ND	0.00050	ND	0.00050	ND	0.00050	ND
Manganese	0.15	0.0025	0.053	0.0025	0.038	0.0025	0.019	0.0025	0.84	0.0025	0.36	0.0025	0.031	0.0025	0.022	0.0025	0.024	0.0025	0.086	0.0025	0.086
Mercury	0.002	0.00020	ND	0.00020	ND	0.00020	ND	0.00020	ND	0.00020	ND	0.00020	ND	0.00020	ND	0.00020	ND	0.00020	ND	0.00020	ND
Nickel	0.1	0.0020	ND	0.0020	ND	0.0020	ND	0.0020	0.0045	0.0020	ND	0.0020	ND	0.0020	ND	0.0020	ND	0.0020	ND	0.0020	ND
Nitrogen/Nitrate	10.0	0.10	11	0.10	7.9	0.10	4.6	0.10	3.2	0.10	11	0.10	1.6	0.10	5.9	0.10	13	0.10	9.3	0.10	9.3
Nitrogen/Nitrate, Nitrite	NA	1.0	11	0.50	7.9	0.50	4.6	0.50	3.2	2.5	11	0.10	1.6	0.50	5.9	1.0	13	1.0	9.3	1.0	9.3
Nitrogen/Nitrite	NA	0.020	ND	0.020	ND	0.020	ND	0.020	ND	0.020	ND	0.020	ND	0.020	ND	0.020	ND	0.020	ND	0.020	ND
Perchlorate	0.0049	0.0040	ND	0.0040	ND	0.0040	ND	0.0040	ND	0.0040	ND	0.0040	ND	0.0040	ND	0.0040	ND	0.0040	ND	0.0040	ND
Selenium	0.05	0.0025	0.016	0.0025	0.014	0.0025	0.0047	0.0025	0.0030	0.0025	0.0074	0.0025	0.0061	0.0025	0.0084	0.0025	0.0091	0.0025	0.014	0.0025	0.014
Silver	0.05	0.00050	ND	0.00050	ND	0.00050	ND	0.00050	ND	0.00050	ND	0.00050	ND	0.00050	ND	0.00050	ND	0.00050	ND	0.00050	ND
Sulfate	400.0	50	140	25	130	25	90	25	110	50	110	25	100	50	160	25	130	50	140	25	140
Thallium	0.002	0.0020	ND	0.0020	ND	0.0020	ND	0.0020	ND	0.0020	ND	0.0020	ND	0.0020	ND	0.0020	ND	0.0020	ND	0.0020	ND
Total Dissolved Solids	1,200	10	600	10	610	10	430	10	560	10	540	10	490	10	630	10	570	10	620	10	620
Vanadium	0.049	0.0050	ND	0.0050	ND	0.0050	ND	0.0050	ND^	0.0050	ND	0.0050	ND	0.0050	ND	0.0050	ND	0.0050	ND	0.0050	ND
Zinc	5.0	0.020	ND	0.020	ND	0.020	ND	0.020	ND	0.020	ND	0.020	ND	0.020	ND	0.020	ND	0.020	ND	0.020	ND
Benzene	0.005	0.00050	ND	0.00050	ND	0.00050	ND	0.00050	ND	0.00050	ND	0.00050	ND	0.00050	ND	0.00050	ND	0.00050	ND	0.00050	ND
BETX	11.705	0.0025	ND	0.0025	ND	0.0025	ND	0.0025	ND	0.0025	ND	0.0025	ND	0.0025	ND	0.0025	ND	0.0025	ND	0.0025	ND
pH	6.5 - 9.0	NA	7.21	NA	6.63	NA	7.19	NA	7.53	NA	6.99	NA	7.09	NA	7.29	NA	7.53	NA	7.44	NA	7.44
Temperature	NA	NA	17.38	NA	14.49	NA	14.68	NA	11.20	NA	19.42	NA	20.80	NA	12.73	NA	11.65	NA	14.26	NA	14.26
Conductivity	NA	NA	0.72	NA	0.76	NA	0.66	NA	0.66	NA	0.78	NA	0.79	NA	1.05	NA	0.67	NA	0.79	NA	0.79
Dissolved Oxygen	NA	NA	0.64	NA	0.29	NA	1.01	NA	1.27	NA	2.11	NA	0.80	NA	1.52	NA	1.37	NA	2.20	NA	2.20
ORP	NA	NA	-68.3	NA	117.2	NA	-159.8	NA	316.1	NA	41.5	NA	22.3	NA	16.3	NA	25.0	NA	35.5	NA	35.5

Notes: Standards obtained from IAC, Title 35, Chapter I, Part 620, Subpart D, Section 620.410 - Groundwater Quality Standards for Class I: Potable Resource Groundwater
All values are in mg/L (ppm) unless otherwise noted.

DL - Detection limit
NA - Not Applicable
ND - Not Detected
NM - Not Measured

NR - Not Required
NS - Not Sampled
^ - Denotes instrument related QC exceeds the control limits
* - Median Value

Temperature °C degrees Celsius
Conductivity ms/cm² millisiemens/centimeters
Dissolved Oxygen mg/L milligrams/liter
Oxygen Reduction Potential (ORP) mV millivolts

Electronic Filing: Received, Clerk's Office 11/14/2017

Sample: MW-10		Date		5/29/2013		7/31/2013		10/23/2013		3/6/2014		5/30/2014		8/28/2014		10/30/2014		2/23/2015		5/14/2015	
Parameter	Standards	DL	Result	DL	Result	DL	Result	DL	Result	DL	Result	DL	Result	DL	Result	DL	Result	DL	Result	DL	Result
Antimony	0.006	0.0030	ND	0.0030	ND	0.0030	ND	0.0030	ND	0.0030	ND	0.0030	ND	0.0030	ND	0.0030	ND	0.0030	ND	0.0030	ND
Arsenic	0.010	0.0010	0.0012	0.0010	ND	0.0010	ND	0.0010	ND	0.0010	ND	0.0010	ND	0.0010	ND	0.0010	ND	0.0010	ND	0.0010	0.0011
Barium	2.0	0.0025	0.30	0.0025	0.18	0.0025	0.23	0.0025	0.31	0.0025	0.25	0.0025	0.28	0.0025	0.13	0.0025	0.17	0.0025	0.23	0.0025	0.23
Beryllium	0.004	0.0010	ND ^	0.0010	ND	0.0010	ND	0.0010	ND	0.0010	ND	0.0010	ND	0.0010	ND	0.0010	ND	0.0010	ND	0.0010	ND
Boron	2.0	0.050	0.98	0.050	1.9	0.050	0.61	0.050	2.1	0.25	3.2	0.050	1.9	0.050	0.84	0.050	0.83	0.050	0.64	0.050	0.64
Cadmium	0.005	0.00050	ND	0.00050	ND	0.00050	ND	0.00050	ND	0.00050	ND	0.00050	ND	0.00050	ND	0.00050	ND	0.00050	ND	0.00050	ND
Chloride	200.0	2.0	41	2.0	40	2.0	54	2.0	40	2.0	37	2.0	57	2.0	62	2.0	22	2.0	22	2.0	52
Chromium	0.1	0.0050	0.0061	0.0050	ND	0.0050	ND	0.0050	ND^	0.0050	ND	0.0050	ND	0.0050	ND	0.0050	ND	0.0050	ND	0.0050	ND
Cobalt	1.0	0.0010	0.012	0.0010	0.0019	0.0010	0.0025	0.0010	0.0037	0.0010	0.0012	0.0010	0.0034	0.0010	0.0015	0.0010	0.0019	0.0010	0.0019	0.0010	0.0019
Copper	0.65	0.0020	0.028	0.0020	ND	0.0020	ND	0.0020	0.0020^	0.0020	ND	0.0020	ND ^	0.0020	ND	0.0020	ND	0.0020	ND	0.0020	ND
Cyanide	0.2	0.010	ND	0.010	ND	0.010	ND	0.010	ND	0.010	ND	0.010	0.024	0.010	ND	0.010	ND	0.010	ND	0.010	ND
Fluoride	4.0	0.10	0.18	0.10	0.18	0.10	0.17	0.10	0.20	0.10	0.18	0.10	0.20	0.10	0.18	0.10	0.17	0.10	0.17	0.10	0.21
Iron	5.0	0.10	2.7	0.10	ND	0.10	0.18	0.10	0.19	0.10	0.11	0.10	0.34	0.10	ND	0.10	0.22	0.10	0.22	0.10	0.34
Lead	0.0075	0.00050	0.012	0.00050	ND	0.00050	ND	0.00050	0.00080	0.00050	ND	0.00050	ND	0.00050	ND	0.00050	ND	0.00050	ND	0.00050	ND
Manganese	0.15	0.0025	3.2	0.0025	1.5	0.0025	2.0	0.0025	3.1	0.0025	1.6	0.0025	2.1	0.0025	1.1	0.0025	1.3	0.0025	1.7	0.0025	1.7
Mercury	0.002	0.00020	ND	0.00020	ND	0.00020	ND	0.00020	ND	0.00020	ND	0.00020	ND	0.00020	ND	0.00020	ND	0.00020	ND	0.00020	ND
Nickel	0.1	0.0020	0.023	0.0020	0.0037	0.0020	0.0051	0.0020	0.0073	0.0020	0.0038	0.0020	0.0046	0.0020	0.0028	0.0020	0.0045	0.0020	0.0045	0.0020	0.0049
Nitrogen/Nitrate	10.0	0.10	1.9	0.10	1.5	0.10	1.2	0.10	2.0	0.10	2.1	0.10	0.41	0.10	0.67	0.10	0.90	0.10	0.90	0.10	1.2
Nitrogen/Nitrate, Nitrite	NA	0.20	1.9	0.10	1.6	0.10	1.2	0.50	2.0	0.50	2.1	0.10	0.43	0.10	0.71	0.10	0.94	0.10	0.94	0.10	1.2
Nitrogen/Nitrite	NA	0.020	ND	0.020	0.056	0.020	0.034	0.020	ND	0.020	0.028	0.020	0.022	0.020	0.039	0.020	0.038	0.020	0.038	0.020	0.032
Perchlorate	0.0049	0.0040	ND	0.0040	ND	0.0040	ND	0.0040	ND	0.0040	ND	0.0040	ND	0.0040	ND	0.0040	ND	0.0040	ND	0.0040	ND
Selenium	0.05	0.0025	0.0043	0.0025	0.0087	0.0025	0.0080	0.0025	ND	0.0025	0.0073	0.0025	0.0057	0.0025	0.0048	0.0025	0.0028	0.0025	0.0028	0.0025	0.0050
Silver	0.05	0.00050	ND	0.00050	ND	0.00050	ND	0.00050	ND	0.00050	ND	0.00050	ND	0.00050	ND	0.00050	ND	0.00050	ND	0.00050	ND
Sulfate	400.0	25	92	25	150	25	90	50	160	50	140	25	110	25	95	10	46	10	46	10	50
Thallium	0.002	0.0020	ND	0.0020	ND	0.0020	ND	0.0020	ND	0.0020	ND	0.0020	ND	0.0020	ND	0.0020	ND	0.0020	ND	0.0020	ND
Total Dissolved Solids	1,200	10	580	10	550	10	620	10	670	10	630	10	590	10	550	10	530	10	530	10	530
Vanadium	0.049	0.0050	0.012	0.0050	ND	0.0050	ND	0.0050	ND	0.0050	ND	0.0050	ND	0.0050	ND	0.0050	ND	0.0050	ND	0.0050	ND
Zinc	5.0	0.020	ND	0.020	ND	0.020	ND	0.020	ND	0.020	ND	0.020	ND	0.020	ND	0.020	ND	0.020	ND	0.020	ND
Benzene	0.005	0.00050	ND	0.00050	ND	0.00050	ND	0.00050	ND	0.00050	ND	0.00050	ND	0.00050	ND	0.00050	ND	0.00050	ND	0.00050	ND
BETX	11.705	0.0025	ND	0.0025	ND	0.0025	ND	0.0025	ND	0.0025	ND	0.0025	ND	0.0025	ND	0.0025	ND	0.0025	ND	0.0025	0.00055
pH	6.5 - 9.0	NA	6.87	NA	6.85	NA	7.02	NA	7.90	NA	7.09	NA	6.74	NA	7.16	NA	7.36	NA	7.36	NA	7.13
Temperature	NA	NA	14.99	NA	13.28	NA	11.61	NA	10.63	NA	18.61 *	NA	15.79	NA	11.11	NA	5.22	NA	5.22	NA	13.91
Conductivity	NA	NA	0.69	NA	0.71	NA	0.70	NA	0.63	NA	0.93	NA	0.83	NA	1.04	NA	0.56	NA	0.56	NA	0.70
Dissolved Oxygen	NA	NA	0.39	NA	0.19	NA	0.50	NA	1.00	NA	3.29	NA	0.77	NA	0.64	NA	3.45	NA	3.45	NA	0.88
ORP	NA	NA	63.9	NA	20.8	NA	-138.7	NA	-65.7	NA	-39.0	NA	-0.5	NA	-86.1	NA	20.3	NA	20.3	NA	-4.0

Notes: Standards obtained from IAC, Title 35, Chapter I, Part 620, Subpart D, Section 620.410 - Groundwater Quality Standards for Class I: Potable Resource Groundwater
All values are in mg/L (ppm) unless otherwise noted.

DL - Detection limit
NA - Not Applicable
ND - Not Detected
NM - Not Measured

NR - Not Required
NS - Not Sampled
^ - Denotes instrument related QC exceeds the control limits
* - Median Value

Temperature °C degrees Celsius
Conductivity ms/cm[€] millisiemens/centimeters
Dissolved Oxygen mg/L milligrams/liter
Oxygen Reduction Potential (ORP) mV millivolts

Electronic Filing: Received, Clerk's Office 11/14/2017

Sample: MW-11		Date		5/30/2013		7/30/2013		10/22/2013		3/4/2014		5/29/2014		8/26/2014		10/28/2014		2/24/2015		5/12/2015	
Parameter	Standards	DL	Result	DL	Result	DL	Result	DL	Result	DL	Result	DL	Result	DL	Result	DL	Result	DL	Result	DL	Result
Antimony	0.006	0.0030	ND	0.0030	ND	0.0030	ND	0.0030	ND	0.0030	ND	0.0030	ND	0.0030	ND	0.0030	ND	0.0030	ND	0.0030	ND
Arsenic	0.010	0.0010	0.028	0.0010	0.038	0.0010	0.038	0.0010	0.057	0.0010	0.036	0.0010	0.068	0.0010	0.045	0.0010	0.022	0.0010	0.052	0.0010	0.052
Barium	2.0	0.0025	0.15	0.0025	0.19	0.0025	0.18	0.0025	0.22	0.0025	0.16	0.0025	0.21	0.0025	0.19	0.0025	0.16	0.0025	0.16	0.0025	0.16
Beryllium	0.004	0.0010	ND ^	0.0010	ND	0.0010	ND	0.0010	ND	0.0010	ND	0.0010	ND	0.0010	ND	0.0010	ND	0.0010	ND	0.0010	ND
Boron	2.0	0.050	1.3	0.050	1.5	0.050	1.2	0.050	1.1	0.25	1.4	0.050	0.97	0.050	0.89	0.050	1.7	0.050	1.3	0.050	1.3
Cadmium	0.005	0.00050	ND	0.00050	ND	0.00050	ND	0.00050	ND	0.00050	ND	0.00050	ND	0.00050	ND	0.00050	ND	0.00050	ND	0.00050	ND
Chloride	200.0	10	79	10	110	10	79	2.0	67	2.0	70	10	120	10	91	2.0	66	2.0	65	2.0	65
Chromium	0.1	0.0050	ND	0.0050	ND	0.0050	ND	0.0050	ND	0.0050	ND	0.0050	ND	0.0050	ND	0.0050	ND	0.0050	ND	0.0050	ND
Cobalt	1.0	0.0010	0.0020	0.0010	0.0023	0.0010	0.0025	0.0010	ND	0.0010	0.0017	0.0010	0.0017	0.0010	0.0017	0.0010	0.0023	0.0010	0.0017	0.0010	0.0017
Copper	0.65	0.0020	ND	0.0020	ND	0.0020	ND	0.0020	ND	0.0020	ND	0.0020	ND ^	0.0020	ND	0.0020	ND	0.0020	ND	0.0020	ND
Cyanide	0.2	0.010	ND	0.010	ND	0.010	ND	0.010	ND	0.010	ND	0.010	ND	0.010	ND	0.010	ND	0.010	ND	0.010	ND
Fluoride	4.0	0.10	0.79	0.10	0.80	0.10	0.75	0.10	0.64	0.10	0.64	0.10	0.71	0.10	0.71	0.10	0.66	0.10	0.79	0.10	0.79
Iron	5.0	0.10	3.1	0.10	3.9	0.10	3.3	0.10	5.8	0.10	3.8	0.10	5.5	0.10	5.0	0.10	2.0	0.10	4.2	0.10	4.2
Lead	0.0075	0.00050	ND	0.00050	ND	0.00050	ND	0.00050	ND	0.00050	ND	0.00050	ND	0.00050	ND	0.00050	ND	0.00050	ND	0.00050	ND
Manganese	0.15	0.025	7.5	0.0025	8.0	0.0025	7.3	0.013	7.9	0.013	8.0	0.013	8.4	0.013	6.6	0.025	5.5	0.050	7.8	0.050	7.8
Mercury	0.002	0.00020	ND	0.00020	ND	0.00020	ND	0.00020	ND	0.00020	ND	0.00020	ND	0.00020	ND	0.00020	ND	0.00020	ND	0.00020	ND
Nickel	0.1	0.0020	0.0026	0.0020	0.0033	0.0020	0.0036	0.0020	0.0024	0.0020	ND	0.0020	ND	0.0020	0.0023	0.0020	0.0042	0.0020	0.0020	0.0020	ND
Nitrogen/Nitrate	10.0	0.10	1.1	0.10	ND	0.10	0.18	0.10	0.34	0.10	0.27	0.10	ND	0.10	ND	0.10	ND	0.10	0.52	0.10	0.52
Nitrogen/Nitrate, Nitrite	NA	0.10	1.1	0.10	ND	0.10	0.18	0.10	0.34	0.10	0.27	0.10	ND	0.10	ND^	0.10	ND	0.10	0.52	0.10	0.52
Nitrogen/Nitrite	NA	0.020	ND	0.020	ND	0.020	ND	0.020	ND	0.020	ND	0.020	ND	0.020	ND	0.020	ND	0.020	ND	0.020	ND
Perchlorate	0.0049	0.0040	ND	0.0040	ND	0.0040	ND	0.0040	ND	0.0040	ND	0.0040	ND	0.0040	ND	0.0040	ND	0.0040	ND	0.0040	ND
Selenium	0.05	0.0025	ND	0.0025	ND	0.0025	ND	0.0025	ND	0.0025	ND	0.0025	ND	0.0025	ND	0.0025	ND	0.0025	ND	0.0025	ND
Silver	0.05	0.00050	ND	0.00050	ND	0.00050	ND	0.00050	ND	0.00050	ND	0.00050	ND	0.00050	ND	0.00050	ND	0.00050	ND	0.00050	ND
Sulfate	400.0	50	240	50	280	50	180	50	210	50	170	50	200	50	200	25	120	20	130	20	130
Thallium	0.002	0.0020	ND	0.0020	ND	0.0020	ND	0.0020	ND	0.0020	ND	0.0020	ND	0.0020	ND	0.0020	ND	0.0020	ND	0.0020	ND
Total Dissolved Solids	1,200	10	850	10	980	10	770	10	760	10	660	10	860	10	790	10	700	10	710	10	710
Vanadium	0.049	0.0050	ND	0.0050	ND	0.0050	ND	0.0050	ND	0.0050	ND	0.0050	ND	0.0050	ND	0.0050	ND	0.0050	ND	0.0050	ND
Zinc	5.0	0.020	ND	0.020	ND	0.020	ND	0.020	ND	0.020	ND	0.020	ND	0.020	ND	0.020	ND	0.020	ND	0.020	ND
Benzene	0.005	0.00050	ND	0.00050	ND	0.00050	ND	0.00050	ND	0.00050	ND	0.00050	ND	0.00050	ND	0.00050	ND	0.00050	ND	0.00050	ND
BETX	11.705	0.0025	ND	0.0025	ND	0.0025	ND	0.0025	ND	0.0025	ND	0.0025	ND	0.0025	ND	0.0025	ND	0.0025	ND	0.0025	ND
pH	6.5 - 9.0	NA	6.99	NA	7.08	NA	7.23	NA	8.00	NA	7.10	NA	7.12	NA	7.37	NA	7.55	NA	7.33	NA	7.33
Temperature	NA	NA	17.00	NA	16.66	NA	13.33	NA	9.77	NA	19.35	NA	22.73	NA	16.12	NA	10.59	NA	16.31	NA	16.31
Conductivity	NA	NA	1.19	NA	1.22	NA	1.10	NA	0.92	NA	1.19	NA	1.38	NA	1.34	NA	0.91	NA	1.17	NA	1.17
Dissolved Oxygen	NA	NA	0.28	NA	0.20	NA	0.76	NA	2.38	NA	0.32	NA	0.98	NA	0.71	NA	2.74	NA	1.62	NA	1.62
ORP	NA	NA	-147.5	NA	-144.2	NA	-141.3	NA	-108.3	NA	-126.2	NA	-138.8	NA	-126.3	NA	-110.5	NA	-146.8	NA	-146.8

Notes: Standards obtained from IAC, Title 35, Chapter I, Part 620, Subpart D, Section 620.410 - Groundwater Quality Standards for Class I: Potable Resource Groundwater
All values are in mg/L (ppm) unless otherwise noted.

DL - Detection limit
NA - Not Applicable
ND - Not Detected
NM - Not Measured

NR - Not Required
NS - Not Sampled
^ - Denotes instrument related QC exceeds the control limits
* - Median Value

Temperature °C degrees Celsius
Conductivity ms/cm² millisiemens/centimeters
Dissolved Oxygen mg/L milligrams/liter
Oxygen Reduction Potential (ORP) mV millivolts

Electronic Filing: Received, Clerk's Office 11/14/2017

Sample: MW-12		Date		5/30/2013		7/29/2013		10/22/2013		3/4/2014		5/29/2014		8/26/2014		10/28/2014		2/24/2015		5/12/2015	
Parameter	Standards	DL	Result	DL	Result	DL	Result	DL	Result	DL	Result	DL	Result	DL	Result	DL	Result	DL	Result	DL	Result
Antimony	0.006	0.0030	ND	0.0030	ND	0.0030	ND	0.0030	ND	0.0030	ND	0.0030	ND	0.0030	ND	0.0030	ND	0.0030	ND	0.0030	ND
Arsenic	0.010	0.0010	0.0031	0.0010	0.016	0.0010	0.018	0.0010	0.0025	0.0010	0.0017	0.0010	0.0021	0.0010	0.0019	0.0010	ND	0.0010	ND	0.0010	0.0034
Barium	2.0	0.0025	0.091	0.0025	0.092	0.0025	0.087	0.0025	0.086	0.0025	0.073	0.0025	0.066	0.0025	0.063	0.0025	0.070	0.0025	0.070	0.0025	0.071
Beryllium	0.004	0.0010	ND ^	0.0010	ND	0.0010	ND	0.0010	ND	0.0010	ND	0.0010	ND	0.0010	ND	0.0010	ND	0.0010	ND	0.0010	ND
Boron	2.0	0.050	3.7	0.050	1.1	0.050	1.1	0.050	0.41	0.050	0.69	0.050	0.73	0.050	0.59	0.050	0.58	0.050	0.58	0.050	0.59
Cadmium	0.005	0.00050	ND	0.00050	ND	0.00050	ND	0.00050	ND	0.00050	ND	0.00050	ND	0.00050	ND	0.00050	ND	0.00050	ND	0.00050	ND
Chloride	200.0	10	200	10	190	10	180	10	220	10	220	10	210	10	200	10	210	10	210	10	230
Chromium	0.1	0.0050	ND	0.0050	ND	0.0050	ND	0.0050	ND^	0.0050	ND	0.0050	ND	0.0050	ND	0.0050	ND	0.0050	ND	0.0050	ND
Cobalt	1.0	0.0010	ND	0.0010	ND	0.0010	ND	0.0010	ND	0.0010	ND	0.0010	ND	0.0010	ND	0.0010	ND	0.0010	ND	0.0010	ND
Copper	0.65	0.0020	ND	0.0020	ND	0.0020	ND	0.0020	ND^	0.0020	ND	0.0020	ND ^	0.0020	ND	0.0020	ND	0.0020	ND	0.0020	ND
Cyanide	0.2	0.010	ND	0.010	ND	0.010	ND	0.010	ND	0.010	ND	0.010	ND	0.010	ND	0.010	ND	0.010	ND	0.010	ND
Fluoride	4.0	0.10	0.62	0.10	0.56	0.10	0.51	0.10	0.56	0.10	0.42	0.10	0.54	0.10	0.54	0.10	0.58	0.10	0.58	0.10	0.52
Iron	5.0	0.10	8.9	0.10	4.5	0.10	0.23	0.10	2.4	0.10	0.39	0.10	0.17	0.10	0.33	0.10	1.7	0.10	1.7	0.10	0.48
Lead	0.0075	0.00050	ND	0.00050	ND	0.00050	ND	0.00050	ND	0.00050	ND	0.00050	ND	0.00050	ND	0.00050	ND	0.00050	ND	0.00050	ND
Manganese	0.15	0.0025	0.24	0.0025	1.3	0.0025	1.5	0.0025	0.23	0.0025	0.65	0.0025	1.2	0.0025	1.2	0.0025	0.17	0.0025	0.17	0.0025	0.63
Mercury	0.002	0.00020	ND	0.00020	ND	0.00020	ND	0.00020	ND	0.00020	ND	0.00020	ND	0.00020	ND	0.00020	ND	0.00020	ND	0.00020	ND
Nickel	0.1	0.0020	ND	0.0020	0.0029	0.0020	0.0028	0.0020	0.0020	0.0020	0.0026	0.0020	0.0033	0.0020	0.0031	0.0020	0.0031	0.0020	0.0031	0.0020	0.0022
Nitrogen/Nitrate	10.0	0.10	ND	0.10	ND	0.10	ND	0.10	ND	0.10	ND	0.10	ND	0.10	ND	0.10	ND	0.10	ND	0.10	ND
Nitrogen/Nitrate, Nitrite	NA	0.10	ND	0.10	ND	0.10	ND	0.10	ND	0.10	ND	0.10	ND	0.10	ND^	0.10	ND	0.10	ND	0.10	ND
Nitrogen/Nitrite	NA	0.020	ND	0.020	ND	0.020	ND	0.020	ND	0.020	ND	0.020	0.048	0.020	ND	0.020	ND	0.020	ND	0.020	ND
Perchlorate	0.0049	0.0040	ND	0.0040	ND	0.0040	ND	0.0040	ND	0.0040	ND	0.0040	ND	0.0040	ND	0.0040	ND	0.0040	ND	0.0040	ND
Selenium	0.05	0.0025	ND	0.0025	ND	0.0025	ND	0.0025	ND	0.0025	ND	0.0025	ND	0.0025	ND	0.0025	ND	0.0025	ND	0.0025	ND
Silver	0.05	0.00050	ND	0.00050	ND	0.00050	ND	0.00050	ND	0.00050	ND	0.00050	ND	0.00050	ND	0.00050	ND	0.00050	ND	0.00050	ND
Sulfate	400.0	100	410	100	420	100	270	100	530	100	560	100	310	100	420	100	450	100	450	100	530
Thallium	0.002	0.0020	ND	0.0020	ND	0.0020	ND	0.0020	ND	0.0020	ND	0.0020	ND	0.0020	ND	0.0020	ND	0.0020	ND	0.0020	ND
Total Dissolved Solids	1,200	10	1200	10	1200	10	1000	10	1400	10	1300 H	10	1100	10	1000	10	1300	10	1300	10	1400
Vanadium	0.049	0.0050	ND	0.0050	ND	0.0050	ND	0.0050	ND	0.0050	ND	0.0050	ND	0.0050	ND	0.0050	ND	0.0050	ND	0.0050	ND
Zinc	5.0	0.020	ND	0.020	ND	0.020	ND	0.020	ND	0.020	ND	0.020	ND	0.020	ND	0.020	ND	0.020	ND	0.020	ND
Benzene	0.005	0.00050	ND	0.00050	ND	0.00050	ND	0.00050	ND	0.00050	ND	0.00050	ND	0.00050	ND	0.00050	ND	0.00050	ND	0.00050	ND
BETX	11.705	0.0025	ND	0.0025	ND	0.0025	ND	0.0025	ND	0.0025	ND	0.0025	ND	0.0025	ND	0.0025	ND	0.0025	ND	0.0025	ND
pH	6.5 - 9.0	NA	7.17	NA	7.29	NA	7.73	NA	7.99	NA	7.14	NA	7.37	NA	7.33	NA	7.61	NA	7.61	NA	7.49
Temperature	NA	NA	21.42	NA	17.93	NA	14.78	NA	11.22	NA	19.48	NA	22.71	NA	16.37	NA	6.11	NA	6.11	NA	18.19
Conductivity	NA	NA	1.63	NA	1.47	NA	1.20	NA	1.30	NA	1.73	NA	1.69	NA	1.55	NA	1.24	NA	1.24	NA	1.76
Dissolved Oxygen	NA	NA	1.04	NA	0.25	NA	0.20	NA	1.43	NA	1.59	NA	0.36	NA	0.36	NA	1.29	NA	1.29	NA	1.87
ORP	NA	NA	-146.5	NA	-85.9	NA	-205.6	NA	-91.9	NA	-23.6	NA	-49.2	NA	6.0	NA	-80.6	NA	-80.6	NA	-55.7

Notes: Standards obtained from IAC, Title 35, Chapter I, Part 620, Subpart D, Section 620.410 - Groundwater Quality Standards for Class I Potable Resource Groundwater
All values are in mg/L (ppm) unless otherwise noted.

DL - Detection limit
NA - Not Applicable
ND - Not Detected
NM - Not Measured

NR - Not Required
NS - Not Sampled
^ - Denotes instrument related QC exceeds the control limits
* - Median Value

Temperature °C degrees Celsius
Conductivity ms/cm² millisiemens/centimeters
Dissolved Oxygen mg/L milligrams/liter
Oxygen Reduction Potential (ORP) mV millivolts

Electronic Filing: Received, Clerk's Office 11/14/2017

Sample: MW-13		Date		5/30/2013		7/30/2013		10/22/2013		3/4/2014		5/28/2014		8/27/2014		10/29/2014		2/26/2015		5/13/2015	
Parameter	Standards	DL	Result	DL	Result	DL	Result	DL	Result	DL	Result	DL	Result	DL	Result	DL	Result	DL	Result	DL	Result
Antimony	0.006	0.0030	ND	0.0030	ND	0.0030	ND	0.0030	ND	0.0030	ND	0.0030	ND	0.0030	ND	0.0030	ND	0.0030	ND	0.0030	ND
Arsenic	0.010	0.0010	0.031	0.0010	0.029	0.0010	0.024	0.0010	0.028	0.0010	0.024	0.0010	0.031	0.0010	0.028	0.0010	0.028	0.0010	0.028	0.0010	0.033
Barium	2.0	0.0025	0.23	0.0025	0.23	0.0025	0.16	0.0025	0.21	0.0025	0.22	0.0025	0.21	0.0025	0.24	0.0025	0.24	0.0025	0.24	0.0025	0.27
Beryllium	0.004	0.0010	ND ^	0.0010	ND	0.0010	ND	0.0010	ND	0.0010	ND	0.0010	ND	0.0010	ND	0.0010	ND	0.0010	ND	0.0010	ND
Boron	2.0	0.050	1.6	0.050	3.8	0.050	3.5	0.050	2.9	0.25	3.5	0.050	3.0	0.050	2.2	0.25	3.5	0.50	3.8	0.50	3.8
Cadmium	0.005	0.00050	ND	0.00050	ND	0.00050	ND	0.00050	ND	0.00050	ND	0.00050	ND	0.00050	ND	0.00050	ND	0.00050	ND	0.00050	ND
Chloride	200.0	10	190	10	190	10	180	10	190	10	180	10	190	10	180	10	180	10	180	10	180
Chromium	0.1	0.0050	ND	0.0050	ND	0.0050	ND	0.0050	ND^	0.0050	ND	0.0050	ND	0.0050	ND	0.0050	ND	0.010	ND	0.010	ND
Cobalt	1.0	0.0010	ND	0.0010	ND	0.0010	ND	0.0010	ND	0.0010	ND	0.0010	ND	0.0010	ND	0.0010	ND	0.0010	ND	0.0010	ND
Copper	0.65	0.0020	ND	0.0020	ND	0.0020	ND	0.0020	ND^	0.0020	ND	0.0020	ND ^	0.0020	ND	0.0020	ND	0.0020	ND	0.0020	ND
Cyanide	0.2	0.010	ND	0.010	ND	0.010	ND	0.010	ND	0.010	ND	0.010	ND	0.010	ND	0.010	ND	0.010	ND	0.010	ND
Fluoride	4.0	0.10	0.39	0.10	0.39	0.10	0.39	0.10	0.36	0.10	0.35	0.10	0.40	0.10	0.40	0.10	0.37	0.10	0.37	0.10	0.39
Iron	5.0	0.10	1.3	0.10	1.6	0.10	0.29	0.10	1.8	0.10	0.74	0.10	0.63	0.10	0.98	0.10	0.69	0.10	0.69	0.10	0.92
Lead	0.0075	0.00050	ND	0.00050	ND	0.00050	ND	0.00050	ND	0.00050	ND	0.00050	ND	0.00050	ND	0.00050	ND	0.00050	ND	0.00050	ND
Manganese	0.15	0.0025	3.8	0.0025	4.0	0.0025	2.8	0.0025	2.9	0.0025	3.4	0.0025	3.5	0.0025	3.8	0.0025	3.8	0.0025	3.8	0.0025	3.9
Mercury	0.002	0.00020	ND	0.00020	ND	0.00020	ND	0.00020	ND	0.00020	ND	0.00020	ND	0.00020	ND	0.00020	ND	0.00020	ND	0.00020	ND
Nickel	0.1	0.0020	ND	0.0020	0.0027	0.0020	0.0024	0.0020	ND	0.0020	ND	0.0020	ND	0.0020	ND	0.0020	0.0020	0.0020	0.0040	0.0020	ND
Nitrogen/Nitrate	10.0	0.10	ND	0.10	ND	0.10	ND	0.10	ND	0.10	ND	0.10	ND	0.10	ND	0.10	ND	0.10	ND	0.10	ND
Nitrogen/Nitrate, Nitrite	NA	0.10	ND	0.10	ND	0.10	ND	0.10	ND	0.10	ND	0.10	ND	0.10	ND	0.10	ND	0.10	ND	0.10	ND
Nitrogen/Nitrite	NA	0.020	ND	0.020	ND	0.020	ND	0.020	ND	0.020	ND	0.020	ND	0.020	ND	0.020	ND	0.020	ND	0.020	ND
Perchlorate	0.0049	0.0040	ND	0.0040	ND	0.0040	ND	0.0040	ND	0.0040	ND	0.0040	ND	0.0040	ND	0.0040	ND	0.0040	ND	0.0040	ND
Selenium	0.05	0.0025	0.010	0.0025	0.0095	0.0025	ND	0.0025	ND	0.0025	ND	0.0025	0.0047	0.0025	0.0045	0.0025	ND	0.0025	ND	0.0025	0.012
Silver	0.05	0.00050	ND	0.00050	ND	0.00050	ND	0.00050	ND	0.00050	ND	0.00050	ND	0.00050	ND	0.00050	ND	0.00050	ND	0.00050	ND
Sulfate	400.0	250	880	250	1000	250	690	250	660	250	630	250	740	250	1400	250	1000	250	1000	250	1100
Thallium	0.002	0.0020	ND	0.0020	ND	0.0020	ND	0.0020	ND	0.0020	ND	0.0020	ND	0.0020	ND	0.0020	ND	0.0020	ND	0.0020	ND
Total Dissolved Solids	1,200	10	2000	10	2000	10	1700	10	1900	10	2100	10	2300	10	2200	10	2300	10	2300	10	2600
Vanadium	0.049	0.0050	ND	0.0050	ND	0.0050	ND	0.0050	ND	0.0050	ND	0.0050	ND	0.0050	ND	0.0050	ND	0.0050	ND	0.0050	ND
Zinc	5.0	0.020	ND	0.020	ND	0.020	ND	0.020	ND	0.020	ND	0.020	ND	0.020	ND	0.020	ND	0.020	ND	0.020	ND
Benzene	0.005	0.00050	ND	0.00050	ND	0.00050	ND	0.00050	ND	0.00050	ND	0.00050	ND	0.00050	ND	0.00050	ND	0.00050	ND	0.00050	ND
BETX	11.705	0.0025	ND	0.0025	ND	0.0025	ND	0.0025	ND	0.0025	ND	0.0025	ND	0.0025	ND	0.0025	ND	0.0025	ND	0.0025	ND
pH	6.5 - 9.0	NA	7.65	NA	7.61	NA	7.81	NA	8.67	NA	7.73	NA	7.82	NA	7.72	NA	8.20	NA	8.20	NA	7.99
Temperature	NA	NA	18.10	NA	16.26	NA	12.38	NA	12.91	NA	23.09	NA	20.49	NA	13.90	NA	9.51	NA	9.51	NA	16.67
Conductivity	NA	NA	2.12	NA	2.13	NA	1.83	NA	1.72	NA	2.63	NA	2.50	NA	3.41	NA	2.11	NA	2.11	NA	2.78
Dissolved Oxygen	NA	NA	1.16	NA	0.27	NA	0.94	NA	0.99	NA	0.93	NA	0.34	NA	0.84	NA	1.60	NA	1.60	NA	1.10
ORP	NA	NA	-177.9	NA	-171.2	NA	-189.1	NA	-190.9	NA	-44.7	NA	-128.5	NA	-140.4	NA	-161.4	NA	-161.4	NA	-175.5

Notes: Standards obtained from IAC, Title 35, Chapter I, Part 620, Subpart D, Section 620.410 - Groundwater Quality Standards for Class I Potable Resource Groundwater
All values are in mg/L (ppm) unless otherwise noted.

DL - Detection limit
NA - Not Applicable
ND - Not Detected
NM - Not Measured

NR - Not Required
NS - Not Sampled
^ - Denotes instrument related QC exceeds the control limits
* - Median Value

Temperature °C degrees Celsius
Conductivity ms/cm² millisiemens/centimeters
Dissolved Oxygen mg/L milligrams/liter
Oxygen Reduction Potential (ORP) mV millivolts

Electronic Filing: Received, Clerk's Office 11/14/2017

Sample: MW-14		Date		5/30/2013		7/30/2013		10/23/2013		3/4/2014		5/28/2014		8/28/2014		10/29/2014		2/26/2015		5/13/2015	
Parameter	Standards	DL	Result	DL	Result	DL	Result	DL	Result	DL	Result	DL	Result	DL	Result	DL	Result	DL	Result	DL	Result
Antimony	0.006	0.0030	ND	0.0030	ND	0.0030	ND	0.0030	ND	0.0030	ND	0.0030	ND	0.0030	ND	0.0030	ND	0.0030	ND	0.0030	ND
Arsenic	0.010	0.0010	0.0023	0.0010	0.0016	0.0010	ND	0.0010	0.0016	0.0010	0.0011	0.0010	0.0052	0.0010	0.0063	0.0010	0.0011	0.0010	0.0010	0.0010	0.0017
Barium	2.0	0.0025	0.053	0.0025	0.042	0.0025	0.050	0.0025	0.044	0.0025	0.033	0.0025	0.057	0.0025	0.045	0.0025	0.050	0.0025	0.025	0.0025	0.042
Beryllium	0.004	0.0010	ND ^	0.0010	ND	0.0010	ND	0.0010	ND	0.0010	ND	0.0010	ND	0.0010	ND	0.0010	ND	0.0010	ND	0.0010	ND
Boron	2.0	0.050	1.7	0.050	1.7	0.050	2.0	0.050	1.6	0.25	1.8	0.050	1.9	0.50	2.2	0.25	2.2	0.25	2.2	0.25	1.7
Cadmium	0.005	0.00050	0.00060	0.00050	0.00086	0.00050	0.00062	0.00050	0.00053	0.00050	ND	0.00050	0.00052	0.00050	ND	0.00050	ND	0.00050	ND	0.00050	0.00056
Chloride	200.0	10	160	10	190	10	190	10	220	10	140	10	190	10	180	10	180	10	180	10	180
Chromium	0.1	0.0050	ND	0.0050	ND	0.0050	ND	0.0050	ND^	0.0050	ND	0.0050	ND	0.0050	ND	0.0050	ND	0.010	ND	0.010	ND
Cobalt	1.0	0.0010	ND	0.0010	ND	0.0010	ND	0.0010	ND	0.0010	ND	0.0010	ND	0.0010	ND	0.0010	ND	0.0010	ND	0.0010	ND
Copper	0.65	0.0020	ND	0.0020	ND	0.0020	ND	0.0020	ND^	0.0020	ND	0.0020	ND ^	0.0020	ND	0.0020	ND	0.0020	ND	0.0020	ND
Cyanide	0.2	0.010	ND	0.010	ND	0.010	ND	0.010	ND	0.010	ND	0.010	ND	0.010	ND	0.010	ND	0.010	ND	0.010	ND
Fluoride	4.0	0.10	1.1	0.10	1.1	0.10	0.95	0.10	0.96	0.10	0.95	0.10	0.91	0.10	0.94	0.10	0.76	0.10	0.76	0.10	0.98
Iron	5.0	0.10	ND	0.10	ND	0.10	0.39	0.10	1.2	0.10	0.60	0.10	4.6	0.10	5.3	0.10	0.17	0.10	0.17	0.10	ND
Lead	0.0075	0.00050	ND	0.00050	ND	0.00050	ND	0.00050	ND	0.00050	ND	0.00050	ND	0.00050	0.00078	0.00050	ND	0.00050	ND	0.00050	ND
Manganese	0.15	0.0025	0.72	0.0025	0.32	0.0025	1.2	0.0025	1.3	0.0025	0.34	0.0025	1.8	0.0025	1.3	0.0025	0.15	0.0025	0.15	0.0025	0.073
Mercury	0.002	0.00020	ND	0.00020	ND	0.00020	ND	0.00020	ND	0.00020	ND	0.00020	ND	0.00020	ND	0.00020	ND	0.00020	ND	0.00020	ND
Nickel	0.1	0.0020	0.0027	0.0020	0.0073	0.0020	0.0042	0.0020	0.0032	0.0020	0.0031	0.0020	0.0033	0.0020	0.0030	0.0020	0.0045	0.0020	0.0045	0.0020	0.0036
Nitrogen/Nitrate	10.0	0.10	ND	0.10	ND	0.10	0.16	0.10	ND	0.10	0.22	0.10	ND	0.10	ND	0.10	0.24	0.10	0.24	0.10	2.4
Nitrogen/Nitrate, Nitrite	NA	0.10	ND	0.10	ND	0.10	0.18	0.10	ND	0.10	0.22	0.10	ND	0.10	ND	0.10	0.24	0.10	0.24	0.10	2.4
Nitrogen/Nitrite	NA	0.020	ND	0.020	ND	0.020	0.022	0.020	ND	0.020	ND	0.020	ND	0.020	ND	0.020	ND	0.020	ND	0.020	ND
Perchlorate	0.0049	0.0040	ND	0.0040	ND	0.0040	ND	0.0040	ND	0.0040	ND	0.0040	ND	0.0040	ND	0.0040	ND	0.0040	ND	0.0040	ND
Selenium	0.05	0.0025	ND	0.0025	ND	0.0025	ND	0.0025	0.020	0.0025	0.014	0.0025	ND	0.0025	ND	0.0025	0.023	0.0025	0.023	0.0025	0.042
Silver	0.05	0.00050	ND	0.00050	ND	0.00050	ND	0.00050	ND	0.00050	ND	0.00050	ND	0.00050	ND	0.00050	ND	0.00050	ND	0.00050	ND
Sulfate	400.0	250	800	250	900	250	840	100	680	100	720	250	1100	250	1300	250	850	250	850	250	1200
Thallium	0.002	0.0020	0.0025	0.0020	0.0043	0.0020	0.0022	0.0020	0.0023	0.0020	0.0026	0.0020	0.0023	0.0020	ND	0.0020	ND	0.0020	ND	0.0020	0.0044
Total Dissolved Solids	1,200	10	2000	10	2100	10	2100	10	1900	10	1700	10	2400	10	2200	10	2200	10	2200	13	2700
Vanadium	0.049	0.0050	ND	0.0050	ND	0.0050	ND	0.0050	ND	0.0050	ND	0.0050	ND	0.0050	ND	0.0050	ND	0.0050	ND	0.0050	ND
Zinc	5.0	0.020	ND	0.020	ND	0.020	ND	0.020	ND	0.020	ND	0.020	ND	0.020	ND	0.020	ND	0.020	ND	0.020	ND
Benzene	0.005	0.00050	ND	0.00050	ND	0.00050	ND	0.00050	ND	0.00050	ND	0.00050	ND	0.00050	ND	0.00050	ND	0.00050	ND	0.00050	ND
BETX	11.705	0.0025	ND	0.0025	ND	0.0025	ND	0.0025	ND	0.0025	ND	0.0025	ND	0.0025	ND	0.0025	ND	0.0025	ND	0.0025	ND
pH	6.5 - 9.0	NA	7.03	NA	6.93	NA	7.11	NA	7.72	NA	6.99	NA	7.17	NA	7.31	NA	7.28	NA	7.28	NA	7.04
Temperature	NA	NA	17.22	NA	16.52	NA	13.59	NA	12.83	NA	17.53	NA	20.10	NA	14.66	NA	6.67	NA	6.67	NA	16.35
Conductivity	NA	NA	1.98	NA	2.17	NA	2.10	NA	1.74	NA	2.00	NA	2.83	NA	3.49	NA	1.89	NA	1.89	NA	2.98
Dissolved Oxygen	NA	NA	0.72	NA	0.31	NA	0.51	NA	1.55	NA	0.42	NA	0.37	NA	0.66	NA	4.11	NA	4.11	NA	1.03
ORP	NA	NA	5.9	NA	2.8	NA	-146.8	NA	-77.3	NA	-26.4	NA	-41.2	NA	-105.4	NA	52.4	NA	52.4	NA	9.8

Notes: Standards obtained from IAC, Title 35, Chapter I, Part 620, Subpart D, Section 620.410 - Groundwater Quality Standards for Class I Potable Resource Groundwater
All values are in mg/L (ppm) unless otherwise noted.

DL - Detection limit
NA - Not Applicable
ND - Not Detected
NM - Not Measured

NR - Not Required
NS - Not Sampled
^ - Denotes instrument related QC exceeds the control limits
* - Median Value

Temperature °C degrees Celsius
Conductivity ms/cm² millisiemens/centimeters
Dissolved Oxygen mg/L milligrams/liter
Oxygen Reduction Potential (ORP) mV millivolts

Electronic Filing: Received, Clerk's Office 11/14/2017

Sample: MW-15		Date		5/30/2013		7/30/2013		10/23/2013		3/6/2014		5/28/2014		8/27/2014		10/28/2014		2/26/2015		5/14/2015	
Parameter	Standards	DL	Result	DL	Result	DL	Result	DL	Result	DL	Result	DL	Result	DL	Result	DL	Result	DL	Result	DL	Result
Antimony	0.006	0.0030	ND	0.0030	ND	0.0030	ND	0.0030	ND	0.0030	ND	0.0030	ND	0.0030	ND	0.0030	ND	0.0030	ND	0.0030	ND
Arsenic	0.010	0.0010	0.0037	0.0010	0.0046	0.0010	0.0066	0.0010	0.0072	0.0010	0.0019	0.0010	0.0029	0.0010	0.0059	0.0010	0.0017	0.0010	0.0010	0.0010	0.0024
Barium	2.0	0.0025	0.11	0.0025	0.080	0.0025	0.12	0.0025	0.098	0.0025	0.068	0.0025	0.14	0.0025	0.14	0.0025	0.10	0.0025	0.10	0.0025	0.12
Beryllium	0.004	0.0010	ND ^	0.0010	ND	0.0010	ND	0.0010	ND	0.0010	ND	0.0010	ND	0.0010	ND	0.0010	ND	0.0010	ND	0.0010	ND
Boron	2.0	0.050	1.5	0.050	1.6	0.050	1.2	0.050	1.1	0.25	1.2	0.050	0.95	0.050	0.74	0.25	1.1	0.25	1.1	0.25	1.4
Cadmium	0.005	0.00050	ND	0.00050	ND	0.00050	ND	0.00050	ND	0.00050	ND	0.00050	ND	0.00050	ND	0.00050	ND	0.00050	ND	0.00050	ND
Chloride	200.0	10	210	10	220	10	210	10	240	10	220	10	240	10	230	10	240	10	240	10	230
Chromium	0.1	0.0050	ND	0.0050	ND	0.0050	ND	0.0050	ND^	0.0050	ND	0.0050	ND	0.0050	ND	0.0050	ND	0.0050	ND	0.0050	ND
Cobalt	1.0	0.0010	ND	0.0010	ND	0.0010	ND	0.0010	ND	0.0010	ND	0.0010	ND	0.0010	ND	0.0010	ND	0.0010	ND	0.0010	ND
Copper	0.65	0.0020	ND	0.0020	ND	0.0020	ND	0.0020	ND^	0.0020	ND	0.0020	ND ^	0.0020	ND	0.0020	ND	0.0020	ND	0.0020	ND
Cyanide	0.2	0.010	ND	0.010	ND	0.010	ND	0.010	ND	0.010	ND	0.010	ND	0.010	ND	0.010	ND	0.010	ND	0.010	ND
Fluoride	4.0	0.10	0.65	0.10	0.78	0.10	0.71	0.10	0.78	0.10	0.65	0.10	0.67	0.10	0.71	0.10	0.64	0.10	0.64	0.10	0.47
Iron	5.0	0.10	0.83	0.10	1.3	0.10	1.1	0.10	2.0	0.10	0.37	0.10	0.78	0.10	2.1	0.10	0.28	0.10	0.28	0.10	0.44
Lead	0.0075	0.00050	ND	0.00050	ND	0.00050	ND	0.00050	ND	0.00050	ND	0.00050	ND	0.00050	ND	0.00050	ND	0.00050	ND	0.00050	ND
Manganese	0.15	0.0025	0.27	0.0025	0.30	0.0025	0.43	0.0025	0.59	0.0025	0.30	0.0025	0.95	0.0025	0.87	0.0025	0.40	0.0025	0.40	0.0025	0.42
Mercury	0.002	0.00020	ND	0.00020	ND	0.00020	ND	0.00020	ND	0.00020	ND	0.00020	ND	0.00020	ND	0.00020	ND	0.00020	ND	0.00020	ND
Nickel	0.1	0.0020	0.0072	0.0020	0.0063	0.0020	0.0052	0.0020	0.0034	0.0020	0.0047	0.0020	0.0038	0.0020	0.0037	0.0020	0.0090	0.0020	0.0020	0.0020	0.010
Nitrogen/Nitrate	10.0	0.10	ND	0.10	ND	0.10	0.22	0.10	ND	0.10	0.40	0.10	ND	0.10	ND	0.10	0.18	0.10	0.10	0.10	0.10
Nitrogen/Nitrate, Nitrite	NA	0.10	ND	0.10	ND	0.10	0.22	0.10	ND	0.10	0.40	0.10	ND	0.10	ND^	0.10	0.18	0.10	0.10	0.10	0.10
Nitrogen/Nitrite	NA	0.020	ND	0.020	ND	0.020	ND	0.020	ND	0.020	ND	0.020	0.046	0.020	ND	0.020	ND	0.020	ND	0.020	ND
Perchlorate	0.0049	0.0040	ND	0.0040	ND	0.0040	ND	0.0040	ND	0.0040	ND	0.0040	ND	0.0040	ND	0.0040	ND	0.0040	ND	0.0040	ND
Selenium	0.05	0.0025	0.0065	0.0025	ND	0.0025	0.013	0.0025	ND	0.0025	0.033	0.0025	ND	0.0025	0.0030	0.0025	0.068	0.0025	0.0025	0.0025	0.051
Silver	0.05	0.00050	ND	0.00050	ND	0.00050	ND	0.00050	ND	0.00050	ND	0.00050	ND	0.00050	ND	0.00050	ND	0.00050	ND	0.00050	ND
Sulfate	400.0	250	570	100	460	100	420	100	260	100	390	130	620	100	660	100	460	250	250	100	930
Thallium	0.002	0.0020	ND	0.0020	ND	0.0020	ND	0.0020	ND	0.0020	ND	0.0020	ND	0.0020	ND	0.0020	ND	0.0020	ND	0.0020	ND
Total Dissolved Solids	1,200	10	1700	10	1400	10	1400	10	1300	10	1300	10	1800	10	1600	10	1400	10	1400	10	2500
Vanadium	0.049	0.0050	ND	0.0050	ND	0.0050	ND	0.0050	ND	0.0050	ND	0.0050	ND	0.0050	ND	0.0050	ND	0.0050	ND	0.0050	ND
Zinc	5.0	0.020	ND	0.020	ND	0.020	ND	0.020	ND	0.020	ND	0.020	ND	0.020	ND	0.020	ND	0.020	ND	0.020	ND
Benzene	0.005	0.00050	ND	0.00050	ND	0.00050	ND	0.00050	ND	0.00050	ND	0.00050	ND	0.00050	ND	0.00050	ND	0.00050	ND	0.00050	ND
BETX	11.705	0.0025	ND	0.0025	ND	0.0025	ND	0.0025	ND	0.0025	ND	0.0025	ND	0.0025	ND	0.0025	ND	0.0025	ND	0.0025	ND
pH	6.5 - 9.0	NA	6.71	NA	6.93	NA	7.18	NA	7.75	NA	6.89	NA	7.45	NA	7.36	NA	7.53	NA	7.53	NA	7.05
Temperature	NA	NA	18.64	NA	16.91	NA	15.59	NA	14.71	NA	20.04	NA	26.66	NA	17.05	NA	7.93	NA	7.93	NA	15.57
Conductivity	NA	NA	1.97	NA	1.62	NA	1.58	NA	1.29	NA	1.80	NA	2.32	NA	2.26	NA	1.41	NA	1.41	NA	2.67
Dissolved Oxygen	NA	NA	0.40	NA	0.16	NA	0.28	NA	1.15	NA	0.65	NA	0.57	NA	0.45	NA	1.36	NA	1.36	NA	0.83
ORP	NA	NA	-9.3	NA	-48.3	NA	-180.6	NA	-141.6	NA	-8.6	NA	-30.9	NA	-84.6	NA	-34.4	NA	-34.4	NA	-25.7

Notes: Standards obtained from IAC, Title 35, Chapter I, Part 620, Subpart D, Section 620.410 - Groundwater Quality Standards for Class I: Potable Resource Groundwater
All values are in mg/L (ppm) unless otherwise noted.

DL - Detection limit
NA - Not Applicable
ND - Not Detected
NM - Not Measured

NR - Not Required
NS - Not Sampled
^ - Denotes instrument related QC exceeds the control limits
* - Median Value

Temperature °C degrees Celsius
Conductivity ms/cm² millisiemens/centimeters
Dissolved Oxygen mg/L milligrams/liter
Oxygen Reduction Potential (ORP) mV millivolts

Electronic Filing: Received, Clerk's Office 11/14/2017

Sample: MW-16		Date		5/29/2013		7/29/2013		10/22/2013		3/3/2014		5/30/2014		8/26/2014		10/30/2014		2/24/2015		5/12/2015	
Parameter	Standards	DL	Result	DL	Result	DL	Result	DL	Result	DL	Result	DL	Result	DL	Result	DL	Result	DL	Result	DL	Result
Antimony	0.006	0.0030	ND	0.0030	ND	0.0030	ND	0.0030	ND	0.0030	ND	0.0030	ND	0.0030	ND	0.0030	ND	0.0030	ND	0.0030	ND
Arsenic	0.010	0.0010	ND	0.0010	ND	0.0010	ND	0.0010	ND	0.0010	ND	0.0010	ND	0.0010	ND	0.0010	ND	0.0010	ND	0.0010	ND
Barium	2.0	0.0025	0.038	0.0025	0.035	0.0025	0.037	0.0025	0.060	0.0025	0.036	0.0025	0.035	0.0025	0.034	0.0025	0.038	0.0025	0.037	0.0025	0.037
Beryllium	0.004	0.0010	ND ^	0.0010	ND	0.0010	ND	0.0010	ND	0.0010	ND	0.0010	ND	0.0010	ND	0.0010	ND	0.0010	ND	0.0010	ND
Boron	2.0	0.050	0.20	0.050	0.26	0.050	0.35	0.050	0.17	0.050	0.17	0.050	0.15	0.050	0.14	0.050	0.17	0.050	0.15	0.050	0.15
Cadmium	0.005	0.00050	ND	0.00050	ND	0.00050	ND	0.00050	ND	0.00050	ND	0.00050	ND	0.00050	ND	0.00050	ND	0.00050	ND	0.00050	ND
Chloride	200.0	2.0	19	2.0	21	2.0	35	10	230	2.0	20	2.0	25	2.0	24	2.0	24	2.0	24	2.0	29
Chromium	0.1	0.0050	ND	0.0050	ND	0.0050	ND	0.0050	ND^	0.0050	ND	0.0050	ND	0.0050	ND	0.0050	ND	0.0050	ND	0.0050	ND
Cobalt	1.0	0.0010	ND	0.0010	ND	0.0010	ND	0.0010	ND	0.0010	ND	0.0010	ND	0.0010	ND	0.0010	ND	0.0010	ND	0.0010	ND
Copper	0.65	0.0020	ND	0.0020	ND	0.0020	ND	0.0020	ND^	0.0020	ND	0.0020	ND ^	0.0020	ND	0.0020	ND	0.0020	ND	0.0020	ND
Cyanide	0.2	0.010	ND	0.010	ND	0.010	ND	0.010	ND	0.010	ND	0.010	ND	0.010	ND	0.010	ND	0.010	ND	0.010	ND
Fluoride	4.0	0.10	ND	0.10	0.11	0.10	0.11	0.10	ND	0.10	0.11	0.10	0.11	0.10	0.10	0.10	0.10	0.10	0.10	0.10	0.11
Iron	5.0	0.10	ND	0.10	ND	0.10	ND	0.10	ND	0.10	ND	0.10	ND	0.10	ND	0.10	ND	0.10	ND	0.10	ND
Lead	0.0075	0.00050	ND	0.00050	ND	0.00050	ND	0.00050	ND	0.00050	ND	0.00050	ND	0.00050	ND	0.00050	ND	0.00050	ND	0.00050	ND
Manganese	0.15	0.0025	ND	0.0025	ND	0.0025	ND	0.0025	0.0035	0.0025	ND	0.0025	ND	0.0025	ND	0.0025	0.0025	0.0025	0.0025	0.0025	ND
Mercury	0.002	0.00020	ND	0.00020	ND	0.00020	ND	0.00020	ND	0.00020	ND	0.00020	ND	0.00020	ND	0.00020	ND	0.00020	ND	0.00020	ND
Nickel	0.1	0.0020	ND	0.0020	ND	0.0020	ND	0.0020	ND	0.0020	ND	0.0020	ND	0.0020	ND	0.0020	ND	0.0020	ND	0.0020	ND
Nitrogen/Nitrate	10.0	0.10	20	0.10	13	0.10	19	0.10	16	0.10	21	0.10	22	0.10	28	0.10	28	0.10	28	0.10	24
Nitrogen/Nitrate, Nitrite	NA	2.5	20	2.5	13	1.0	19	2.0	16	2.5	21	2.0	22	2.5	28	2.0	28	2.0	28	2.0	24
Nitrogen/Nitrite	NA	0.020	ND	0.020	ND	0.020	ND	0.020	ND	0.020	ND	0.020	ND	0.020	ND	0.020	ND	0.020	ND	0.020	ND
Perchlorate	0.0049	0.0040	ND	0.0040	ND	0.0040	ND	0.0040	ND	0.0040	ND	0.0040	ND	0.0040	ND	0.0040	ND	0.0040	ND	0.0040	ND
Selenium	0.05	0.0025	ND	0.0025	ND	0.0025	ND	0.0025	ND	0.0025	ND	0.0025	ND	0.0025	ND	0.0025	ND	0.0025	ND	0.0025	ND
Silver	0.05	0.00050	ND	0.00050	ND	0.00050	ND	0.00050	ND	0.00050	ND	0.00050	ND	0.00050	ND	0.00050	ND	0.00050	ND	0.00050	ND
Sulfate	400.0	20	50	20	55	20	55	10	34	10	40	10	35	10	54	10	27	10	27	10	33
Thallium	0.002	0.0020	ND	0.0020	ND	0.0020	ND	0.0020	ND	0.0020	ND	0.0020	ND	0.0020	ND	0.0020	ND	0.0020	ND	0.0020	ND
Total Dissolved Solids	1,200	10	460	10	440	10	540	10	800	10	390	10	440	10	510	10	490	10	490	10	530
Vanadium	0.049	0.0050	ND	0.0050	ND	0.0050	ND	0.0050	ND^	0.0050	ND	0.0050	ND	0.0050	ND	0.0050	ND	0.0050	ND	0.0050	ND
Zinc	5.0	0.020	ND	0.020	ND	0.020	ND	0.020	ND	0.020	ND	0.020	ND	0.020	ND	0.020	ND	0.020	ND	0.020	ND
Benzene	0.005	0.00050	ND	0.00050	ND	0.00050	ND	0.00050	ND	0.00050	ND	0.00050	ND	0.00050	ND	0.00050	ND	0.00050	ND	0.00050	ND
BETX	11.705	0.0025	ND	0.0025	ND	0.0025	ND	0.0025	ND	0.0025	ND	0.0025	ND	0.0025	ND	0.0025	ND	0.0025	ND	0.0025	ND
pH	6.5 - 9.0	NA	7.10	NA	7.18	NA	7.27	NA	7.85	NA	7.20	NA	7.41	NA	7.30	NA	7.56	NA	7.56	NA	7.35
Temperature	NA	NA	15.29	NA	16.61	NA	12.74	NA	9.98	NA	17.83 *	NA	22.10	NA	13.09	NA	8.21	NA	8.21	NA	12.56
Conductivity	NA	NA	0.60	NA	0.59	NA	0.63	NA	0.89	NA	0.88	NA	0.75	NA	0.94	NA	0.57	NA	0.57	NA	0.67
Dissolved Oxygen	NA	NA	6.78	NA	4.91	NA	6.24	NA	6.50	NA	6.99	NA	6.84	NA	2.05	NA	8.44	NA	8.44	NA	7.97
ORP	NA	NA	70.2	NA	24.7	NA	-83.4	NA	315.3	NA	74.8	NA	36.7	NA	-2.7	NA	95.6	NA	95.6	NA	105.0

Notes: Standards obtained from IAC, Title 35, Chapter I, Part 620, Subpart D, Section 620.410 - Groundwater Quality Standards for Class I Potable Resource Groundwater
All values are in mg/L (ppm) unless otherwise noted.

DL - Detection limit
NA - Not Applicable
ND - Not Detected
NM - Not Measured

NR - Not Required
NS - Not Sampled
^ - Denotes instrument related QC exceeds the control limits
* - Median Value

Temperature °C degrees Celcius
Conductivity ms/cm² millisiemens/centimeters
Dissolved Oxygen mg/L milligrams/liter
Oxygen Reduction Potential (ORP) mV millivolts

Electronic Filing: Received, Clerk's Office 11/14/2017

Table 3. East Yard Run-off Basin Analytical Results - Midwest Generation LLC, Powerton Station, Pekin, IL

Date	5/13/2013		7/29/2013		10/22/2013		3/4/2014		5/28/2014		8/26/2014		10/28/2014		2/24/2015		5/12/2015	
	DL	Result	DL	Result	DL	Result	DL	Result	DL	Result	DL	Result	DL	Result	DL	Result	DL	Result
Antimony	0.0030	ND	0.0030	ND	0.0030	ND	0.0030	ND	0.0030	ND	0.0030	ND	0.0030	ND	0.0030	ND	0.0030	ND
Arsenic	0.0010	0.0030	0.0010	0.0066	0.0010	0.0036	0.0010	0.0037	0.0010	0.0042	0.0010	0.0081	0.0010	0.0051	0.0010	0.0033	0.0010	0.0030
Barium	0.0025	0.16	0.0025	0.33	0.0025	0.098	0.0025	0.16	0.0025	0.085	0.0025	0.085	0.0025	0.12	0.0025	0.13	0.0025	0.13
Beryllium	0.0010	ND	0.0010	ND	0.0010	ND	0.0010	ND	0.0010	ND	0.0010	ND	0.0010	ND	0.0010	ND	0.0010	ND
Boron	0.050	0.35 ^	0.050	0.43	0.050	0.38	0.050	0.31	0.050	0.37	0.050	0.32	0.050	0.32	0.050	0.29	0.050	0.40
Cadmium	0.00050	ND	0.00050	0.0014	0.00050	ND	0.00050	ND	0.00050	ND	0.00050	ND	0.00050	ND	0.00050	ND	0.00050	ND
Chloride	10	130	10	150	10	170	10	230	10	210	10	190	10	180	10	180	10	180
Chromium	0.0050	ND	0.0050	0.021	0.0050	ND	0.0050	ND	0.0050	ND	0.0050	ND	0.0050	ND	0.0050	ND	0.0050	ND
Cobalt	0.0010	ND	0.0010	0.0023	0.0010	ND	0.0010	ND	0.0010	ND ^	0.0010	ND	0.0010	ND	0.0010	ND	0.0010	ND
Copper	0.0020	0.0057	0.0020	0.022	0.0020	0.0032	0.0020	0.0036	0.0020	0.0027	0.0020	0.0038	0.0020	0.0026	0.0020	0.0026	0.0020	0.0039
Cyanide	0.010	ND	0.010	ND	0.010	ND	0.010	ND	0.010	ND	0.010	ND	0.010	ND	0.010	ND	0.010	ND
Fluoride	0.10	0.42	0.10	0.47	0.10	0.45	0.10	0.46	0.10	0.50	0.10	0.37	0.10	0.49	0.10	0.46	0.10	0.67
Iron	0.10	0.62	0.10	6.6	0.10	2.6	0.10	0.62	0.10	ND ^	0.10	1.1	0.10	0.20	0.10	0.17	0.10	0.13
Lead	0.00050	0.0044	0.00050	0.024	0.00050	ND	0.00050	0.0024	0.00050	ND	0.00050	0.00075	0.00050	0.0058 B	0.00050	0.00071	0.00050	0.00083
Manganese	0.0025	0.060	0.0025	0.14	0.0025	0.021	0.0025	0.025	0.0025	0.018	0.0025	0.016	0.0025	0.021	0.0025	0.0083	0.0025	0.020
Mercury	0.00020	ND	0.00020	ND	0.00020	ND	0.00020	ND	0.00020	ND	0.00020	ND	0.00020	ND	0.00020	ND	0.00020	ND
Nickel	0.0020	0.0029	0.0020	0.010	0.0020	0.0027	0.0020	0.0026	0.0020	0.0026	0.0020	0.0022	0.0020	0.0022	0.0020	0.0023	0.0020	0.0040
Nitrogen/Nitrate	0.10	ND	0.10	0.14	0.10	ND	0.10	0.98	0.10	ND	0.10	ND	0.10	ND	0.10	0.97	0.10	ND
Nitrogen/Nitrate, Nitrite	0.10	ND ^	0.10	0.14	0.10	0.12	0.10	1.0	0.10	ND	0.10	0.67	0.10	ND	0.10	0.97	0.10	ND
Nitrogen/Nitrite	0.020	ND	0.020	ND	0.020	0.024	0.020	0.021	0.020	ND	0.50	1.2	0.020	ND	0.020	ND	0.020	ND
Perchlorate	0.0040	ND	0.0040	ND	0.0040	ND	0.0040	ND	0.0040	ND	0.0040	ND	0.0040	ND	0.0040	ND	0.0040	ND
Selenium	0.0025	ND	0.0025	ND	0.0025	ND	0.0025	ND	0.0025	ND	0.0025	ND	0.0025	ND	0.0025	ND	0.0025	0.0039
Silver	0.00050	ND	0.00050	ND	0.00050	ND	0.00050	ND	0.00050	ND	0.00050	ND	0.00050	ND	0.00050	ND	0.00050	ND
Sulfate	50	160	50	240	50	240	50	170	50	240	50	230	50	310	50	190	100	400
Thallium	0.0020	ND	0.0020	ND	0.0020	ND	0.0020	ND	0.0020	ND	0.0020	ND	0.0020	ND	0.0020	ND	0.0020	0.0048
Total Dissolved Solids	10	590	10	630	10	750	10	900	10	860	10	630	10	850	10	810	10	910
Vanadium	0.0050	0.0071	0.0050	0.043	0.0050	0.0066	0.0050	0.0072	0.0050	0.0091	0.0050	0.0086	0.0050	0.0075	0.0050	0.0099	0.0050	0.0062
Zinc	0.020	0.042	0.020	0.27	0.020	ND	0.020	0.028	0.020	ND	0.020	ND	0.020	ND	0.020	ND	0.020	ND
Benzene	0.00050	ND	0.00050	ND	0.00050	ND	0.00050	ND	0.00050	ND	0.00050	ND	0.00050	ND	0.00050	ND	0.00050	ND
BETX	0.00250	ND	0.00250	ND	0.00250	ND	0.00250	ND	0.0025	ND	0.0025	ND	0.0025	ND	0.0025	ND	0.0025	ND

Notes: All values are in mg/L (ppm) unless otherwise noted.
 DL - Detection limit
 B - Compound detected in blank
 ^ - Denotes instrument related QC exceeds the control limits

NA - Not Applicable
 ND - Not Detected
 NM - Not Measured
 NR - Not Required
 NS - Not Sampled

ATTACHMENT 1
Analytical Data Package(s)

TestAmerica

THE LEADER IN ENVIRONMENTAL TESTING

ANALYTICAL REPORT

TestAmerica Laboratories, Inc.

TestAmerica Chicago

2417 Bond Street

University Park, IL 60484

Tel: (708)534-5200

TestAmerica Job ID: 500-95808-1

Client Project/Site: Powerton Station Ash Ponds

For:

KPRG and Associates, Inc.

14665 West Lisbon Road,

Suite 2B

Brookfield, Wisconsin 53005

Attn: Richard Gnat



Authorized for release by:

5/28/2015 5:07:31 PM

Bonnie Stadelmann, Senior Project Manager

(708)534-5200

bonnie.stadelmann@testamericainc.com

LINKS

Review your project
results through
TotalAccess

Have a Question?



Visit us at:
www.testamericainc.com

The test results in this report meet all 2003 NELAC and 2009 TNI requirements for accredited parameters, exceptions are noted in this report. This report may not be reproduced except in full, and with written approval from the laboratory. For questions please contact the Project Manager at the e-mail address or telephone number listed on this page.

This report has been electronically signed and authorized by the signatory. Electronic signature is intended to be the legally binding equivalent of a traditionally handwritten signature.

Results relate only to the items tested and the sample(s) as received by the laboratory.
MWG13-15_49869

- 1
- 2
- 3
- 4
- 5
- 6
- 7
- 8
- 9
- 10
- 11
- 12
- 13
- 14
- 15



Table of Contents

Cover Page	1
Table of Contents	2
Case Narrative	3
Detection Summary	4
Method Summary	9
Sample Summary	10
Client Sample Results	11
Definitions	29
QC Association	30
Surrogate Summary	39
QC Sample Results	40
Chronicle	53
Certification Summary	65
Chain of Custody	66
Receipt Checklists	71

Client: KPRG and Associates, Inc.
Project/Site: Powerton Station Ash Ponds

TestAmerica Job ID: 500-95808-1

Job ID: 500-95808-1

Laboratory: TestAmerica Chicago

Narrative**Job Narrative
500-95808-1****Comments**

No additional comments.

Receipt

The samples were received on 5/12/2015 10:05 AM; the samples arrived in good condition, properly preserved and, where required, on ice. The temperatures of the 10 coolers at receipt time were 0.8° C, 2.3° C, 2.4° C, 2.4° C, 2.7° C, 2.8° C, 3.1° C, 3.2° C, 3.4° C and 3.7° C.

GC/MS VOA

No analytical or quality issues were noted, other than those described in the Definitions/Glossary page.

Metals

Method(s) 6020, 6020A: The internal standard (Tb) was used to report Pb and Tl for job MW-01 (500-95808-1) in batch 288535.

Method(s) 6020A: The low level calibration verification (CCVL) at line 121 in AD batch 288542 was outside the upper control limit for boron. The CCVI bracketed the (MB 500-288223/1-A) only and it was within control limits for all elements. The boron was reported.

Method(s) 6020A: The internal standard (Y) was used to report Cr. The internal standard (Rh) was used to report Fe and Ni for job MW-08 (500-95808-4) in batch 289108.

Method(s) 6020A: The following sample(s) was diluted due to the nature of the sample matrix: 500-95808-3, 6, 14, 15. Elevated reporting limits (RLs) are provided.

No additional analytical or quality issues were noted, other than those described above or in the Definitions/Glossary page.

Field Service / Mobile Lab

No analytical or quality issues were noted, other than those described in the Definitions/Glossary page.

General Chemistry

Method(s) 314.0: The low level check (MRL at 4ppb) associated with batch 75111 was above the upper control limit -- indicating a high bias. However, all samples associated with this QC check were non-detect. Additionally, all other quality control checks were in control. Data is being reported.

MW-01 (500-95808-1), MW-06 (500-95808-2), MW-07 (500-95808-3), MW-08 (500-95808-4), MW-09 (500-95808-5), MW-11 (500-95808-6), MW-12 (500-95808-7), MW-16 (500-95808-8), DUPLICATE (500-95808-9), MW-02 (500-95808-10), MW-03 (500-95808-11), MW-04 (500-95808-12), MW-05 (500-95808-13), MW-13 (500-95808-14), MW-14 (500-95808-15), MW-10 (500-95808-16), MW-15 (500-95808-17), (CCB 320-75111/10), (CCB 320-75111/23), (CCB 320-75111/34), (CCB 320-75111/42), (CCV 320-75111/22), (CCV 320-75111/33), (CCV 320-75111/41), (CCV 320-75111/9), (ICB 320-75111/2), (ICV 320-75111/1), (INF 320-75111/3), (LCS 320-75111/13), (MB 320-75111/12), (MRL 320-75111/5), (500-95874-B-1), (500-95874-B-1 MS) and (500-95874-B-1 MSD)

No additional analytical or quality issues were noted, other than those described above or in the Definitions/Glossary page.

Client: KPRG and Associates, Inc.
 Project/Site: Powerton Station Ash Ponds

TestAmerica Job ID: 500-95808-1

Client Sample ID: MW-01

Lab Sample ID: 500-95808-1

Analyte	Result	Qualifier	RL	MDL	Unit	Dil Fac	D	Method	Prep Type
Barium	0.038		0.0025		mg/L	1		6020A	Dissolved
Boron	0.087		0.050		mg/L	1		6020A	Dissolved
Sulfate	50		10		mg/L	2		9038	Dissolved
Chloride	67		2.0		mg/L	1		9251	Dissolved
Nitrogen, Nitrate	2.6		0.10		mg/L	1		Nitrate by calc	Dissolved
Total Dissolved Solids	450		10		mg/L	1		SM 2540C	Dissolved
Fluoride	0.23		0.10		mg/L	1		SM 4500 F C	Dissolved
Nitrogen, Nitrate Nitrite	2.6		0.20		mg/L	2		SM 4500 NO3 F	Dissolved

Client Sample ID: MW-06

Lab Sample ID: 500-95808-2

Analyte	Result	Qualifier	RL	MDL	Unit	Dil Fac	D	Method	Prep Type
Barium	0.094		0.0025		mg/L	1		6020A	Dissolved
Boron	0.35		0.050		mg/L	1		6020A	Dissolved
Iron	0.29		0.10		mg/L	1		6020A	Dissolved
Manganese	0.90		0.0025		mg/L	1		6020A	Dissolved
Sulfate	350		100		mg/L	20		9038	Dissolved
Chloride	230		10		mg/L	5		9251	Dissolved
Total Dissolved Solids	1300		10		mg/L	1		SM 2540C	Dissolved
Fluoride	0.52		0.10		mg/L	1		SM 4500 F C	Dissolved

Client Sample ID: MW-07

Lab Sample ID: 500-95808-3

Analyte	Result	Qualifier	RL	MDL	Unit	Dil Fac	D	Method	Prep Type
Arsenic	0.18		0.0010		mg/L	1		6020A	Dissolved
Barium	0.50		0.0025		mg/L	1		6020A	Dissolved
Boron	0.34		0.050		mg/L	1		6020A	Dissolved
Cobalt	0.0070		0.0010		mg/L	1		6020A	Dissolved
Iron	9.5		0.10		mg/L	1		6020A	Dissolved
Manganese	5.9		0.050		mg/L	20		6020A	Dissolved
Nickel	0.0077		0.0020		mg/L	1		6020A	Dissolved
Sulfate	55		10		mg/L	2		9038	Dissolved
Chloride	170		10		mg/L	5		9251	Dissolved
Total Dissolved Solids	1100		10		mg/L	1		SM 2540C	Dissolved
Fluoride	0.42		0.10		mg/L	1		SM 4500 F C	Dissolved

Client Sample ID: MW-08

Lab Sample ID: 500-95808-4

Analyte	Result	Qualifier	RL	MDL	Unit	Dil Fac	D	Method	Prep Type
Arsenic	0.0024		0.0010		mg/L	1		6020A	Dissolved
Barium	0.10		0.0025		mg/L	1		6020A	Dissolved
Boron	0.74		0.050		mg/L	1		6020A	Dissolved
Iron	0.12		0.10		mg/L	1		6020A	Dissolved
Manganese	0.11		0.0025		mg/L	1		6020A	Dissolved
Sulfate	160		50		mg/L	10		9038	Dissolved
Chloride	270		10		mg/L	5		9251	Dissolved
Total Dissolved Solids	1100		10		mg/L	1		SM 2540C	Dissolved
Fluoride	0.66		0.10		mg/L	1		SM 4500 F C	Dissolved

Client Sample ID: MW-09

Lab Sample ID: 500-95808-5

This Detection Summary does not include radiochemical test results.

TestAmerica Chicago

Client: KPRG and Associates, Inc.
 Project/Site: Powerton Station Ash Ponds

TestAmerica Job ID: 500-95808-1

Client Sample ID: MW-09 (Continued)

Lab Sample ID: 500-95808-5

Analyte	Result	Qualifier	RL	MDL	Unit	Dil Fac	D	Method	Prep Type
Barium	0.026		0.0025		mg/L	1		6020A	Dissolved
Boron	3.2		0.050		mg/L	1		6020A	Dissolved
Manganese	0.086		0.0025		mg/L	1		6020A	Dissolved
Selenium	0.014		0.0025		mg/L	1		6020A	Dissolved
Sulfate	140		50		mg/L	10		9038	Dissolved
Chloride	37		2.0		mg/L	1		9251	Dissolved
Nitrogen, Nitrate	9.3		0.10		mg/L	1		Nitrate by calc	Dissolved
Total Dissolved Solids	620		10		mg/L	1		SM 2540C	Dissolved
Fluoride	0.16		0.10		mg/L	1		SM 4500 F C	Dissolved
Nitrogen, Nitrate Nitrite	9.3		1.0		mg/L	10		SM 4500 NO3 F	Dissolved

Client Sample ID: MW-11

Lab Sample ID: 500-95808-6

Analyte	Result	Qualifier	RL	MDL	Unit	Dil Fac	D	Method	Prep Type
Arsenic	0.052		0.0010		mg/L	1		6020A	Dissolved
Barium	0.16		0.0025		mg/L	1		6020A	Dissolved
Boron	1.3		0.050		mg/L	1		6020A	Dissolved
Cobalt	0.0017		0.0010		mg/L	1		6020A	Dissolved
Iron	4.2		0.10		mg/L	1		6020A	Dissolved
Manganese	7.8		0.050		mg/L	20		6020A	Dissolved
Sulfate	130		20		mg/L	4		9038	Dissolved
Chloride	65		2.0		mg/L	1		9251	Dissolved
Nitrogen, Nitrate	0.52		0.10		mg/L	1		Nitrate by calc	Dissolved
Total Dissolved Solids	710		10		mg/L	1		SM 2540C	Dissolved
Fluoride	0.79		0.10		mg/L	1		SM 4500 F C	Dissolved
Nitrogen, Nitrate Nitrite	0.52		0.10		mg/L	1		SM 4500 NO3 F	Dissolved

Client Sample ID: MW-12

Lab Sample ID: 500-95808-7

Analyte	Result	Qualifier	RL	MDL	Unit	Dil Fac	D	Method	Prep Type
Arsenic	0.0034		0.0010		mg/L	1		6020A	Dissolved
Barium	0.071		0.0025		mg/L	1		6020A	Dissolved
Boron	0.59		0.050		mg/L	1		6020A	Dissolved
Iron	0.48		0.10		mg/L	1		6020A	Dissolved
Manganese	0.63		0.0025		mg/L	1		6020A	Dissolved
Nickel	0.0022		0.0020		mg/L	1		6020A	Dissolved
Sulfate	530		100		mg/L	20		9038	Dissolved
Chloride	230		10		mg/L	5		9251	Dissolved
Total Dissolved Solids	1400		10		mg/L	1		SM 2540C	Dissolved
Fluoride	0.52		0.10		mg/L	1		SM 4500 F C	Dissolved

Client Sample ID: MW-16

Lab Sample ID: 500-95808-8

Analyte	Result	Qualifier	RL	MDL	Unit	Dil Fac	D	Method	Prep Type
Barium	0.037		0.0025		mg/L	1		6020A	Dissolved
Boron	0.15		0.050		mg/L	1		6020A	Dissolved
Sulfate	33		10		mg/L	2		9038	Dissolved
Chloride	29		2.0		mg/L	1		9251	Dissolved
Nitrogen, Nitrate	24		0.10		mg/L	1		Nitrate by calc	Dissolved
Total Dissolved Solids	530		10		mg/L	1		SM 2540C	Dissolved

This Detection Summary does not include radiochemical test results.

TestAmerica Chicago

Client: KPRG and Associates, Inc.
 Project/Site: Powerton Station Ash Ponds

TestAmerica Job ID: 500-95808-1

Client Sample ID: MW-16 (Continued)

Lab Sample ID: 500-95808-8

Analyte	Result	Qualifier	RL	MDL	Unit	Dil Fac	D	Method	Prep Type
Fluoride	0.11		0.10		mg/L	1		SM 4500 F C	Dissolved
Nitrogen, Nitrate Nitrite	24		2.0		mg/L	20		SM 4500 NO3 F	Dissolved

Client Sample ID: DUPLICATE

Lab Sample ID: 500-95808-9

Analyte	Result	Qualifier	RL	MDL	Unit	Dil Fac	D	Method	Prep Type
Barium	0.037		0.0025		mg/L	1		6020A	Dissolved
Boron	0.15		0.050		mg/L	1		6020A	Dissolved
Sulfate	36		10		mg/L	2		9038	Dissolved
Chloride	28		2.0		mg/L	1		9251	Dissolved
Nitrogen, Nitrate	23		0.10		mg/L	1		Nitrate by calc	Dissolved
Total Dissolved Solids	450		10		mg/L	1		SM 2540C	Dissolved
Fluoride	0.11		0.10		mg/L	1		SM 4500 F C	Dissolved
Nitrogen, Nitrate Nitrite	23		2.0		mg/L	20		SM 4500 NO3 F	Dissolved

Client Sample ID: MW-02

Lab Sample ID: 500-95808-10

Analyte	Result	Qualifier	RL	MDL	Unit	Dil Fac	D	Method	Prep Type
Arsenic	0.0016		0.0010		mg/L	1		6020A	Dissolved
Barium	0.055		0.0025		mg/L	1		6020A	Dissolved
Boron	0.11		0.050		mg/L	1		6020A	Dissolved
Sulfate	41		10		mg/L	2		9038	Dissolved
Chloride	92		10		mg/L	5		9251	Dissolved
Nitrogen, Nitrate	1.2		0.10		mg/L	1		Nitrate by calc	Dissolved
Total Dissolved Solids	490		10		mg/L	1		SM 2540C	Dissolved
Fluoride	0.22		0.10		mg/L	1		SM 4500 F C	Dissolved
Nitrogen, Nitrate Nitrite	1.2		0.10		mg/L	1		SM 4500 NO3 F	Dissolved

Client Sample ID: MW-03

Lab Sample ID: 500-95808-11

Analyte	Result	Qualifier	RL	MDL	Unit	Dil Fac	D	Method	Prep Type
Arsenic	0.0010		0.0010		mg/L	1		6020A	Dissolved
Barium	0.045		0.0025		mg/L	1		6020A	Dissolved
Boron	0.086		0.050		mg/L	1		6020A	Dissolved
Selenium	0.0046		0.0025		mg/L	1		6020A	Dissolved
Sulfate	39		10		mg/L	2		9038	Dissolved
Chloride	48		2.0		mg/L	1		9251	Dissolved
Nitrogen, Nitrate	2.7		0.10		mg/L	1		Nitrate by calc	Dissolved
Total Dissolved Solids	380		10		mg/L	1		SM 2540C	Dissolved
Fluoride	0.22		0.10		mg/L	1		SM 4500 F C	Dissolved
Nitrogen, Nitrate Nitrite	2.7		0.20		mg/L	2		SM 4500 NO3 F	Dissolved

Client Sample ID: MW-04

Lab Sample ID: 500-95808-12

Analyte	Result	Qualifier	RL	MDL	Unit	Dil Fac	D	Method	Prep Type
Barium	0.025		0.0025		mg/L	1		6020A	Dissolved
Boron	0.80		0.050		mg/L	1		6020A	Dissolved
Sulfate	120		20		mg/L	4		9038	Dissolved
Chloride	65		2.0		mg/L	1		9251	Dissolved
Total Dissolved Solids	540		10		mg/L	1		SM 2540C	Dissolved

This Detection Summary does not include radiochemical test results.

TestAmerica Chicago

Client: KPRG and Associates, Inc.
 Project/Site: Powerton Station Ash Ponds

TestAmerica Job ID: 500-95808-1

Client Sample ID: MW-04 (Continued)

Lab Sample ID: 500-95808-12

Analyte	Result	Qualifier	RL	MDL	Unit	Dil Fac	D	Method	Prep Type
Fluoride	0.26		0.10		mg/L	1		SM 4500 F C	Dissolved

Client Sample ID: MW-05

Lab Sample ID: 500-95808-13

Analyte	Result	Qualifier	RL	MDL	Unit	Dil Fac	D	Method	Prep Type
Barium	0.055		0.0025		mg/L	1		6020A	Dissolved
Boron	0.72		0.050		mg/L	1		6020A	Dissolved
Manganese	0.0078		0.0025		mg/L	1		6020A	Dissolved
Nickel	0.0023		0.0020		mg/L	1		6020A	Dissolved
Sulfate	150		50		mg/L	10		9038	Dissolved
Chloride	120		10		mg/L	5		9251	Dissolved
Total Dissolved Solids	730		10		mg/L	1		SM 2540C	Dissolved
Fluoride	0.37		0.10		mg/L	1		SM 4500 F C	Dissolved

Client Sample ID: MW-13

Lab Sample ID: 500-95808-14

Analyte	Result	Qualifier	RL	MDL	Unit	Dil Fac	D	Method	Prep Type
Arsenic	0.033		0.0010		mg/L	1		6020A	Dissolved
Barium	0.27		0.0025		mg/L	1		6020A	Dissolved
Boron	3.8		0.50		mg/L	10		6020A	Dissolved
Iron	0.92		0.10		mg/L	1		6020A	Dissolved
Manganese	3.9		0.0025		mg/L	1		6020A	Dissolved
Selenium	0.012		0.0025		mg/L	1		6020A	Dissolved
Sulfate	1100		250		mg/L	50		9038	Dissolved
Chloride	180		10		mg/L	5		9251	Dissolved
Total Dissolved Solids	2600		10		mg/L	1		SM 2540C	Dissolved
Fluoride	0.39		0.10		mg/L	1		SM 4500 F C	Dissolved

Client Sample ID: MW-14

Lab Sample ID: 500-95808-15

Analyte	Result	Qualifier	RL	MDL	Unit	Dil Fac	D	Method	Prep Type
Arsenic	0.0017		0.0010		mg/L	1		6020A	Dissolved
Barium	0.042		0.0025		mg/L	1		6020A	Dissolved
Boron	1.7		0.25		mg/L	5		6020A	Dissolved
Cadmium	0.00056		0.00050		mg/L	1		6020A	Dissolved
Manganese	0.073		0.0025		mg/L	1		6020A	Dissolved
Nickel	0.0036		0.0020		mg/L	1		6020A	Dissolved
Selenium	0.042		0.0025		mg/L	1		6020A	Dissolved
Thallium	0.0044		0.0020		mg/L	1		6020A	Dissolved
Sulfate	1200		250		mg/L	50		9038	Dissolved
Chloride	180		10		mg/L	5		9251	Dissolved
Nitrogen, Nitrate	2.4		0.10		mg/L	1		Nitrate by calc	Dissolved
Total Dissolved Solids	2700		13		mg/L	1		SM 2540C	Dissolved
Fluoride	0.98		0.10		mg/L	1		SM 4500 F C	Dissolved
Nitrogen, Nitrate Nitrite	2.4		0.20		mg/L	2		SM 4500 NO3 F	Dissolved

Client Sample ID: MW-10

Lab Sample ID: 500-95808-16

Analyte	Result	Qualifier	RL	MDL	Unit	Dil Fac	D	Method	Prep Type
Toluene	0.00055		0.00050		mg/L	1		8260B	Total/NA

This Detection Summary does not include radiochemical test results.

TestAmerica Chicago

Client: KPRG and Associates, Inc.
 Project/Site: Powerton Station Ash Ponds

TestAmerica Job ID: 500-95808-1

Client Sample ID: MW-10 (Continued)

Lab Sample ID: 500-95808-16

Analyte	Result	Qualifier	RL	MDL	Unit	Dil Fac	D	Method	Prep Type
Arsenic	0.0011		0.0010		mg/L	1		6020A	Dissolved
Barium	0.23		0.0025		mg/L	1		6020A	Dissolved
Boron	0.64		0.050		mg/L	1		6020A	Dissolved
Cobalt	0.0019		0.0010		mg/L	1		6020A	Dissolved
Iron	0.34		0.10		mg/L	1		6020A	Dissolved
Manganese	1.7		0.0025		mg/L	1		6020A	Dissolved
Nickel	0.0049		0.0020		mg/L	1		6020A	Dissolved
Selenium	0.0050		0.0025		mg/L	1		6020A	Dissolved
Sulfate	50		10		mg/L	2		9038	Dissolved
Chloride	52		2.0		mg/L	1		9251	Dissolved
Nitrogen, Nitrate	1.2		0.10		mg/L	1		Nitrate by calc	Dissolved
Total Dissolved Solids	530		10		mg/L	1		SM 2540C	Dissolved
Fluoride	0.21		0.10		mg/L	1		SM 4500 F C	Dissolved
Nitrogen, Nitrite	0.032		0.020		mg/L	1		SM 4500 NO2 B	Dissolved
Nitrogen, Nitrate Nitrite	1.2		0.10		mg/L	1		SM 4500 NO3 F	Dissolved

Client Sample ID: MW-15

Lab Sample ID: 500-95808-17

Analyte	Result	Qualifier	RL	MDL	Unit	Dil Fac	D	Method	Prep Type
Arsenic	0.0024		0.0010		mg/L	1		6020A	Dissolved
Barium	0.12		0.0025		mg/L	1		6020A	Dissolved
Boron	1.4		0.25		mg/L	5		6020A	Dissolved
Iron	0.44		0.10		mg/L	1		6020A	Dissolved
Manganese	0.42		0.0025		mg/L	1		6020A	Dissolved
Nickel	0.010		0.0020		mg/L	1		6020A	Dissolved
Selenium	0.051		0.0025		mg/L	1		6020A	Dissolved
Sulfate	930		250		mg/L	50		9038	Dissolved
Chloride	230		10		mg/L	5		9251	Dissolved
Nitrogen, Nitrate	0.10		0.10		mg/L	1		Nitrate by calc	Dissolved
Total Dissolved Solids	2500		10		mg/L	1		SM 2540C	Dissolved
Fluoride	0.47		0.10		mg/L	1		SM 4500 F C	Dissolved
Nitrogen, Nitrate Nitrite	0.10		0.10		mg/L	1		SM 4500 NO3 F	Dissolved

Client Sample ID: Trip Blank

Lab Sample ID: 500-95808-18

No Detections.

This Detection Summary does not include radiochemical test results.

TestAmerica Chicago

Client: KPRG and Associates, Inc.
 Project/Site: Powerton Station Ash Ponds

TestAmerica Job ID: 500-95808-1

Method	Method Description	Protocol	Laboratory
8260B	Volatile Organic Compounds (GC/MS)	SW846	TAL CHI
314.0	Perchlorate (IC)	EPA	TAL SAC
6020A	Metals (ICP/MS)	SW846	TAL CHI
7470A	Mercury (CVAA)	SW846	TAL CHI
9014	Cyanide	SW846	TAL CHI
9038	Sulfate, Turbidimetric	SW846	TAL CHI
9251	Chloride	SW846	TAL CHI
Nitrate by calc	Nitrogen, Nitrate-Nitrite	SM	TAL CHI
SM 2540C	Solids, Total Dissolved (TDS)	SM	TAL CHI
SM 4500 F C	Fluoride	SM	TAL CHI
SM 4500 NO2 B	Nitrogen, Nitrite	SM	TAL CHI
SM 4500 NO3 F	Nitrogen, Nitrate	SM	TAL CHI

Protocol References:

EPA = US Environmental Protection Agency
 SM = "Standard Methods For The Examination Of Water And Wastewater",
 SW846 = "Test Methods For Evaluating Solid Waste, Physical/Chemical Methods", Third Edition, November 1986 And Its Updates.

Laboratory References:

TAL CHI = TestAmerica Chicago, 2417 Bond Street, University Park, IL 60484, TEL (708)534-5200
 TAL SAC = TestAmerica Sacramento, 880 Riverside Parkway, West Sacramento, CA 95605, TEL (916)373-5600



Client: KPRG and Associates, Inc.
 Project/Site: Powerton Station Ash Ponds

TestAmerica Job ID: 500-95808-1

Lab Sample ID	Client Sample ID	Matrix	Collected	Received
500-95808-1	MW-01	Water	05/11/15 17:00	05/12/15 10:05
500-95808-2	MW-06	Water	05/11/15 14:50	05/12/15 10:05
500-95808-3	MW-07	Water	05/11/15 15:45	05/12/15 10:05
500-95808-4	MW-08	Water	05/11/15 13:20	05/12/15 10:05
500-95808-5	MW-09	Water	05/12/15 12:10	05/13/15 09:40
500-95808-6	MW-11	Water	05/12/15 14:00	05/13/15 09:40
500-95808-7	MW-12	Water	05/12/15 15:50	05/13/15 09:40
500-95808-8	MW-16	Water	05/12/15 09:10	05/13/15 09:40
500-95808-9	DUPLICATE	Water	05/12/15 00:00	05/13/15 09:40
500-95808-10	MW-02	Water	05/13/15 09:20	05/14/15 09:40
500-95808-11	MW-03	Water	05/13/15 10:50	05/14/15 09:40
500-95808-12	MW-04	Water	05/13/15 12:40	05/14/15 09:40
500-95808-13	MW-05	Water	05/13/15 14:40	05/14/15 09:40
500-95808-14	MW-13	Water	05/13/15 16:10	05/14/15 09:40
500-95808-15	MW-14	Water	05/13/15 17:20	05/14/15 09:40
500-95808-16	MW-10	Water	05/14/15 12:18	05/15/15 07:30
500-95808-17	MW-15	Water	05/14/15 10:10	05/15/15 07:30
500-95808-18	Trip Blank	Water	05/11/15 00:00	05/15/15 07:30



Client: KPRG and Associates, Inc.
 Project/Site: Powerton Station Ash Ponds

TestAmerica Job ID: 500-95808-1

Client Sample ID: MW-01
Date Collected: 05/11/15 17:00
Date Received: 05/12/15 10:05

Lab Sample ID: 500-95808-1
Matrix: Water

Method: 8260B - Volatile Organic Compounds (GC/MS)

Analyte	Result	Qualifier	RL	MDL	Unit	D	Prepared	Analyzed	Dil Fac
Benzene	<0.00050		0.00050		mg/L			05/20/15 23:42	1
Toluene	<0.00050		0.00050		mg/L			05/20/15 23:42	1
Ethylbenzene	<0.00050		0.00050		mg/L			05/20/15 23:42	1
Xylenes, Total	<0.0010		0.0010		mg/L			05/20/15 23:42	1
Surrogate	%Recovery	Qualifier	Limits				Prepared	Analyzed	Dil Fac
1,2-Dichloroethane-d4 (Surr)	93		75 - 125					05/20/15 23:42	1
Toluene-d8 (Surr)	95		75 - 120					05/20/15 23:42	1
4-Bromofluorobenzene (Surr)	98		75 - 120					05/20/15 23:42	1
Dibromofluoromethane	102		75 - 120					05/20/15 23:42	1

Method: 314.0 - Perchlorate (IC)

Analyte	Result	Qualifier	RL	MDL	Unit	D	Prepared	Analyzed	Dil Fac
Perchlorate	<0.0040		0.0040		mg/L			05/27/15 22:39	1

Method: 6020A - Metals (ICP/MS) - Dissolved

Analyte	Result	Qualifier	RL	MDL	Unit	D	Prepared	Analyzed	Dil Fac
Antimony	<0.0030		0.0030		mg/L		05/15/15 11:10	05/18/15 12:55	1
Arsenic	<0.0010		0.0010		mg/L		05/15/15 11:10	05/18/15 12:55	1
Barium	0.038		0.0025		mg/L		05/15/15 11:10	05/18/15 12:55	1
Beryllium	<0.0010		0.0010		mg/L		05/15/15 11:10	05/18/15 13:35	1
Boron	0.087		0.050		mg/L		05/15/15 11:10	05/18/15 13:35	1
Cadmium	<0.00050		0.00050		mg/L		05/15/15 11:10	05/18/15 12:55	1
Chromium	<0.0050		0.0050		mg/L		05/15/15 11:10	05/18/15 12:55	1
Cobalt	<0.0010		0.0010		mg/L		05/15/15 11:10	05/18/15 12:55	1
Copper	<0.0020		0.0020		mg/L		05/15/15 11:10	05/18/15 12:55	1
Iron	<0.10		0.10		mg/L		05/15/15 11:10	05/18/15 12:55	1
Lead	<0.00050		0.00050		mg/L		05/15/15 11:10	05/18/15 12:55	1
Manganese	<0.0025		0.0025		mg/L		05/15/15 11:10	05/18/15 13:35	1
Nickel	<0.0020		0.0020		mg/L		05/15/15 11:10	05/18/15 12:55	1
Selenium	<0.0025		0.0025		mg/L		05/15/15 11:10	05/18/15 12:55	1
Silver	<0.00050		0.00050		mg/L		05/15/15 11:10	05/18/15 12:55	1
Thallium	<0.0020		0.0020		mg/L		05/15/15 11:10	05/18/15 12:55	1
Vanadium	<0.0050		0.0050		mg/L		05/15/15 11:10	05/18/15 12:55	1
Zinc	<0.020		0.020		mg/L		05/15/15 11:10	05/18/15 12:55	1

Method: 7470A - Mercury (CVAA) - Dissolved

Analyte	Result	Qualifier	RL	MDL	Unit	D	Prepared	Analyzed	Dil Fac
Mercury	<0.00020		0.00020		mg/L		05/15/15 11:00	05/18/15 09:27	1

General Chemistry - Dissolved

Analyte	Result	Qualifier	RL	MDL	Unit	D	Prepared	Analyzed	Dil Fac
Cyanide, Total	<0.010		0.010		mg/L		05/18/15 12:05	05/18/15 14:37	1
Sulfate	50		10		mg/L			05/19/15 07:46	2
Chloride	67		2.0		mg/L			05/17/15 18:00	1
Nitrogen, Nitrate	2.6		0.10		mg/L			05/22/15 12:19	1
Total Dissolved Solids	450		10		mg/L			05/16/15 18:47	1
Fluoride	0.23		0.10		mg/L			05/19/15 11:39	1
Nitrogen, Nitrite	<0.020		0.020		mg/L			05/12/15 16:31	1
Nitrogen, Nitrate Nitrite	2.6		0.20		mg/L			05/21/15 17:22	2

TestAmerica Chicago

Client: KPRG and Associates, Inc.
 Project/Site: Powerton Station Ash Ponds

TestAmerica Job ID: 500-95808-1

Client Sample ID: MW-06
Date Collected: 05/11/15 14:50
Date Received: 05/12/15 10:05

Lab Sample ID: 500-95808-2
Matrix: Water

Method: 8260B - Volatile Organic Compounds (GC/MS)

Analyte	Result	Qualifier	RL	MDL	Unit	D	Prepared	Analyzed	Dil Fac
Benzene	<0.00050		0.00050		mg/L			05/21/15 00:07	1
Toluene	<0.00050		0.00050		mg/L			05/21/15 00:07	1
Ethylbenzene	<0.00050		0.00050		mg/L			05/21/15 00:07	1
Xylenes, Total	<0.0010		0.0010		mg/L			05/21/15 00:07	1
Surrogate	%Recovery	Qualifier	Limits				Prepared	Analyzed	Dil Fac
1,2-Dichloroethane-d4 (Surr)	94		75 - 125					05/21/15 00:07	1
Toluene-d8 (Surr)	100		75 - 120					05/21/15 00:07	1
4-Bromofluorobenzene (Surr)	97		75 - 120					05/21/15 00:07	1
Dibromofluoromethane	100		75 - 120					05/21/15 00:07	1

Method: 314.0 - Perchlorate (IC)

Analyte	Result	Qualifier	RL	MDL	Unit	D	Prepared	Analyzed	Dil Fac
Perchlorate	<0.0040		0.0040		mg/L			05/27/15 22:54	1

Method: 6020A - Metals (ICP/MS) - Dissolved

Analyte	Result	Qualifier	RL	MDL	Unit	D	Prepared	Analyzed	Dil Fac
Antimony	<0.0030		0.0030		mg/L		05/15/15 11:10	05/18/15 13:09	1
Arsenic	<0.0010		0.0010		mg/L		05/15/15 11:10	05/18/15 13:09	1
Barium	0.094		0.0025		mg/L		05/15/15 11:10	05/18/15 13:09	1
Beryllium	<0.0010		0.0010		mg/L		05/15/15 11:10	05/18/15 13:58	1
Boron	0.35		0.050		mg/L		05/15/15 11:10	05/18/15 13:58	1
Cadmium	<0.00050		0.00050		mg/L		05/15/15 11:10	05/18/15 13:09	1
Chromium	<0.0050		0.0050		mg/L		05/15/15 11:10	05/18/15 13:09	1
Cobalt	<0.0010		0.0010		mg/L		05/15/15 11:10	05/18/15 13:09	1
Copper	<0.0020		0.0020		mg/L		05/15/15 11:10	05/18/15 13:09	1
Iron	0.29		0.10		mg/L		05/15/15 11:10	05/18/15 13:09	1
Lead	<0.00050		0.00050		mg/L		05/15/15 11:10	05/18/15 13:09	1
Manganese	0.90		0.0025		mg/L		05/15/15 11:10	05/18/15 13:58	1
Nickel	<0.0020		0.0020		mg/L		05/15/15 11:10	05/18/15 13:09	1
Selenium	<0.0025		0.0025		mg/L		05/15/15 11:10	05/18/15 13:09	1
Silver	<0.00050		0.00050		mg/L		05/15/15 11:10	05/18/15 13:09	1
Thallium	<0.0020		0.0020		mg/L		05/15/15 11:10	05/18/15 13:09	1
Vanadium	<0.0050		0.0050		mg/L		05/15/15 11:10	05/18/15 13:09	1
Zinc	<0.020		0.020		mg/L		05/15/15 11:10	05/18/15 13:09	1

Method: 7470A - Mercury (CVAA) - Dissolved

Analyte	Result	Qualifier	RL	MDL	Unit	D	Prepared	Analyzed	Dil Fac
Mercury	<0.00020		0.00020		mg/L		05/15/15 11:00	05/18/15 09:29	1

General Chemistry - Dissolved

Analyte	Result	Qualifier	RL	MDL	Unit	D	Prepared	Analyzed	Dil Fac
Cyanide, Total	<0.010		0.010		mg/L		05/18/15 12:05	05/18/15 14:38	1
Sulfate	350		100		mg/L			05/19/15 07:47	20
Chloride	230		10		mg/L			05/17/15 19:20	5
Nitrogen, Nitrate	<0.10		0.10		mg/L			05/22/15 12:19	1
Total Dissolved Solids	1300		10		mg/L			05/16/15 18:50	1
Fluoride	0.52		0.10		mg/L			05/19/15 11:42	1
Nitrogen, Nitrite	<0.020		0.020		mg/L			05/12/15 16:32	1
Nitrogen, Nitrate Nitrite	<0.10		0.10		mg/L			05/21/15 16:15	1

TestAmerica Chicago

Client: KPRG and Associates, Inc.
 Project/Site: Powerton Station Ash Ponds

TestAmerica Job ID: 500-95808-1

Client Sample ID: MW-07
Date Collected: 05/11/15 15:45
Date Received: 05/12/15 10:05

Lab Sample ID: 500-95808-3
Matrix: Water

Method: 8260B - Volatile Organic Compounds (GC/MS)

Analyte	Result	Qualifier	RL	MDL	Unit	D	Prepared	Analyzed	Dil Fac
Benzene	<0.00050		0.00050		mg/L			05/21/15 00:32	1
Toluene	<0.00050		0.00050		mg/L			05/21/15 00:32	1
Ethylbenzene	<0.00050		0.00050		mg/L			05/21/15 00:32	1
Xylenes, Total	<0.0010		0.0010		mg/L			05/21/15 00:32	1
Surrogate	%Recovery	Qualifier	Limits				Prepared	Analyzed	Dil Fac
1,2-Dichloroethane-d4 (Surr)	99		75 - 125					05/21/15 00:32	1
Toluene-d8 (Surr)	99		75 - 120					05/21/15 00:32	1
4-Bromofluorobenzene (Surr)	109		75 - 120					05/21/15 00:32	1
Dibromofluoromethane	100		75 - 120					05/21/15 00:32	1

Method: 314.0 - Perchlorate (IC)

Analyte	Result	Qualifier	RL	MDL	Unit	D	Prepared	Analyzed	Dil Fac
Perchlorate	<0.0040		0.0040		mg/L			05/27/15 23:10	1

Method: 6020A - Metals (ICP/MS) - Dissolved

Analyte	Result	Qualifier	RL	MDL	Unit	D	Prepared	Analyzed	Dil Fac
Antimony	<0.0030		0.0030		mg/L		05/15/15 11:10	05/18/15 13:11	1
Arsenic	0.18		0.0010		mg/L		05/15/15 11:10	05/18/15 13:11	1
Barium	0.50		0.0025		mg/L		05/15/15 11:10	05/18/15 13:11	1
Beryllium	<0.0010		0.0010		mg/L		05/15/15 11:10	05/18/15 14:03	1
Boron	0.34		0.050		mg/L		05/15/15 11:10	05/18/15 14:03	1
Cadmium	<0.00050		0.00050		mg/L		05/15/15 11:10	05/18/15 13:11	1
Chromium	<0.0050		0.0050		mg/L		05/15/15 11:10	05/18/15 13:11	1
Cobalt	0.0070		0.0010		mg/L		05/15/15 11:10	05/18/15 13:11	1
Copper	<0.0020		0.0020		mg/L		05/15/15 11:10	05/18/15 13:11	1
Iron	9.5		0.10		mg/L		05/15/15 11:10	05/18/15 13:11	1
Lead	<0.00050		0.00050		mg/L		05/15/15 11:10	05/18/15 13:11	1
Manganese	5.9		0.050		mg/L		05/15/15 11:10	05/21/15 12:56	20
Nickel	0.0077		0.0020		mg/L		05/15/15 11:10	05/18/15 13:11	1
Selenium	<0.0025		0.0025		mg/L		05/15/15 11:10	05/18/15 13:11	1
Silver	<0.00050		0.00050		mg/L		05/15/15 11:10	05/18/15 13:11	1
Thallium	<0.0020		0.0020		mg/L		05/15/15 11:10	05/18/15 13:11	1
Vanadium	<0.0050		0.0050		mg/L		05/15/15 11:10	05/18/15 13:11	1
Zinc	<0.020		0.020		mg/L		05/15/15 11:10	05/18/15 13:11	1

Method: 7470A - Mercury (CVAA) - Dissolved

Analyte	Result	Qualifier	RL	MDL	Unit	D	Prepared	Analyzed	Dil Fac
Mercury	<0.00020		0.00020		mg/L		05/15/15 11:00	05/18/15 09:35	1

General Chemistry - Dissolved

Analyte	Result	Qualifier	RL	MDL	Unit	D	Prepared	Analyzed	Dil Fac
Cyanide, Total	<0.010		0.010		mg/L		05/18/15 12:05	05/18/15 14:38	1
Sulfate	55		10		mg/L			05/19/15 07:48	2
Chloride	170		10		mg/L			05/17/15 19:22	5
Nitrogen, Nitrate	<0.10		0.10		mg/L			05/22/15 12:19	1
Total Dissolved Solids	1100		10		mg/L			05/16/15 18:52	1
Fluoride	0.42		0.10		mg/L			05/19/15 11:44	1
Nitrogen, Nitrite	<0.020		0.020		mg/L			05/12/15 16:33	1
Nitrogen, Nitrate Nitrite	<0.10		0.10		mg/L			05/21/15 16:17	1

TestAmerica Chicago

Client: KPRG and Associates, Inc.
 Project/Site: Powerton Station Ash Ponds

TestAmerica Job ID: 500-95808-1

Client Sample ID: MW-08
Date Collected: 05/11/15 13:20
Date Received: 05/12/15 10:05

Lab Sample ID: 500-95808-4
Matrix: Water

Method: 8260B - Volatile Organic Compounds (GC/MS)

Analyte	Result	Qualifier	RL	MDL	Unit	D	Prepared	Analyzed	Dil Fac
Benzene	<0.00050		0.00050		mg/L			05/21/15 00:57	1
Toluene	<0.00050		0.00050		mg/L			05/21/15 00:57	1
Ethylbenzene	<0.00050		0.00050		mg/L			05/21/15 00:57	1
Xylenes, Total	<0.0010		0.0010		mg/L			05/21/15 00:57	1
Surrogate	%Recovery	Qualifier	Limits				Prepared	Analyzed	Dil Fac
1,2-Dichloroethane-d4 (Surr)	94		75 - 125					05/21/15 00:57	1
Toluene-d8 (Surr)	97		75 - 120					05/21/15 00:57	1
4-Bromofluorobenzene (Surr)	95		75 - 120					05/21/15 00:57	1
Dibromofluoromethane	106		75 - 120					05/21/15 00:57	1

Method: 314.0 - Perchlorate (IC)

Analyte	Result	Qualifier	RL	MDL	Unit	D	Prepared	Analyzed	Dil Fac
Perchlorate	<0.0040		0.0040		mg/L			05/27/15 23:25	1

Method: 6020A - Metals (ICP/MS) - Dissolved

Analyte	Result	Qualifier	RL	MDL	Unit	D	Prepared	Analyzed	Dil Fac
Antimony	<0.0030		0.0030		mg/L		05/15/15 11:10	05/18/15 13:14	1
Arsenic	0.0024		0.0010		mg/L		05/15/15 11:10	05/18/15 13:14	1
Barium	0.10		0.0025		mg/L		05/15/15 11:10	05/18/15 13:14	1
Beryllium	<0.0010		0.0010		mg/L		05/15/15 11:10	05/18/15 14:22	1
Boron	0.74		0.050		mg/L		05/15/15 11:10	05/18/15 14:22	1
Cadmium	<0.00050		0.00050		mg/L		05/15/15 11:10	05/18/15 13:14	1
Chromium	<0.0050		0.0050		mg/L		05/15/15 11:10	05/21/15 12:59	1
Cobalt	<0.0010		0.0010		mg/L		05/15/15 11:10	05/18/15 14:22	1
Copper	<0.0020		0.0020		mg/L		05/15/15 11:10	05/18/15 13:14	1
Iron	0.12		0.10		mg/L		05/15/15 11:10	05/21/15 12:59	1
Lead	<0.00050		0.00050		mg/L		05/15/15 11:10	05/18/15 13:14	1
Manganese	0.11		0.0025		mg/L		05/15/15 11:10	05/18/15 14:22	1
Nickel	<0.0020		0.0020		mg/L		05/15/15 11:10	05/21/15 12:59	1
Selenium	<0.0025		0.0025		mg/L		05/15/15 11:10	05/18/15 13:14	1
Silver	<0.00050		0.00050		mg/L		05/15/15 11:10	05/18/15 13:14	1
Thallium	<0.0020		0.0020		mg/L		05/15/15 11:10	05/18/15 13:14	1
Vanadium	<0.0050		0.0050		mg/L		05/15/15 11:10	05/18/15 14:22	1
Zinc	<0.020		0.020		mg/L		05/15/15 11:10	05/18/15 13:14	1

Method: 7470A - Mercury (CVAA) - Dissolved

Analyte	Result	Qualifier	RL	MDL	Unit	D	Prepared	Analyzed	Dil Fac
Mercury	<0.00020		0.00020		mg/L		05/15/15 11:00	05/18/15 09:37	1

General Chemistry - Dissolved

Analyte	Result	Qualifier	RL	MDL	Unit	D	Prepared	Analyzed	Dil Fac
Cyanide, Total	<0.010		0.010		mg/L		05/18/15 12:05	05/18/15 14:39	1
Sulfate	160		50		mg/L			05/19/15 07:49	10
Chloride	270		10		mg/L			05/17/15 19:22	5
Nitrogen, Nitrate	<0.10		0.10		mg/L			05/22/15 12:19	1
Total Dissolved Solids	1100		10		mg/L			05/16/15 18:55	1
Fluoride	0.66		0.10		mg/L			05/19/15 11:47	1
Nitrogen, Nitrite	<0.020		0.020		mg/L			05/12/15 16:33	1
Nitrogen, Nitrate Nitrite	<0.10		0.10		mg/L			05/21/15 16:20	1

TestAmerica Chicago

Client: KPRG and Associates, Inc.
 Project/Site: Powerton Station Ash Ponds

TestAmerica Job ID: 500-95808-1

Client Sample ID: MW-09
Date Collected: 05/12/15 12:10
Date Received: 05/13/15 09:40

Lab Sample ID: 500-95808-5
Matrix: Water

Method: 8260B - Volatile Organic Compounds (GC/MS)

Analyte	Result	Qualifier	RL	MDL	Unit	D	Prepared	Analyzed	Dil Fac
Benzene	<0.00050		0.00050		mg/L			05/21/15 01:22	1
Toluene	<0.00050		0.00050		mg/L			05/21/15 01:22	1
Ethylbenzene	<0.00050		0.00050		mg/L			05/21/15 01:22	1
Xylenes, Total	<0.0010		0.0010		mg/L			05/21/15 01:22	1
Surrogate	%Recovery	Qualifier	Limits				Prepared	Analyzed	Dil Fac
1,2-Dichloroethane-d4 (Surr)	93		75 - 125					05/21/15 01:22	1
Toluene-d8 (Surr)	96		75 - 120					05/21/15 01:22	1
4-Bromofluorobenzene (Surr)	97		75 - 120					05/21/15 01:22	1
Dibromofluoromethane	103		75 - 120					05/21/15 01:22	1

Method: 314.0 - Perchlorate (IC)

Analyte	Result	Qualifier	RL	MDL	Unit	D	Prepared	Analyzed	Dil Fac
Perchlorate	<0.0040		0.0040		mg/L			05/27/15 23:41	1

Method: 6020A - Metals (ICP/MS) - Dissolved

Analyte	Result	Qualifier	RL	MDL	Unit	D	Prepared	Analyzed	Dil Fac
Antimony	<0.0030		0.0030		mg/L		05/15/15 11:10	05/18/15 13:25	1
Arsenic	<0.0010		0.0010		mg/L		05/15/15 11:10	05/18/15 13:25	1
Barium	0.026		0.0025		mg/L		05/15/15 11:10	05/18/15 13:25	1
Beryllium	<0.0010		0.0010		mg/L		05/15/15 11:10	05/18/15 14:26	1
Boron	3.2		0.050		mg/L		05/15/15 11:10	05/18/15 14:26	1
Cadmium	<0.00050		0.00050		mg/L		05/15/15 11:10	05/18/15 13:25	1
Chromium	<0.0050		0.0050		mg/L		05/15/15 11:10	05/18/15 13:25	1
Cobalt	<0.0010		0.0010		mg/L		05/15/15 11:10	05/18/15 13:25	1
Copper	<0.0020		0.0020		mg/L		05/15/15 11:10	05/18/15 13:25	1
Iron	<0.10		0.10		mg/L		05/15/15 11:10	05/18/15 13:25	1
Lead	<0.00050		0.00050		mg/L		05/15/15 11:10	05/18/15 13:25	1
Manganese	0.086		0.0025		mg/L		05/15/15 11:10	05/18/15 14:26	1
Nickel	<0.0020		0.0020		mg/L		05/15/15 11:10	05/18/15 13:25	1
Selenium	0.014		0.0025		mg/L		05/15/15 11:10	05/18/15 13:25	1
Silver	<0.00050		0.00050		mg/L		05/15/15 11:10	05/18/15 13:25	1
Thallium	<0.0020		0.0020		mg/L		05/15/15 11:10	05/18/15 13:25	1
Vanadium	<0.0050		0.0050		mg/L		05/15/15 11:10	05/18/15 13:25	1
Zinc	<0.020		0.020		mg/L		05/15/15 11:10	05/18/15 13:25	1

Method: 7470A - Mercury (CVAA) - Dissolved

Analyte	Result	Qualifier	RL	MDL	Unit	D	Prepared	Analyzed	Dil Fac
Mercury	<0.00020		0.00020		mg/L		05/15/15 11:00	05/18/15 09:39	1

General Chemistry - Dissolved

Analyte	Result	Qualifier	RL	MDL	Unit	D	Prepared	Analyzed	Dil Fac
Cyanide, Total	<0.010		0.010		mg/L		05/18/15 12:05	05/18/15 14:39	1
Sulfate	140		50		mg/L			05/19/15 07:50	10
Chloride	37		2.0		mg/L			05/17/15 18:09	1
Nitrogen, Nitrate	9.3		0.10		mg/L			05/22/15 12:19	1
Total Dissolved Solids	620		10		mg/L			05/16/15 18:57	1
Fluoride	0.16		0.10		mg/L			05/19/15 11:50	1
Nitrogen, Nitrite	<0.020		0.020		mg/L			05/13/15 17:45	1
Nitrogen, Nitrate Nitrite	9.3		1.0		mg/L			05/21/15 17:52	10

TestAmerica Chicago

Client: KPRG and Associates, Inc.
 Project/Site: Powerton Station Ash Ponds

TestAmerica Job ID: 500-95808-1

Client Sample ID: MW-11
Date Collected: 05/12/15 14:00
Date Received: 05/13/15 09:40

Lab Sample ID: 500-95808-6
Matrix: Water

Method: 8260B - Volatile Organic Compounds (GC/MS)

Analyte	Result	Qualifier	RL	MDL	Unit	D	Prepared	Analyzed	Dil Fac
Benzene	<0.00050		0.00050		mg/L			05/21/15 01:47	1
Toluene	<0.00050		0.00050		mg/L			05/21/15 01:47	1
Ethylbenzene	<0.00050		0.00050		mg/L			05/21/15 01:47	1
Xylenes, Total	<0.0010		0.0010		mg/L			05/21/15 01:47	1
Surrogate	%Recovery	Qualifier	Limits				Prepared	Analyzed	Dil Fac
1,2-Dichloroethane-d4 (Surr)	95		75 - 125					05/21/15 01:47	1
Toluene-d8 (Surr)	97		75 - 120					05/21/15 01:47	1
4-Bromofluorobenzene (Surr)	96		75 - 120					05/21/15 01:47	1
Dibromofluoromethane	106		75 - 120					05/21/15 01:47	1

Method: 314.0 - Perchlorate (IC)

Analyte	Result	Qualifier	RL	MDL	Unit	D	Prepared	Analyzed	Dil Fac
Perchlorate	<0.0040		0.0040		mg/L			05/28/15 00:27	1

Method: 6020A - Metals (ICP/MS) - Dissolved

Analyte	Result	Qualifier	RL	MDL	Unit	D	Prepared	Analyzed	Dil Fac
Antimony	<0.0030		0.0030		mg/L		05/15/15 11:10	05/18/15 13:27	1
Arsenic	0.052		0.0010		mg/L		05/15/15 11:10	05/18/15 13:27	1
Barium	0.16		0.0025		mg/L		05/15/15 11:10	05/18/15 13:27	1
Beryllium	<0.0010		0.0010		mg/L		05/15/15 11:10	05/18/15 14:31	1
Boron	1.3		0.050		mg/L		05/15/15 11:10	05/18/15 14:31	1
Cadmium	<0.00050		0.00050		mg/L		05/15/15 11:10	05/18/15 13:27	1
Chromium	<0.0050		0.0050		mg/L		05/15/15 11:10	05/18/15 13:27	1
Cobalt	0.0017		0.0010		mg/L		05/15/15 11:10	05/18/15 13:27	1
Copper	<0.0020		0.0020		mg/L		05/15/15 11:10	05/18/15 13:27	1
Iron	4.2		0.10		mg/L		05/15/15 11:10	05/18/15 13:27	1
Lead	<0.00050		0.00050		mg/L		05/15/15 11:10	05/18/15 13:27	1
Manganese	7.8		0.050		mg/L		05/15/15 11:10	05/21/15 13:02	20
Nickel	<0.0020		0.0020		mg/L		05/15/15 11:10	05/18/15 13:27	1
Selenium	<0.0025		0.0025		mg/L		05/15/15 11:10	05/18/15 13:27	1
Silver	<0.00050		0.00050		mg/L		05/15/15 11:10	05/18/15 13:27	1
Thallium	<0.0020		0.0020		mg/L		05/15/15 11:10	05/18/15 13:27	1
Vanadium	<0.0050		0.0050		mg/L		05/15/15 11:10	05/18/15 13:27	1
Zinc	<0.020		0.020		mg/L		05/15/15 11:10	05/18/15 13:27	1

Method: 7470A - Mercury (CVAA) - Dissolved

Analyte	Result	Qualifier	RL	MDL	Unit	D	Prepared	Analyzed	Dil Fac
Mercury	<0.00020		0.00020		mg/L		05/15/15 11:00	05/18/15 09:40	1

General Chemistry - Dissolved

Analyte	Result	Qualifier	RL	MDL	Unit	D	Prepared	Analyzed	Dil Fac
Cyanide, Total	<0.010		0.010		mg/L		05/18/15 12:05	05/18/15 14:40	1
Sulfate	130		20		mg/L			05/20/15 07:42	4
Chloride	65		2.0		mg/L			05/17/15 18:10	1
Nitrogen, Nitrate	0.52		0.10		mg/L			05/22/15 12:19	1
Total Dissolved Solids	710		10		mg/L			05/16/15 19:00	1
Fluoride	0.79		0.10		mg/L			05/19/15 12:02	1
Nitrogen, Nitrite	<0.020		0.020		mg/L			05/13/15 17:46	1
Nitrogen, Nitrate Nitrite	0.52		0.10		mg/L			05/21/15 16:39	1

TestAmerica Chicago

Client: KPRG and Associates, Inc.
 Project/Site: Powerton Station Ash Ponds

TestAmerica Job ID: 500-95808-1

Client Sample ID: MW-12
Date Collected: 05/12/15 15:50
Date Received: 05/13/15 09:40

Lab Sample ID: 500-95808-7
Matrix: Water

Method: 8260B - Volatile Organic Compounds (GC/MS)

Analyte	Result	Qualifier	RL	MDL	Unit	D	Prepared	Analyzed	Dil Fac
Benzene	<0.00050		0.00050		mg/L			05/21/15 02:12	1
Toluene	<0.00050		0.00050		mg/L			05/21/15 02:12	1
Ethylbenzene	<0.00050		0.00050		mg/L			05/21/15 02:12	1
Xylenes, Total	<0.0010		0.0010		mg/L			05/21/15 02:12	1
Surrogate	%Recovery	Qualifier	Limits				Prepared	Analyzed	Dil Fac
1,2-Dichloroethane-d4 (Surr)	94		75 - 125					05/21/15 02:12	1
Toluene-d8 (Surr)	98		75 - 120					05/21/15 02:12	1
4-Bromofluorobenzene (Surr)	98		75 - 120					05/21/15 02:12	1
Dibromofluoromethane	107		75 - 120					05/21/15 02:12	1

Method: 314.0 - Perchlorate (IC)

Analyte	Result	Qualifier	RL	MDL	Unit	D	Prepared	Analyzed	Dil Fac
Perchlorate	<0.0040		0.0040		mg/L			05/28/15 00:42	1

Method: 6020A - Metals (ICP/MS) - Dissolved

Analyte	Result	Qualifier	RL	MDL	Unit	D	Prepared	Analyzed	Dil Fac
Antimony	<0.0030		0.0030		mg/L		05/15/15 11:10	05/18/15 13:30	1
Arsenic	0.0034		0.0010		mg/L		05/15/15 11:10	05/18/15 13:30	1
Barium	0.071		0.0025		mg/L		05/15/15 11:10	05/18/15 13:30	1
Beryllium	<0.0010		0.0010		mg/L		05/15/15 11:10	05/18/15 14:36	1
Boron	0.59		0.050		mg/L		05/15/15 11:10	05/18/15 14:36	1
Cadmium	<0.00050		0.00050		mg/L		05/15/15 11:10	05/18/15 13:30	1
Chromium	<0.0050		0.0050		mg/L		05/15/15 11:10	05/18/15 14:36	1
Cobalt	<0.0010		0.0010		mg/L		05/15/15 11:10	05/18/15 14:36	1
Copper	<0.0020		0.0020		mg/L		05/15/15 11:10	05/18/15 13:30	1
Iron	0.48		0.10		mg/L		05/15/15 11:10	05/21/15 13:04	1
Lead	<0.00050		0.00050		mg/L		05/15/15 11:10	05/18/15 13:30	1
Manganese	0.63		0.0025		mg/L		05/15/15 11:10	05/18/15 14:36	1
Nickel	0.0022		0.0020		mg/L		05/15/15 11:10	05/21/15 13:04	1
Selenium	<0.0025		0.0025		mg/L		05/15/15 11:10	05/18/15 13:30	1
Silver	<0.00050		0.00050		mg/L		05/15/15 11:10	05/18/15 13:30	1
Thallium	<0.0020		0.0020		mg/L		05/15/15 11:10	05/18/15 13:30	1
Vanadium	<0.0050		0.0050		mg/L		05/15/15 11:10	05/18/15 14:36	1
Zinc	<0.020		0.020		mg/L		05/15/15 11:10	05/18/15 13:30	1

Method: 7470A - Mercury (CVAA) - Dissolved

Analyte	Result	Qualifier	RL	MDL	Unit	D	Prepared	Analyzed	Dil Fac
Mercury	<0.00020		0.00020		mg/L		05/15/15 11:00	05/18/15 09:42	1

General Chemistry - Dissolved

Analyte	Result	Qualifier	RL	MDL	Unit	D	Prepared	Analyzed	Dil Fac
Cyanide, Total	<0.010		0.010		mg/L		05/18/15 12:05	05/18/15 14:41	1
Sulfate	530		100		mg/L			05/20/15 07:43	20
Chloride	230		10		mg/L			05/17/15 19:23	5
Nitrogen, Nitrate	<0.10		0.10		mg/L			05/22/15 12:19	1
Total Dissolved Solids	1400		10		mg/L			05/16/15 19:02	1
Fluoride	0.52		0.10		mg/L			05/19/15 12:04	1
Nitrogen, Nitrite	<0.020		0.020		mg/L			05/13/15 17:47	1
Nitrogen, Nitrate Nitrite	<0.10		0.10		mg/L			05/21/15 16:41	1

TestAmerica Chicago

Client: KPRG and Associates, Inc.
 Project/Site: Powerton Station Ash Ponds

TestAmerica Job ID: 500-95808-1

Client Sample ID: MW-16
Date Collected: 05/12/15 09:10
Date Received: 05/13/15 09:40

Lab Sample ID: 500-95808-8
Matrix: Water

Method: 8260B - Volatile Organic Compounds (GC/MS)

Analyte	Result	Qualifier	RL	MDL	Unit	D	Prepared	Analyzed	Dil Fac
Benzene	<0.00050		0.00050		mg/L			05/21/15 02:37	1
Toluene	<0.00050		0.00050		mg/L			05/21/15 02:37	1
Ethylbenzene	<0.00050		0.00050		mg/L			05/21/15 02:37	1
Xylenes, Total	<0.0010		0.0010		mg/L			05/21/15 02:37	1
Surrogate	%Recovery	Qualifier	Limits				Prepared	Analyzed	Dil Fac
1,2-Dichloroethane-d4 (Surr)	101		75 - 125					05/21/15 02:37	1
Toluene-d8 (Surr)	97		75 - 120					05/21/15 02:37	1
4-Bromofluorobenzene (Surr)	100		75 - 120					05/21/15 02:37	1
Dibromofluoromethane	102		75 - 120					05/21/15 02:37	1

Method: 314.0 - Perchlorate (IC)

Analyte	Result	Qualifier	RL	MDL	Unit	D	Prepared	Analyzed	Dil Fac
Perchlorate	<0.0040		0.0040		mg/L			05/28/15 00:58	1

Method: 6020A - Metals (ICP/MS) - Dissolved

Analyte	Result	Qualifier	RL	MDL	Unit	D	Prepared	Analyzed	Dil Fac
Antimony	<0.0030		0.0030		mg/L		05/15/15 11:10	05/18/15 13:33	1
Arsenic	<0.0010		0.0010		mg/L		05/15/15 11:10	05/18/15 13:33	1
Barium	0.037		0.0025		mg/L		05/15/15 11:10	05/18/15 13:33	1
Beryllium	<0.0010		0.0010		mg/L		05/15/15 11:10	05/18/15 14:40	1
Boron	0.15		0.050		mg/L		05/15/15 11:10	05/18/15 14:40	1
Cadmium	<0.00050		0.00050		mg/L		05/15/15 11:10	05/18/15 13:33	1
Chromium	<0.0050		0.0050		mg/L		05/15/15 11:10	05/18/15 13:33	1
Cobalt	<0.0010		0.0010		mg/L		05/15/15 11:10	05/18/15 13:33	1
Copper	<0.0020		0.0020		mg/L		05/15/15 11:10	05/18/15 13:33	1
Iron	<0.10		0.10		mg/L		05/15/15 11:10	05/18/15 13:33	1
Lead	<0.00050		0.00050		mg/L		05/15/15 11:10	05/18/15 13:33	1
Manganese	<0.0025		0.0025		mg/L		05/15/15 11:10	05/18/15 14:40	1
Nickel	<0.0020		0.0020		mg/L		05/15/15 11:10	05/18/15 13:33	1
Selenium	<0.0025		0.0025		mg/L		05/15/15 11:10	05/18/15 13:33	1
Silver	<0.00050		0.00050		mg/L		05/15/15 11:10	05/18/15 13:33	1
Thallium	<0.0020		0.0020		mg/L		05/15/15 11:10	05/18/15 13:33	1
Vanadium	<0.0050		0.0050		mg/L		05/15/15 11:10	05/18/15 13:33	1
Zinc	<0.020		0.020		mg/L		05/15/15 11:10	05/18/15 13:33	1

Method: 7470A - Mercury (CVAA) - Dissolved

Analyte	Result	Qualifier	RL	MDL	Unit	D	Prepared	Analyzed	Dil Fac
Mercury	<0.00020		0.00020		mg/L		05/15/15 11:00	05/18/15 09:50	1

General Chemistry - Dissolved

Analyte	Result	Qualifier	RL	MDL	Unit	D	Prepared	Analyzed	Dil Fac
Cyanide, Total	<0.010		0.010		mg/L		05/18/15 12:05	05/18/15 14:41	1
Sulfate	33		10		mg/L			05/20/15 07:44	2
Chloride	29		2.0		mg/L			05/17/15 18:12	1
Nitrogen, Nitrate	24		0.10		mg/L			05/22/15 12:19	1
Total Dissolved Solids	530		10		mg/L			05/16/15 19:05	1
Fluoride	0.11		0.10		mg/L			05/19/15 12:22	1
Nitrogen, Nitrite	<0.020		0.020		mg/L			05/13/15 17:47	1
Nitrogen, Nitrate Nitrite	24		2.0		mg/L			05/21/15 17:53	20

TestAmerica Chicago

Client: KPRG and Associates, Inc.
 Project/Site: Powerton Station Ash Ponds

TestAmerica Job ID: 500-95808-1

Client Sample ID: DUPLICATE

Lab Sample ID: 500-95808-9

Date Collected: 05/12/15 00:00

Matrix: Water

Date Received: 05/13/15 09:40

Method: 8260B - Volatile Organic Compounds (GC/MS)

Analyte	Result	Qualifier	RL	MDL	Unit	D	Prepared	Analyzed	Dil Fac
Benzene	<0.00050		0.00050		mg/L			05/21/15 03:01	1
Toluene	<0.00050		0.00050		mg/L			05/21/15 03:01	1
Ethylbenzene	<0.00050		0.00050		mg/L			05/21/15 03:01	1
Xylenes, Total	<0.0010		0.0010		mg/L			05/21/15 03:01	1
Surrogate	%Recovery	Qualifier	Limits				Prepared	Analyzed	Dil Fac
1,2-Dichloroethane-d4 (Surr)	96		75 - 125					05/21/15 03:01	1
Toluene-d8 (Surr)	96		75 - 120					05/21/15 03:01	1
4-Bromofluorobenzene (Surr)	100		75 - 120					05/21/15 03:01	1
Dibromofluoromethane	102		75 - 120					05/21/15 03:01	1

Method: 314.0 - Perchlorate (IC)

Analyte	Result	Qualifier	RL	MDL	Unit	D	Prepared	Analyzed	Dil Fac
Perchlorate	<0.0040		0.0040		mg/L			05/28/15 01:13	1

Method: 6020A - Metals (ICP/MS) - Dissolved

Analyte	Result	Qualifier	RL	MDL	Unit	D	Prepared	Analyzed	Dil Fac
Antimony	<0.0030		0.0030		mg/L		05/15/15 11:10	05/18/15 13:35	1
Arsenic	<0.0010		0.0010		mg/L		05/15/15 11:10	05/18/15 13:35	1
Barium	0.037		0.0025		mg/L		05/15/15 11:10	05/18/15 13:35	1
Beryllium	<0.0010		0.0010		mg/L		05/15/15 11:10	05/18/15 14:45	1
Boron	0.15		0.050		mg/L		05/15/15 11:10	05/18/15 14:45	1
Cadmium	<0.00050		0.00050		mg/L		05/15/15 11:10	05/18/15 13:35	1
Chromium	<0.0050		0.0050		mg/L		05/15/15 11:10	05/18/15 13:35	1
Cobalt	<0.0010		0.0010		mg/L		05/15/15 11:10	05/18/15 13:35	1
Copper	<0.0020		0.0020		mg/L		05/15/15 11:10	05/18/15 13:35	1
Iron	<0.10		0.10		mg/L		05/15/15 11:10	05/18/15 13:35	1
Lead	<0.00050		0.00050		mg/L		05/15/15 11:10	05/18/15 13:35	1
Manganese	<0.0025		0.0025		mg/L		05/15/15 11:10	05/18/15 14:45	1
Nickel	<0.0020		0.0020		mg/L		05/15/15 11:10	05/18/15 13:35	1
Selenium	<0.0025		0.0025		mg/L		05/15/15 11:10	05/18/15 13:35	1
Silver	<0.00050		0.00050		mg/L		05/15/15 11:10	05/18/15 13:35	1
Thallium	<0.0020		0.0020		mg/L		05/15/15 11:10	05/18/15 13:35	1
Vanadium	<0.0050		0.0050		mg/L		05/15/15 11:10	05/18/15 13:35	1
Zinc	<0.020		0.020		mg/L		05/15/15 11:10	05/18/15 13:35	1

Method: 7470A - Mercury (CVAA) - Dissolved

Analyte	Result	Qualifier	RL	MDL	Unit	D	Prepared	Analyzed	Dil Fac
Mercury	<0.00020		0.00020		mg/L		05/15/15 11:00	05/18/15 09:52	1

General Chemistry - Dissolved

Analyte	Result	Qualifier	RL	MDL	Unit	D	Prepared	Analyzed	Dil Fac
Cyanide, Total	<0.010		0.010		mg/L		05/18/15 12:05	05/18/15 14:42	1
Sulfate	36		10		mg/L			05/20/15 07:47	2
Chloride	28		2.0		mg/L			05/17/15 18:13	1
Nitrogen, Nitrate	23		0.10		mg/L			05/22/15 12:19	1
Total Dissolved Solids	450		10		mg/L			05/16/15 19:07	1
Fluoride	0.11		0.10		mg/L			05/19/15 12:30	1
Nitrogen, Nitrite	<0.020		0.020		mg/L			05/13/15 17:47	1
Nitrogen, Nitrate Nitrite	23		2.0		mg/L			05/21/15 17:53	20

TestAmerica Chicago

Client: KPRG and Associates, Inc.
 Project/Site: Powerton Station Ash Ponds

TestAmerica Job ID: 500-95808-1

Client Sample ID: MW-02
Date Collected: 05/13/15 09:20
Date Received: 05/14/15 09:40

Lab Sample ID: 500-95808-10
Matrix: Water

Method: 8260B - Volatile Organic Compounds (GC/MS)

Analyte	Result	Qualifier	RL	MDL	Unit	D	Prepared	Analyzed	Dil Fac
Benzene	<0.00050		0.00050		mg/L			05/21/15 03:26	1
Toluene	<0.00050		0.00050		mg/L			05/21/15 03:26	1
Ethylbenzene	<0.00050		0.00050		mg/L			05/21/15 03:26	1
Xylenes, Total	<0.0010		0.0010		mg/L			05/21/15 03:26	1
Surrogate	%Recovery	Qualifier	Limits				Prepared	Analyzed	Dil Fac
1,2-Dichloroethane-d4 (Surr)	97		75 - 125					05/21/15 03:26	1
Toluene-d8 (Surr)	97		75 - 120					05/21/15 03:26	1
4-Bromofluorobenzene (Surr)	96		75 - 120					05/21/15 03:26	1
Dibromofluoromethane	103		75 - 120					05/21/15 03:26	1

Method: 314.0 - Perchlorate (IC)

Analyte	Result	Qualifier	RL	MDL	Unit	D	Prepared	Analyzed	Dil Fac
Perchlorate	<0.0040		0.0040		mg/L			05/28/15 01:29	1

Method: 6020A - Metals (ICP/MS) - Dissolved

Analyte	Result	Qualifier	RL	MDL	Unit	D	Prepared	Analyzed	Dil Fac
Antimony	<0.0030		0.0030		mg/L		05/15/15 11:10	05/18/15 13:38	1
Arsenic	0.0016		0.0010		mg/L		05/15/15 11:10	05/18/15 13:38	1
Barium	0.055		0.0025		mg/L		05/15/15 11:10	05/18/15 13:38	1
Beryllium	<0.0010		0.0010		mg/L		05/15/15 11:10	05/18/15 14:50	1
Boron	0.11		0.050		mg/L		05/15/15 11:10	05/18/15 14:50	1
Cadmium	<0.00050		0.00050		mg/L		05/15/15 11:10	05/18/15 13:38	1
Chromium	<0.0050		0.0050		mg/L		05/15/15 11:10	05/18/15 13:38	1
Cobalt	<0.0010		0.0010		mg/L		05/15/15 11:10	05/18/15 13:38	1
Copper	<0.0020		0.0020		mg/L		05/15/15 11:10	05/18/15 13:38	1
Iron	<0.10		0.10		mg/L		05/15/15 11:10	05/18/15 13:38	1
Lead	<0.00050		0.00050		mg/L		05/15/15 11:10	05/18/15 13:38	1
Manganese	<0.0025		0.0025		mg/L		05/15/15 11:10	05/18/15 14:50	1
Nickel	<0.0020		0.0020		mg/L		05/15/15 11:10	05/18/15 13:38	1
Selenium	<0.0025		0.0025		mg/L		05/15/15 11:10	05/18/15 13:38	1
Silver	<0.00050		0.00050		mg/L		05/15/15 11:10	05/18/15 13:38	1
Thallium	<0.0020		0.0020		mg/L		05/15/15 11:10	05/18/15 13:38	1
Vanadium	<0.0050		0.0050		mg/L		05/15/15 11:10	05/18/15 13:38	1
Zinc	<0.020		0.020		mg/L		05/15/15 11:10	05/18/15 13:38	1

Method: 7470A - Mercury (CVAA) - Dissolved

Analyte	Result	Qualifier	RL	MDL	Unit	D	Prepared	Analyzed	Dil Fac
Mercury	<0.00020		0.00020		mg/L		05/15/15 11:00	05/18/15 09:58	1

General Chemistry - Dissolved

Analyte	Result	Qualifier	RL	MDL	Unit	D	Prepared	Analyzed	Dil Fac
Cyanide, Total	<0.010		0.010		mg/L		05/18/15 12:05	05/18/15 14:42	1
Sulfate	41		10		mg/L			05/20/15 07:48	2
Chloride	92		10		mg/L			05/17/15 19:23	5
Nitrogen, Nitrate	1.2		0.10		mg/L			05/22/15 12:22	1
Total Dissolved Solids	490		10		mg/L			05/16/15 19:10	1
Fluoride	0.22		0.10		mg/L			05/19/15 12:42	1
Nitrogen, Nitrite	<0.020		0.020		mg/L			05/14/15 17:26	1
Nitrogen, Nitrate Nitrite	1.2		0.10		mg/L			05/21/15 16:47	1

TestAmerica Chicago

Client: KPRG and Associates, Inc.
 Project/Site: Powerton Station Ash Ponds

TestAmerica Job ID: 500-95808-1

Client Sample ID: MW-03
Date Collected: 05/13/15 10:50
Date Received: 05/14/15 09:40

Lab Sample ID: 500-95808-11
Matrix: Water

Method: 8260B - Volatile Organic Compounds (GC/MS)

Analyte	Result	Qualifier	RL	MDL	Unit	D	Prepared	Analyzed	Dil Fac
Benzene	<0.00050		0.00050		mg/L			05/21/15 03:51	1
Toluene	<0.00050		0.00050		mg/L			05/21/15 03:51	1
Ethylbenzene	<0.00050		0.00050		mg/L			05/21/15 03:51	1
Xylenes, Total	<0.0010		0.0010		mg/L			05/21/15 03:51	1
Surrogate	%Recovery	Qualifier	Limits				Prepared	Analyzed	Dil Fac
1,2-Dichloroethane-d4 (Surr)	95		75 - 125					05/21/15 03:51	1
Toluene-d8 (Surr)	97		75 - 120					05/21/15 03:51	1
4-Bromofluorobenzene (Surr)	100		75 - 120					05/21/15 03:51	1
Dibromofluoromethane	103		75 - 120					05/21/15 03:51	1

Method: 314.0 - Perchlorate (IC)

Analyte	Result	Qualifier	RL	MDL	Unit	D	Prepared	Analyzed	Dil Fac
Perchlorate	<0.0040		0.0040		mg/L			05/28/15 01:44	1

Method: 6020A - Metals (ICP/MS) - Dissolved

Analyte	Result	Qualifier	RL	MDL	Unit	D	Prepared	Analyzed	Dil Fac
Antimony	<0.0030		0.0030		mg/L		05/15/15 11:10	05/18/15 13:41	1
Arsenic	0.0010		0.0010		mg/L		05/15/15 11:10	05/18/15 13:41	1
Barium	0.045		0.0025		mg/L		05/15/15 11:10	05/18/15 13:41	1
Beryllium	<0.0010		0.0010		mg/L		05/15/15 11:10	05/18/15 14:54	1
Boron	0.086		0.050		mg/L		05/15/15 11:10	05/18/15 14:54	1
Cadmium	<0.00050		0.00050		mg/L		05/15/15 11:10	05/18/15 13:41	1
Chromium	<0.0050		0.0050		mg/L		05/15/15 11:10	05/18/15 13:41	1
Cobalt	<0.0010		0.0010		mg/L		05/15/15 11:10	05/18/15 13:41	1
Copper	<0.0020		0.0020		mg/L		05/15/15 11:10	05/18/15 13:41	1
Iron	<0.10		0.10		mg/L		05/15/15 11:10	05/18/15 13:41	1
Lead	<0.00050		0.00050		mg/L		05/15/15 11:10	05/18/15 13:41	1
Manganese	<0.0025		0.0025		mg/L		05/15/15 11:10	05/18/15 14:54	1
Nickel	<0.0020		0.0020		mg/L		05/15/15 11:10	05/18/15 13:41	1
Selenium	0.0046		0.0025		mg/L		05/15/15 11:10	05/18/15 13:41	1
Silver	<0.00050		0.00050		mg/L		05/15/15 11:10	05/18/15 13:41	1
Thallium	<0.0020		0.0020		mg/L		05/15/15 11:10	05/18/15 13:41	1
Vanadium	<0.0050		0.0050		mg/L		05/15/15 11:10	05/18/15 13:41	1
Zinc	<0.020		0.020		mg/L		05/15/15 11:10	05/18/15 13:41	1

Method: 7470A - Mercury (CVAA) - Dissolved

Analyte	Result	Qualifier	RL	MDL	Unit	D	Prepared	Analyzed	Dil Fac
Mercury	<0.00020		0.00020		mg/L		05/15/15 11:00	05/18/15 10:00	1

General Chemistry - Dissolved

Analyte	Result	Qualifier	RL	MDL	Unit	D	Prepared	Analyzed	Dil Fac
Cyanide, Total	<0.010		0.010		mg/L		05/18/15 12:05	05/18/15 14:43	1
Sulfate	39		10		mg/L			05/20/15 07:49	2
Chloride	48		2.0		mg/L			05/17/15 18:14	1
Nitrogen, Nitrate	2.7		0.10		mg/L			05/22/15 12:22	1
Total Dissolved Solids	380		10		mg/L			05/16/15 19:12	1
Fluoride	0.22		0.10		mg/L			05/19/15 12:45	1
Nitrogen, Nitrite	<0.020		0.020		mg/L			05/14/15 17:27	1
Nitrogen, Nitrate Nitrite	2.7		0.20		mg/L			05/21/15 17:26	2

TestAmerica Chicago

Client: KPRG and Associates, Inc.
 Project/Site: Powerton Station Ash Ponds

TestAmerica Job ID: 500-95808-1

Client Sample ID: MW-04
Date Collected: 05/13/15 12:40
Date Received: 05/14/15 09:40

Lab Sample ID: 500-95808-12
Matrix: Water

Method: 8260B - Volatile Organic Compounds (GC/MS)

Analyte	Result	Qualifier	RL	MDL	Unit	D	Prepared	Analyzed	Dil Fac
Benzene	<0.00050		0.00050		mg/L			05/21/15 04:16	1
Toluene	<0.00050		0.00050		mg/L			05/21/15 04:16	1
Ethylbenzene	<0.00050		0.00050		mg/L			05/21/15 04:16	1
Xylenes, Total	<0.0010		0.0010		mg/L			05/21/15 04:16	1
Surrogate	%Recovery	Qualifier	Limits				Prepared	Analyzed	Dil Fac
1,2-Dichloroethane-d4 (Surr)	95		75 - 125					05/21/15 04:16	1
Toluene-d8 (Surr)	98		75 - 120					05/21/15 04:16	1
4-Bromofluorobenzene (Surr)	97		75 - 120					05/21/15 04:16	1
Dibromofluoromethane	103		75 - 120					05/21/15 04:16	1

Method: 314.0 - Perchlorate (IC)

Analyte	Result	Qualifier	RL	MDL	Unit	D	Prepared	Analyzed	Dil Fac
Perchlorate	<0.0040		0.0040		mg/L			05/28/15 02:00	1

Method: 6020A - Metals (ICP/MS) - Dissolved

Analyte	Result	Qualifier	RL	MDL	Unit	D	Prepared	Analyzed	Dil Fac
Antimony	<0.0030		0.0030		mg/L		05/15/15 11:10	05/18/15 13:43	1
Arsenic	<0.0010		0.0010		mg/L		05/15/15 11:10	05/18/15 13:43	1
Barium	0.025		0.0025		mg/L		05/15/15 11:10	05/18/15 13:43	1
Beryllium	<0.0010		0.0010		mg/L		05/15/15 11:10	05/18/15 14:59	1
Boron	0.80		0.050		mg/L		05/15/15 11:10	05/18/15 14:59	1
Cadmium	<0.00050		0.00050		mg/L		05/15/15 11:10	05/18/15 13:43	1
Chromium	<0.0050		0.0050		mg/L		05/15/15 11:10	05/18/15 13:43	1
Cobalt	<0.0010		0.0010		mg/L		05/15/15 11:10	05/18/15 13:43	1
Copper	<0.0020		0.0020		mg/L		05/15/15 11:10	05/18/15 13:43	1
Iron	<0.10		0.10		mg/L		05/15/15 11:10	05/18/15 13:43	1
Lead	<0.00050		0.00050		mg/L		05/15/15 11:10	05/18/15 13:43	1
Manganese	<0.0025		0.0025		mg/L		05/15/15 11:10	05/18/15 14:59	1
Nickel	<0.0020		0.0020		mg/L		05/15/15 11:10	05/18/15 13:43	1
Selenium	<0.0025		0.0025		mg/L		05/15/15 11:10	05/18/15 13:43	1
Silver	<0.00050		0.00050		mg/L		05/15/15 11:10	05/18/15 13:43	1
Thallium	<0.0020		0.0020		mg/L		05/15/15 11:10	05/18/15 13:43	1
Vanadium	<0.0050		0.0050		mg/L		05/15/15 11:10	05/18/15 13:43	1
Zinc	<0.020		0.020		mg/L		05/15/15 11:10	05/18/15 13:43	1

Method: 7470A - Mercury (CVAA) - Dissolved

Analyte	Result	Qualifier	RL	MDL	Unit	D	Prepared	Analyzed	Dil Fac
Mercury	<0.00020		0.00020		mg/L		05/15/15 11:00	05/18/15 10:02	1

General Chemistry - Dissolved

Analyte	Result	Qualifier	RL	MDL	Unit	D	Prepared	Analyzed	Dil Fac
Cyanide, Total	<0.010		0.010		mg/L		05/18/15 12:05	05/18/15 14:43	1
Sulfate	120		20		mg/L			05/20/15 07:50	4
Chloride	65		2.0		mg/L			05/17/15 18:14	1
Nitrogen, Nitrate	<0.10		0.10		mg/L			05/22/15 12:22	1
Total Dissolved Solids	540		10		mg/L			05/16/15 19:15	1
Fluoride	0.26		0.10		mg/L			05/19/15 12:47	1
Nitrogen, Nitrite	<0.020		0.020		mg/L			05/14/15 17:28	1
Nitrogen, Nitrate Nitrite	<0.10		0.10		mg/L			05/21/15 16:50	1

TestAmerica Chicago

Client: KPRG and Associates, Inc.
 Project/Site: Powerton Station Ash Ponds

TestAmerica Job ID: 500-95808-1

Client Sample ID: MW-05
Date Collected: 05/13/15 14:40
Date Received: 05/14/15 09:40

Lab Sample ID: 500-95808-13
Matrix: Water

Method: 8260B - Volatile Organic Compounds (GC/MS)

Analyte	Result	Qualifier	RL	MDL	Unit	D	Prepared	Analyzed	Dil Fac
Benzene	<0.00050		0.00050		mg/L			05/21/15 04:41	1
Toluene	<0.00050		0.00050		mg/L			05/21/15 04:41	1
Ethylbenzene	<0.00050		0.00050		mg/L			05/21/15 04:41	1
Xylenes, Total	<0.0010		0.0010		mg/L			05/21/15 04:41	1
Surrogate	%Recovery	Qualifier	Limits				Prepared	Analyzed	Dil Fac
1,2-Dichloroethane-d4 (Surr)	94		75 - 125					05/21/15 04:41	1
Toluene-d8 (Surr)	97		75 - 120					05/21/15 04:41	1
4-Bromofluorobenzene (Surr)	99		75 - 120					05/21/15 04:41	1
Dibromofluoromethane	103		75 - 120					05/21/15 04:41	1

Method: 314.0 - Perchlorate (IC)

Analyte	Result	Qualifier	RL	MDL	Unit	D	Prepared	Analyzed	Dil Fac
Perchlorate	<0.0040		0.0040		mg/L			05/28/15 02:15	1

Method: 6020A - Metals (ICP/MS) - Dissolved

Analyte	Result	Qualifier	RL	MDL	Unit	D	Prepared	Analyzed	Dil Fac
Antimony	<0.0030		0.0030		mg/L		05/15/15 11:10	05/18/15 13:46	1
Arsenic	<0.0010		0.0010		mg/L		05/15/15 11:10	05/18/15 13:46	1
Barium	0.055		0.0025		mg/L		05/15/15 11:10	05/18/15 13:46	1
Beryllium	<0.0010		0.0010		mg/L		05/15/15 11:10	05/18/15 15:04	1
Boron	0.72		0.050		mg/L		05/15/15 11:10	05/18/15 15:04	1
Cadmium	<0.00050		0.00050		mg/L		05/15/15 11:10	05/18/15 13:46	1
Chromium	<0.0050		0.0050		mg/L		05/15/15 11:10	05/18/15 13:46	1
Cobalt	<0.0010		0.0010		mg/L		05/15/15 11:10	05/18/15 13:46	1
Copper	<0.0020		0.0020		mg/L		05/15/15 11:10	05/18/15 13:46	1
Iron	<0.10		0.10		mg/L		05/15/15 11:10	05/18/15 13:46	1
Lead	<0.00050		0.00050		mg/L		05/15/15 11:10	05/18/15 13:46	1
Manganese	0.0078		0.0025		mg/L		05/15/15 11:10	05/18/15 15:04	1
Nickel	0.0023		0.0020		mg/L		05/15/15 11:10	05/18/15 13:46	1
Selenium	<0.0025		0.0025		mg/L		05/15/15 11:10	05/18/15 13:46	1
Silver	<0.00050		0.00050		mg/L		05/15/15 11:10	05/18/15 13:46	1
Thallium	<0.0020		0.0020		mg/L		05/15/15 11:10	05/18/15 13:46	1
Vanadium	<0.0050		0.0050		mg/L		05/15/15 11:10	05/18/15 13:46	1
Zinc	<0.020		0.020		mg/L		05/15/15 11:10	05/18/15 13:46	1

Method: 7470A - Mercury (CVAA) - Dissolved

Analyte	Result	Qualifier	RL	MDL	Unit	D	Prepared	Analyzed	Dil Fac
Mercury	<0.00020		0.00020		mg/L		05/15/15 11:00	05/18/15 10:04	1

General Chemistry - Dissolved

Analyte	Result	Qualifier	RL	MDL	Unit	D	Prepared	Analyzed	Dil Fac
Cyanide, Total	<0.010		0.010		mg/L		05/18/15 15:30	05/18/15 17:51	1
Sulfate	150		50		mg/L			05/20/15 07:51	10
Chloride	120		10		mg/L			05/17/15 19:24	5
Nitrogen, Nitrate	<0.10		0.10		mg/L			05/22/15 12:22	1
Total Dissolved Solids	730		10		mg/L			05/16/15 19:17	1
Fluoride	0.37		0.10		mg/L			05/19/15 12:50	1
Nitrogen, Nitrite	<0.020		0.020		mg/L			05/14/15 17:28	1
Nitrogen, Nitrate Nitrite	<0.10		0.10		mg/L			05/21/15 16:51	1

TestAmerica Chicago

Client: KPRG and Associates, Inc.
 Project/Site: Powerton Station Ash Ponds

TestAmerica Job ID: 500-95808-1

Client Sample ID: MW-13
Date Collected: 05/13/15 16:10
Date Received: 05/14/15 09:40

Lab Sample ID: 500-95808-14
Matrix: Water

Method: 8260B - Volatile Organic Compounds (GC/MS)

Analyte	Result	Qualifier	RL	MDL	Unit	D	Prepared	Analyzed	Dil Fac
Benzene	<0.00050		0.00050		mg/L			05/21/15 05:06	1
Toluene	<0.00050		0.00050		mg/L			05/21/15 05:06	1
Ethylbenzene	<0.00050		0.00050		mg/L			05/21/15 05:06	1
Xylenes, Total	<0.0010		0.0010		mg/L			05/21/15 05:06	1
Surrogate	%Recovery	Qualifier	Limits				Prepared	Analyzed	Dil Fac
1,2-Dichloroethane-d4 (Surr)	94		75 - 125					05/21/15 05:06	1
Toluene-d8 (Surr)	95		75 - 120					05/21/15 05:06	1
4-Bromofluorobenzene (Surr)	97		75 - 120					05/21/15 05:06	1
Dibromofluoromethane	105		75 - 120					05/21/15 05:06	1

Method: 314.0 - Perchlorate (IC)

Analyte	Result	Qualifier	RL	MDL	Unit	D	Prepared	Analyzed	Dil Fac
Perchlorate	<0.0040		0.0040		mg/L			05/28/15 03:17	1

Method: 6020A - Metals (ICP/MS) - Dissolved

Analyte	Result	Qualifier	RL	MDL	Unit	D	Prepared	Analyzed	Dil Fac
Antimony	<0.0030		0.0030		mg/L		05/15/15 11:10	05/18/15 13:49	1
Arsenic	0.033		0.0010		mg/L		05/15/15 11:10	05/18/15 13:49	1
Barium	0.27		0.0025		mg/L		05/15/15 11:10	05/18/15 13:49	1
Beryllium	<0.0010		0.0010		mg/L		05/15/15 11:10	05/18/15 15:22	1
Boron	3.8		0.50		mg/L		05/15/15 11:10	05/20/15 15:22	10
Cadmium	<0.00050		0.00050		mg/L		05/15/15 11:10	05/18/15 13:49	1
Chromium	<0.010		0.010		mg/L		05/15/15 11:10	05/21/15 13:16	2
Cobalt	<0.0010		0.0010		mg/L		05/15/15 11:10	05/18/15 15:22	1
Copper	<0.0020		0.0020		mg/L		05/15/15 11:10	05/18/15 13:49	1
Iron	0.92		0.10		mg/L		05/15/15 11:10	05/21/15 13:07	1
Lead	<0.00050		0.00050		mg/L		05/15/15 11:10	05/18/15 13:49	1
Manganese	3.9		0.0025		mg/L		05/15/15 11:10	05/18/15 15:22	1
Nickel	<0.0020		0.0020		mg/L		05/15/15 11:10	05/21/15 13:07	1
Selenium	0.012		0.0025		mg/L		05/15/15 11:10	05/18/15 13:49	1
Silver	<0.00050		0.00050		mg/L		05/15/15 11:10	05/18/15 13:49	1
Thallium	<0.0020		0.0020		mg/L		05/15/15 11:10	05/18/15 13:49	1
Vanadium	<0.0050		0.0050		mg/L		05/15/15 11:10	05/18/15 15:22	1
Zinc	<0.020		0.020		mg/L		05/15/15 11:10	05/18/15 13:49	1

Method: 7470A - Mercury (CVAA) - Dissolved

Analyte	Result	Qualifier	RL	MDL	Unit	D	Prepared	Analyzed	Dil Fac
Mercury	<0.00020		0.00020		mg/L		05/15/15 11:00	05/18/15 10:06	1

General Chemistry - Dissolved

Analyte	Result	Qualifier	RL	MDL	Unit	D	Prepared	Analyzed	Dil Fac
Cyanide, Total	<0.010		0.010		mg/L		05/18/15 15:30	05/18/15 17:52	1
Sulfate	1100		250		mg/L			05/20/15 07:54	50
Chloride	180		10		mg/L			05/17/15 19:26	5
Nitrogen, Nitrate	<0.10		0.10		mg/L			05/22/15 12:22	1
Total Dissolved Solids	2600		10		mg/L			05/16/15 19:20	1
Fluoride	0.39		0.10		mg/L			05/19/15 12:53	1
Nitrogen, Nitrite	<0.020		0.020		mg/L			05/14/15 17:29	1
Nitrogen, Nitrate Nitrite	<0.10		0.10		mg/L			05/21/15 16:54	1

TestAmerica Chicago

Client: KPRG and Associates, Inc.
 Project/Site: Powerton Station Ash Ponds

TestAmerica Job ID: 500-95808-1

Client Sample ID: MW-14
Date Collected: 05/13/15 17:20
Date Received: 05/14/15 09:40

Lab Sample ID: 500-95808-15
Matrix: Water

Method: 8260B - Volatile Organic Compounds (GC/MS)

Analyte	Result	Qualifier	RL	MDL	Unit	D	Prepared	Analyzed	Dil Fac
Benzene	<0.00050		0.00050		mg/L			05/21/15 05:31	1
Toluene	<0.00050		0.00050		mg/L			05/21/15 05:31	1
Ethylbenzene	<0.00050		0.00050		mg/L			05/21/15 05:31	1
Xylenes, Total	<0.0010		0.0010		mg/L			05/21/15 05:31	1
Surrogate	%Recovery	Qualifier	Limits				Prepared	Analyzed	Dil Fac
1,2-Dichloroethane-d4 (Surr)	91		75 - 125					05/21/15 05:31	1
Toluene-d8 (Surr)	97		75 - 120					05/21/15 05:31	1
4-Bromofluorobenzene (Surr)	96		75 - 120					05/21/15 05:31	1
Dibromofluoromethane	100		75 - 120					05/21/15 05:31	1

Method: 314.0 - Perchlorate (IC)

Analyte	Result	Qualifier	RL	MDL	Unit	D	Prepared	Analyzed	Dil Fac
Perchlorate	<0.0040		0.0040		mg/L			05/28/15 03:48	1

Method: 6020A - Metals (ICP/MS) - Dissolved

Analyte	Result	Qualifier	RL	MDL	Unit	D	Prepared	Analyzed	Dil Fac
Antimony	<0.0030		0.0030		mg/L		05/15/15 11:10	05/18/15 14:00	1
Arsenic	0.0017		0.0010		mg/L		05/15/15 11:10	05/18/15 14:00	1
Barium	0.042		0.0025		mg/L		05/15/15 11:10	05/18/15 14:00	1
Beryllium	<0.0010		0.0010		mg/L		05/15/15 11:10	05/18/15 15:27	1
Boron	1.7		0.25		mg/L		05/15/15 11:10	05/20/15 15:23	5
Cadmium	0.00056		0.00050		mg/L		05/15/15 11:10	05/18/15 14:00	1
Chromium	<0.010		0.010		mg/L		05/15/15 11:10	05/21/15 13:32	2
Cobalt	<0.0010		0.0010		mg/L		05/15/15 11:10	05/18/15 15:27	1
Copper	<0.0020		0.0020		mg/L		05/15/15 11:10	05/18/15 14:00	1
Iron	<0.10		0.10		mg/L		05/15/15 11:10	05/21/15 13:30	1
Lead	<0.00050		0.00050		mg/L		05/15/15 11:10	05/18/15 14:00	1
Manganese	0.073		0.0025		mg/L		05/15/15 11:10	05/18/15 15:27	1
Nickel	0.0036		0.0020		mg/L		05/15/15 11:10	05/21/15 13:30	1
Selenium	0.042		0.0025		mg/L		05/15/15 11:10	05/18/15 14:00	1
Silver	<0.00050		0.00050		mg/L		05/15/15 11:10	05/18/15 14:00	1
Thallium	0.0044		0.0020		mg/L		05/15/15 11:10	05/18/15 14:00	1
Vanadium	<0.0050		0.0050		mg/L		05/15/15 11:10	05/18/15 15:27	1
Zinc	<0.020		0.020		mg/L		05/15/15 11:10	05/18/15 14:00	1

Method: 7470A - Mercury (CVAA) - Dissolved

Analyte	Result	Qualifier	RL	MDL	Unit	D	Prepared	Analyzed	Dil Fac
Mercury	<0.00020		0.00020		mg/L		05/15/15 11:00	05/18/15 10:08	1

General Chemistry - Dissolved

Analyte	Result	Qualifier	RL	MDL	Unit	D	Prepared	Analyzed	Dil Fac
Cyanide, Total	<0.010		0.010		mg/L		05/18/15 15:30	05/18/15 17:53	1
Sulfate	1200		250		mg/L			05/20/15 07:55	50
Chloride	180		10		mg/L			05/17/15 19:26	5
Nitrogen, Nitrate	2.4		0.10		mg/L			05/22/15 12:22	1
Total Dissolved Solids	2700		13		mg/L			05/16/15 19:22	1
Fluoride	0.98		0.10		mg/L			05/19/15 12:55	1
Nitrogen, Nitrite	<0.020		0.020		mg/L			05/14/15 17:29	1
Nitrogen, Nitrate Nitrite	2.4		0.20		mg/L			05/21/15 17:27	2

TestAmerica Chicago

Client: KPRG and Associates, Inc.
 Project/Site: Powerton Station Ash Ponds

TestAmerica Job ID: 500-95808-1

Client Sample ID: MW-10
Date Collected: 05/14/15 12:18
Date Received: 05/15/15 07:30

Lab Sample ID: 500-95808-16
Matrix: Water

Method: 8260B - Volatile Organic Compounds (GC/MS)

Analyte	Result	Qualifier	RL	MDL	Unit	D	Prepared	Analyzed	Dil Fac
Benzene	<0.00050		0.00050		mg/L			05/21/15 05:56	1
Toluene	0.00055		0.00050		mg/L			05/21/15 05:56	1
Ethylbenzene	<0.00050		0.00050		mg/L			05/21/15 05:56	1
Xylenes, Total	<0.0010		0.0010		mg/L			05/21/15 05:56	1
Surrogate	%Recovery	Qualifier	Limits				Prepared	Analyzed	Dil Fac
1,2-Dichloroethane-d4 (Surr)	99		75 - 125					05/21/15 05:56	1
Toluene-d8 (Surr)	101		75 - 120					05/21/15 05:56	1
4-Bromofluorobenzene (Surr)	102		75 - 120					05/21/15 05:56	1
Dibromofluoromethane	102		75 - 120					05/21/15 05:56	1

Method: 314.0 - Perchlorate (IC)

Analyte	Result	Qualifier	RL	MDL	Unit	D	Prepared	Analyzed	Dil Fac
Perchlorate	<0.0040		0.0040		mg/L			05/28/15 02:31	1

Method: 6020A - Metals (ICP/MS) - Dissolved

Analyte	Result	Qualifier	RL	MDL	Unit	D	Prepared	Analyzed	Dil Fac
Antimony	<0.0030		0.0030		mg/L		05/15/15 11:10	05/18/15 14:02	1
Arsenic	0.0011		0.0010		mg/L		05/15/15 11:10	05/18/15 14:02	1
Barium	0.23		0.0025		mg/L		05/15/15 11:10	05/18/15 14:02	1
Beryllium	<0.0010		0.0010		mg/L		05/15/15 11:10	05/18/15 15:32	1
Boron	0.64		0.050		mg/L		05/15/15 11:10	05/20/15 15:24	1
Cadmium	<0.00050		0.00050		mg/L		05/15/15 11:10	05/18/15 14:02	1
Chromium	<0.0050		0.0050		mg/L		05/15/15 11:10	05/21/15 13:59	1
Cobalt	0.0019		0.0010		mg/L		05/15/15 11:10	05/18/15 15:32	1
Copper	<0.0020		0.0020		mg/L		05/15/15 11:10	05/18/15 14:02	1
Iron	0.34		0.10		mg/L		05/15/15 11:10	05/21/15 13:59	1
Lead	<0.00050		0.00050		mg/L		05/15/15 11:10	05/18/15 14:02	1
Manganese	1.7		0.0025		mg/L		05/15/15 11:10	05/18/15 15:32	1
Nickel	0.0049		0.0020		mg/L		05/15/15 11:10	05/21/15 13:59	1
Selenium	0.0050		0.0025		mg/L		05/15/15 11:10	05/18/15 14:02	1
Silver	<0.00050		0.00050		mg/L		05/15/15 11:10	05/18/15 14:02	1
Thallium	<0.0020		0.0020		mg/L		05/15/15 11:10	05/18/15 14:02	1
Vanadium	<0.0050		0.0050		mg/L		05/15/15 11:10	05/18/15 15:32	1
Zinc	<0.020		0.020		mg/L		05/15/15 11:10	05/18/15 14:02	1

Method: 7470A - Mercury (CVAA) - Dissolved

Analyte	Result	Qualifier	RL	MDL	Unit	D	Prepared	Analyzed	Dil Fac
Mercury	<0.00020		0.00020		mg/L		05/15/15 11:00	05/18/15 10:10	1

General Chemistry - Dissolved

Analyte	Result	Qualifier	RL	MDL	Unit	D	Prepared	Analyzed	Dil Fac
Cyanide, Total	<0.010		0.010		mg/L		05/18/15 15:30	05/18/15 17:53	1
Sulfate	50		10		mg/L			05/20/15 07:56	2
Chloride	52		2.0		mg/L			05/17/15 18:19	1
Nitrogen, Nitrate	1.2		0.10		mg/L			05/22/15 12:22	1
Total Dissolved Solids	530		10		mg/L			05/16/15 19:25	1
Fluoride	0.21		0.10		mg/L			05/19/15 12:58	1
Nitrogen, Nitrite	0.032		0.020		mg/L			05/16/15 09:37	1
Nitrogen, Nitrate Nitrite	1.2		0.10		mg/L			05/21/15 16:56	1

TestAmerica Chicago

Client: KPRG and Associates, Inc.
 Project/Site: Powerton Station Ash Ponds

TestAmerica Job ID: 500-95808-1

Client Sample ID: MW-15
Date Collected: 05/14/15 10:10
Date Received: 05/15/15 07:30

Lab Sample ID: 500-95808-17
Matrix: Water

Method: 8260B - Volatile Organic Compounds (GC/MS)

Analyte	Result	Qualifier	RL	MDL	Unit	D	Prepared	Analyzed	Dil Fac
Benzene	<0.00050		0.00050		mg/L			05/21/15 06:21	1
Toluene	<0.00050		0.00050		mg/L			05/21/15 06:21	1
Ethylbenzene	<0.00050		0.00050		mg/L			05/21/15 06:21	1
Xylenes, Total	<0.0010		0.0010		mg/L			05/21/15 06:21	1
Surrogate	%Recovery	Qualifier	Limits				Prepared	Analyzed	Dil Fac
1,2-Dichloroethane-d4 (Surr)	101		75 - 125					05/21/15 06:21	1
Toluene-d8 (Surr)	97		75 - 120					05/21/15 06:21	1
4-Bromofluorobenzene (Surr)	101		75 - 120					05/21/15 06:21	1
Dibromofluoromethane	103		75 - 120					05/21/15 06:21	1

Method: 314.0 - Perchlorate (IC)

Analyte	Result	Qualifier	RL	MDL	Unit	D	Prepared	Analyzed	Dil Fac
Perchlorate	<0.0040		0.0040		mg/L			05/28/15 04:19	1

Method: 6020A - Metals (ICP/MS) - Dissolved

Analyte	Result	Qualifier	RL	MDL	Unit	D	Prepared	Analyzed	Dil Fac
Antimony	<0.0030		0.0030		mg/L		05/15/15 11:10	05/18/15 14:05	1
Arsenic	0.0024		0.0010		mg/L		05/15/15 11:10	05/18/15 14:05	1
Barium	0.12		0.0025		mg/L		05/15/15 11:10	05/18/15 14:05	1
Beryllium	<0.0010		0.0010		mg/L		05/15/15 11:10	05/18/15 15:36	1
Boron	1.4		0.25		mg/L		05/15/15 11:10	05/20/15 15:25	5
Cadmium	<0.00050		0.00050		mg/L		05/15/15 11:10	05/18/15 14:05	1
Chromium	<0.0050		0.0050		mg/L		05/15/15 11:10	05/21/15 14:05	1
Cobalt	<0.0010		0.0010		mg/L		05/15/15 11:10	05/18/15 15:36	1
Copper	<0.0020		0.0020		mg/L		05/15/15 11:10	05/18/15 14:05	1
Iron	0.44		0.10		mg/L		05/15/15 11:10	05/21/15 14:05	1
Lead	<0.00050		0.00050		mg/L		05/15/15 11:10	05/18/15 14:05	1
Manganese	0.42		0.0025		mg/L		05/15/15 11:10	05/18/15 15:36	1
Nickel	0.010		0.0020		mg/L		05/15/15 11:10	05/21/15 14:05	1
Selenium	0.051		0.0025		mg/L		05/15/15 11:10	05/18/15 14:05	1
Silver	<0.00050		0.00050		mg/L		05/15/15 11:10	05/18/15 14:05	1
Thallium	<0.0020		0.0020		mg/L		05/15/15 11:10	05/18/15 14:05	1
Vanadium	<0.0050		0.0050		mg/L		05/15/15 11:10	05/18/15 15:36	1
Zinc	<0.020		0.020		mg/L		05/15/15 11:10	05/18/15 14:05	1

Method: 7470A - Mercury (CVAA) - Dissolved

Analyte	Result	Qualifier	RL	MDL	Unit	D	Prepared	Analyzed	Dil Fac
Mercury	<0.00020		0.00020		mg/L		05/15/15 11:00	05/18/15 10:12	1

General Chemistry - Dissolved

Analyte	Result	Qualifier	RL	MDL	Unit	D	Prepared	Analyzed	Dil Fac
Cyanide, Total	<0.010		0.010		mg/L		05/18/15 15:30	05/18/15 17:53	1
Sulfate	930		250		mg/L			05/26/15 05:13	50
Chloride	230		10		mg/L			05/17/15 19:28	5
Nitrogen, Nitrate	0.10		0.10		mg/L			05/22/15 12:22	1
Total Dissolved Solids	2500		10		mg/L			05/16/15 19:27	1
Fluoride	0.47		0.10		mg/L			05/19/15 13:01	1
Nitrogen, Nitrite	<0.020		0.020		mg/L			05/16/15 09:37	1
Nitrogen, Nitrate Nitrite	0.10		0.10		mg/L			05/21/15 16:57	1

TestAmerica Chicago

Client Sample Results

Client: KPRG and Associates, Inc.
 Project/Site: Powerton Station Ash Ponds

TestAmerica Job ID: 500-95808-1

Client Sample ID: Trip Blank

Lab Sample ID: 500-95808-18

Date Collected: 05/11/15 00:00

Matrix: Water

Date Received: 05/15/15 07:30

Method: 8260B - Volatile Organic Compounds (GC/MS)

Analyte	Result	Qualifier	RL	MDL	Unit	D	Prepared	Analyzed	Dil Fac
Benzene	<0.00050		0.00050		mg/L			05/20/15 22:52	1
Toluene	<0.00050		0.00050		mg/L			05/20/15 22:52	1
Ethylbenzene	<0.00050		0.00050		mg/L			05/20/15 22:52	1
Xylenes, Total	<0.0010		0.0010		mg/L			05/20/15 22:52	1

Surrogate	%Recovery	Qualifier	Limits	Prepared	Analyzed	Dil Fac
1,2-Dichloroethane-d4 (Surr)	96		75 - 125		05/20/15 22:52	1
Toluene-d8 (Surr)	97		75 - 120		05/20/15 22:52	1
4-Bromofluorobenzene (Surr)	96		75 - 120		05/20/15 22:52	1
Dibromofluoromethane	101		75 - 120		05/20/15 22:52	1

Client: KPRG and Associates, Inc.
 Project/Site: Powerton Station Ash Ponds

TestAmerica Job ID: 500-95808-1

Qualifiers

HPLC/IC

Qualifier	Qualifier Description
^	ICV,CCV,ICB,CCB, ISA, ISB, CRI, CRA, DLCK or MRL standard: Instrument related QC is outside acceptance limits.

Metals

Qualifier	Qualifier Description
F1	MS and/or MSD Recovery is outside acceptance limits.
^	ICV,CCV,ICB,CCB, ISA, ISB, CRI, CRA, DLCK or MRL standard: Instrument related QC is outside acceptance limits.

General Chemistry

Qualifier	Qualifier Description
4	MS, MSD: The analyte present in the original sample is greater than 4 times the matrix spike concentration; therefore, control limits are not applicable.
F1	MS and/or MSD Recovery is outside acceptance limits.

Glossary

Abbreviation	These commonly used abbreviations may or may not be present in this report.
α	Listed under the "D" column to designate that the result is reported on a dry weight basis
%R	Percent Recovery
CFL	Contains Free Liquid
CNF	Contains no Free Liquid
DER	Duplicate error ratio (normalized absolute difference)
Dil Fac	Dilution Factor
DL, RA, RE, IN	Indicates a Dilution, Re-analysis, Re-extraction, or additional Initial metals/anion analysis of the sample
DLC	Decision level concentration
MDA	Minimum detectable activity
EDL	Estimated Detection Limit
MDC	Minimum detectable concentration
MDL	Method Detection Limit
ML	Minimum Level (Dioxin)
NC	Not Calculated
ND	Not detected at the reporting limit (or MDL or EDL if shown)
PQL	Practical Quantitation Limit
QC	Quality Control
RER	Relative error ratio
RL	Reporting Limit or Requested Limit (Radiochemistry)
RPD	Relative Percent Difference, a measure of the relative difference between two points
TEF	Toxicity Equivalent Factor (Dioxin)
TEQ	Toxicity Equivalent Quotient (Dioxin)



Client: KPRG and Associates, Inc.
 Project/Site: Powerton Station Ash Ponds

TestAmerica Job ID: 500-95808-1

GC/MS VOA

Analysis Batch: 288836

Lab Sample ID	Client Sample ID	Prep Type	Matrix	Method	Prep Batch
500-95808-1	MW-01	Total/NA	Water	8260B	
500-95808-2	MW-06	Total/NA	Water	8260B	
500-95808-3	MW-07	Total/NA	Water	8260B	
500-95808-4	MW-08	Total/NA	Water	8260B	
500-95808-5	MW-09	Total/NA	Water	8260B	
500-95808-6	MW-11	Total/NA	Water	8260B	
500-95808-7	MW-12	Total/NA	Water	8260B	
500-95808-8	MW-16	Total/NA	Water	8260B	
500-95808-9	DUPLICATE	Total/NA	Water	8260B	
500-95808-10	MW-02	Total/NA	Water	8260B	
500-95808-11	MW-03	Total/NA	Water	8260B	
500-95808-12	MW-04	Total/NA	Water	8260B	
500-95808-13	MW-05	Total/NA	Water	8260B	
500-95808-14	MW-13	Total/NA	Water	8260B	
500-95808-15	MW-14	Total/NA	Water	8260B	
500-95808-16	MW-10	Total/NA	Water	8260B	
500-95808-17	MW-15	Total/NA	Water	8260B	
500-95808-17 MS	MW-15	Total/NA	Water	8260B	
500-95808-17 MSD	MW-15	Total/NA	Water	8260B	
500-95808-18	Trip Blank	Total/NA	Water	8260B	
LCS 500-288836/4	Lab Control Sample	Total/NA	Water	8260B	
MB 500-288836/6	Method Blank	Total/NA	Water	8260B	

HPLC/IC

Analysis Batch: 75111

Lab Sample ID	Client Sample ID	Prep Type	Matrix	Method	Prep Batch
500-95808-1	MW-01	Total/NA	Water	314.0	
500-95808-2	MW-06	Total/NA	Water	314.0	
500-95808-3	MW-07	Total/NA	Water	314.0	
500-95808-4	MW-08	Total/NA	Water	314.0	
500-95808-5	MW-09	Total/NA	Water	314.0	
500-95808-6	MW-11	Total/NA	Water	314.0	
500-95808-7	MW-12	Total/NA	Water	314.0	
500-95808-8	MW-16	Total/NA	Water	314.0	
500-95808-9	DUPLICATE	Total/NA	Water	314.0	
500-95808-10	MW-02	Total/NA	Water	314.0	
500-95808-11	MW-03	Total/NA	Water	314.0	
500-95808-12	MW-04	Total/NA	Water	314.0	
500-95808-13	MW-05	Total/NA	Water	314.0	
500-95808-14	MW-13	Total/NA	Water	314.0	
500-95808-15	MW-14	Total/NA	Water	314.0	
500-95808-16	MW-10	Total/NA	Water	314.0	
500-95808-17	MW-15	Total/NA	Water	314.0	
LCS 320-75111/13	Lab Control Sample	Total/NA	Water	314.0	
MB 320-75111/12	Method Blank	Total/NA	Water	314.0	
MRL 320-75111/5	Lab Control Sample	Total/NA	Water	314.0	

Client: KPRG and Associates, Inc.
 Project/Site: Powerton Station Ash Ponds

TestAmerica Job ID: 500-95808-1

Metals

Prep Batch: 288205

Lab Sample ID	Client Sample ID	Prep Type	Matrix	Method	Prep Batch
500-95808-1	MW-01	Dissolved	Water	7470A	
500-95808-2	MW-06	Dissolved	Water	7470A	
500-95808-3	MW-07	Dissolved	Water	7470A	
500-95808-4	MW-08	Dissolved	Water	7470A	
500-95808-5	MW-09	Dissolved	Water	7470A	
500-95808-6	MW-11	Dissolved	Water	7470A	
500-95808-7	MW-12	Dissolved	Water	7470A	
500-95808-7 DU	MW-12	Dissolved	Water	7470A	
500-95808-7 MS	MW-12	Dissolved	Water	7470A	
500-95808-7 MSD	MW-12	Dissolved	Water	7470A	
500-95808-8	MW-16	Dissolved	Water	7470A	
500-95808-9	DUPLICATE	Dissolved	Water	7470A	
500-95808-10	MW-02	Dissolved	Water	7470A	
500-95808-11	MW-03	Dissolved	Water	7470A	
500-95808-12	MW-04	Dissolved	Water	7470A	
500-95808-13	MW-05	Dissolved	Water	7470A	
500-95808-14	MW-13	Dissolved	Water	7470A	
500-95808-15	MW-14	Dissolved	Water	7470A	
500-95808-16	MW-10	Dissolved	Water	7470A	
500-95808-17	MW-15	Dissolved	Water	7470A	
LCS 500-288205/13-A	Lab Control Sample	Total/NA	Water	7470A	
MB 500-288205/12-A	Method Blank	Total/NA	Water	7470A	

Prep Batch: 288223

Lab Sample ID	Client Sample ID	Prep Type	Matrix	Method	Prep Batch
500-95808-1	MW-01	Dissolved	Water	Soluble Metals	
500-95808-1 DU	MW-01	Dissolved	Water	Soluble Metals	
500-95808-1 MS	MW-01	Dissolved	Water	Soluble Metals	
500-95808-1 MSD	MW-01	Dissolved	Water	Soluble Metals	
500-95808-2	MW-06	Dissolved	Water	Soluble Metals	
500-95808-3	MW-07	Dissolved	Water	Soluble Metals	
500-95808-4	MW-08	Dissolved	Water	Soluble Metals	
500-95808-5	MW-09	Dissolved	Water	Soluble Metals	
500-95808-6	MW-11	Dissolved	Water	Soluble Metals	
500-95808-7	MW-12	Dissolved	Water	Soluble Metals	
500-95808-8	MW-16	Dissolved	Water	Soluble Metals	
500-95808-9	DUPLICATE	Dissolved	Water	Soluble Metals	
500-95808-10	MW-02	Dissolved	Water	Soluble Metals	
500-95808-11	MW-03	Dissolved	Water	Soluble Metals	
500-95808-12	MW-04	Dissolved	Water	Soluble Metals	
500-95808-13	MW-05	Dissolved	Water	Soluble Metals	
500-95808-14	MW-13	Dissolved	Water	Soluble Metals	
500-95808-15	MW-14	Dissolved	Water	Soluble Metals	
500-95808-16	MW-10	Dissolved	Water	Soluble Metals	
500-95808-17	MW-15	Dissolved	Water	Soluble Metals	
LCS 500-288223/2-A	Lab Control Sample	Soluble	Water	Soluble Metals	
MB 500-288223/1-A	Method Blank	Soluble	Water	Soluble Metals	

Analysis Batch: 288447

Lab Sample ID	Client Sample ID	Prep Type	Matrix	Method	Prep Batch
500-95808-1	MW-01	Dissolved	Water	7470A	288205

TestAmerica Chicago

Client: KPRG and Associates, Inc.
 Project/Site: Powerton Station Ash Ponds

TestAmerica Job ID: 500-95808-1

Metals (Continued)

Analysis Batch: 288447 (Continued)

Lab Sample ID	Client Sample ID	Prep Type	Matrix	Method	Prep Batch
500-95808-2	MW-06	Dissolved	Water	7470A	288205
500-95808-3	MW-07	Dissolved	Water	7470A	288205
500-95808-4	MW-08	Dissolved	Water	7470A	288205
500-95808-5	MW-09	Dissolved	Water	7470A	288205
500-95808-6	MW-11	Dissolved	Water	7470A	288205
500-95808-7	MW-12	Dissolved	Water	7470A	288205
500-95808-7 DU	MW-12	Dissolved	Water	7470A	288205
500-95808-7 MS	MW-12	Dissolved	Water	7470A	288205
500-95808-7 MSD	MW-12	Dissolved	Water	7470A	288205
500-95808-8	MW-16	Dissolved	Water	7470A	288205
500-95808-9	DUPLICATE	Dissolved	Water	7470A	288205
500-95808-10	MW-02	Dissolved	Water	7470A	288205
500-95808-11	MW-03	Dissolved	Water	7470A	288205
500-95808-12	MW-04	Dissolved	Water	7470A	288205
500-95808-13	MW-05	Dissolved	Water	7470A	288205
500-95808-14	MW-13	Dissolved	Water	7470A	288205
500-95808-15	MW-14	Dissolved	Water	7470A	288205
500-95808-16	MW-10	Dissolved	Water	7470A	288205
500-95808-17	MW-15	Dissolved	Water	7470A	288205
LCS 500-288205/13-A	Lab Control Sample	Total/NA	Water	7470A	288205
MB 500-288205/12-A	Method Blank	Total/NA	Water	7470A	288205

Analysis Batch: 288535

Lab Sample ID	Client Sample ID	Prep Type	Matrix	Method	Prep Batch
500-95808-1	MW-01	Dissolved	Water	6020A	288223
500-95808-1 DU	MW-01	Dissolved	Water	6020A	288223
500-95808-1 MS	MW-01	Dissolved	Water	6020A	288223
500-95808-1 MSD	MW-01	Dissolved	Water	6020A	288223
500-95808-2	MW-06	Dissolved	Water	6020A	288223
500-95808-3	MW-07	Dissolved	Water	6020A	288223
500-95808-4	MW-08	Dissolved	Water	6020A	288223
500-95808-5	MW-09	Dissolved	Water	6020A	288223
500-95808-6	MW-11	Dissolved	Water	6020A	288223
500-95808-7	MW-12	Dissolved	Water	6020A	288223
500-95808-8	MW-16	Dissolved	Water	6020A	288223
500-95808-9	DUPLICATE	Dissolved	Water	6020A	288223
500-95808-10	MW-02	Dissolved	Water	6020A	288223
500-95808-11	MW-03	Dissolved	Water	6020A	288223
500-95808-12	MW-04	Dissolved	Water	6020A	288223
500-95808-13	MW-05	Dissolved	Water	6020A	288223
500-95808-14	MW-13	Dissolved	Water	6020A	288223
500-95808-15	MW-14	Dissolved	Water	6020A	288223
500-95808-16	MW-10	Dissolved	Water	6020A	288223
500-95808-17	MW-15	Dissolved	Water	6020A	288223
LCS 500-288223/2-A	Lab Control Sample	Soluble	Water	6020A	288223
MB 500-288223/1-A	Method Blank	Soluble	Water	6020A	288223

Analysis Batch: 288542

Lab Sample ID	Client Sample ID	Prep Type	Matrix	Method	Prep Batch
500-95808-1	MW-01	Dissolved	Water	6020A	288223
500-95808-1 DU	MW-01	Dissolved	Water	6020A	288223

TestAmerica Chicago



Client: KPRG and Associates, Inc.
 Project/Site: Powerton Station Ash Ponds

TestAmerica Job ID: 500-95808-1

Metals (Continued)

Analysis Batch: 288542 (Continued)

Lab Sample ID	Client Sample ID	Prep Type	Matrix	Method	Prep Batch
500-95808-1 MS	MW-01	Dissolved	Water	6020A	288223
500-95808-1 MSD	MW-01	Dissolved	Water	6020A	288223
500-95808-2	MW-06	Dissolved	Water	6020A	288223
500-95808-3	MW-07	Dissolved	Water	6020A	288223
500-95808-4	MW-08	Dissolved	Water	6020A	288223
500-95808-5	MW-09	Dissolved	Water	6020A	288223
500-95808-6	MW-11	Dissolved	Water	6020A	288223
500-95808-7	MW-12	Dissolved	Water	6020A	288223
500-95808-8	MW-16	Dissolved	Water	6020A	288223
500-95808-9	DUPLICATE	Dissolved	Water	6020A	288223
500-95808-10	MW-02	Dissolved	Water	6020A	288223
500-95808-11	MW-03	Dissolved	Water	6020A	288223
500-95808-12	MW-04	Dissolved	Water	6020A	288223
500-95808-13	MW-05	Dissolved	Water	6020A	288223
500-95808-14	MW-13	Dissolved	Water	6020A	288223
500-95808-15	MW-14	Dissolved	Water	6020A	288223
500-95808-16	MW-10	Dissolved	Water	6020A	288223
500-95808-17	MW-15	Dissolved	Water	6020A	288223
LCS 500-288223/2-A	Lab Control Sample	Soluble	Water	6020A	288223
MB 500-288223/1-A	Method Blank	Soluble	Water	6020A	288223

Analysis Batch: 288909

Lab Sample ID	Client Sample ID	Prep Type	Matrix	Method	Prep Batch
500-95808-14	MW-13	Dissolved	Water	6020A	288223
500-95808-15	MW-14	Dissolved	Water	6020A	288223
500-95808-16	MW-10	Dissolved	Water	6020A	288223
500-95808-17	MW-15	Dissolved	Water	6020A	288223

Analysis Batch: 289108

Lab Sample ID	Client Sample ID	Prep Type	Matrix	Method	Prep Batch
500-95808-3	MW-07	Dissolved	Water	6020A	288223
500-95808-4	MW-08	Dissolved	Water	6020A	288223
500-95808-6	MW-11	Dissolved	Water	6020A	288223
500-95808-7	MW-12	Dissolved	Water	6020A	288223
500-95808-14	MW-13	Dissolved	Water	6020A	288223
500-95808-14	MW-13	Dissolved	Water	6020A	288223
500-95808-15	MW-14	Dissolved	Water	6020A	288223
500-95808-15	MW-14	Dissolved	Water	6020A	288223
500-95808-16	MW-10	Dissolved	Water	6020A	288223
500-95808-17	MW-15	Dissolved	Water	6020A	288223

General Chemistry

Analysis Batch: 287728

Lab Sample ID	Client Sample ID	Prep Type	Matrix	Method	Prep Batch
500-95808-1	MW-01	Dissolved	Water	SM 4500 NO2 B	
500-95808-1 MS	MW-01	Dissolved	Water	SM 4500 NO2 B	
500-95808-1 MSD	MW-01	Dissolved	Water	SM 4500 NO2 B	
500-95808-2	MW-06	Dissolved	Water	SM 4500 NO2 B	
500-95808-3	MW-07	Dissolved	Water	SM 4500 NO2 B	

TestAmerica Chicago

Client: KPRG and Associates, Inc.
 Project/Site: Powerton Station Ash Ponds

TestAmerica Job ID: 500-95808-1

General Chemistry (Continued)

Analysis Batch: 287728 (Continued)

Lab Sample ID	Client Sample ID	Prep Type	Matrix	Method	Prep Batch
500-95808-4	MW-08	Dissolved	Water	SM 4500 NO2 B	
LCS 500-287728/4	Lab Control Sample	Total/NA	Water	SM 4500 NO2 B	
MB 500-287728/3	Method Blank	Total/NA	Water	SM 4500 NO2 B	

Analysis Batch: 287912

Lab Sample ID	Client Sample ID	Prep Type	Matrix	Method	Prep Batch
500-95808-5	MW-09	Dissolved	Water	SM 4500 NO2 B	
500-95808-5 MS	MW-09	Dissolved	Water	SM 4500 NO2 B	
500-95808-5 MSD	MW-09	Dissolved	Water	SM 4500 NO2 B	
500-95808-6	MW-11	Dissolved	Water	SM 4500 NO2 B	
500-95808-7	MW-12	Dissolved	Water	SM 4500 NO2 B	
500-95808-8	MW-16	Dissolved	Water	SM 4500 NO2 B	
500-95808-9	DUPLICATE	Dissolved	Water	SM 4500 NO2 B	
LCS 500-287912/4	Lab Control Sample	Total/NA	Water	SM 4500 NO2 B	
MB 500-287912/3	Method Blank	Total/NA	Water	SM 4500 NO2 B	

Analysis Batch: 288099

Lab Sample ID	Client Sample ID	Prep Type	Matrix	Method	Prep Batch
500-95808-10	MW-02	Dissolved	Water	SM 4500 NO2 B	
500-95808-10 MS	MW-02	Dissolved	Water	SM 4500 NO2 B	
500-95808-10 MSD	MW-02	Dissolved	Water	SM 4500 NO2 B	
500-95808-11	MW-03	Dissolved	Water	SM 4500 NO2 B	
500-95808-12	MW-04	Dissolved	Water	SM 4500 NO2 B	
500-95808-13	MW-05	Dissolved	Water	SM 4500 NO2 B	
500-95808-14	MW-13	Dissolved	Water	SM 4500 NO2 B	
500-95808-15	MW-14	Dissolved	Water	SM 4500 NO2 B	
LCS 500-288099/4	Lab Control Sample	Total/NA	Water	SM 4500 NO2 B	
MB 500-288099/3	Method Blank	Total/NA	Water	SM 4500 NO2 B	

Analysis Batch: 288317

Lab Sample ID	Client Sample ID	Prep Type	Matrix	Method	Prep Batch
500-95808-16	MW-10	Dissolved	Water	SM 4500 NO2 B	
500-95808-16 MS	MW-10	Dissolved	Water	SM 4500 NO2 B	
500-95808-16 MSD	MW-10	Dissolved	Water	SM 4500 NO2 B	
500-95808-17	MW-15	Dissolved	Water	SM 4500 NO2 B	
LCS 500-288317/4	Lab Control Sample	Total/NA	Water	SM 4500 NO2 B	
MB 500-288317/3	Method Blank	Total/NA	Water	SM 4500 NO2 B	

Analysis Batch: 288322

Lab Sample ID	Client Sample ID	Prep Type	Matrix	Method	Prep Batch
500-95808-1	MW-01	Dissolved	Water	SM 2540C	
500-95808-2	MW-06	Dissolved	Water	SM 2540C	
500-95808-3	MW-07	Dissolved	Water	SM 2540C	
500-95808-4	MW-08	Dissolved	Water	SM 2540C	
500-95808-5	MW-09	Dissolved	Water	SM 2540C	
500-95808-6	MW-11	Dissolved	Water	SM 2540C	
500-95808-7	MW-12	Dissolved	Water	SM 2540C	
500-95808-8	MW-16	Dissolved	Water	SM 2540C	
500-95808-9	DUPLICATE	Dissolved	Water	SM 2540C	
500-95808-10	MW-02	Dissolved	Water	SM 2540C	
500-95808-11	MW-03	Dissolved	Water	SM 2540C	

TestAmerica Chicago

MWG13-15_49902
 5/28/2015



Client: KPRG and Associates, Inc.
 Project/Site: Powerton Station Ash Ponds

TestAmerica Job ID: 500-95808-1

General Chemistry (Continued)

Analysis Batch: 288322 (Continued)

Lab Sample ID	Client Sample ID	Prep Type	Matrix	Method	Prep Batch
500-95808-12	MW-04	Dissolved	Water	SM 2540C	
500-95808-13	MW-05	Dissolved	Water	SM 2540C	
500-95808-14	MW-13	Dissolved	Water	SM 2540C	
500-95808-15	MW-14	Dissolved	Water	SM 2540C	
500-95808-16	MW-10	Dissolved	Water	SM 2540C	
500-95808-17	MW-15	Dissolved	Water	SM 2540C	
LCS 500-288322/2	Lab Control Sample	Total/NA	Water	SM 2540C	
MB 500-288322/1	Method Blank	Total/NA	Water	SM 2540C	

Prep Batch: 288400

Lab Sample ID	Client Sample ID	Prep Type	Matrix	Method	Prep Batch
500-95808-1	MW-01	Dissolved	Water	9010B	
500-95808-1 MS	MW-01	Dissolved	Water	9010B	
500-95808-1 MSD	MW-01	Dissolved	Water	9010B	
500-95808-2	MW-06	Dissolved	Water	9010B	
500-95808-3	MW-07	Dissolved	Water	9010B	
500-95808-4	MW-08	Dissolved	Water	9010B	
500-95808-5	MW-09	Dissolved	Water	9010B	
500-95808-6	MW-11	Dissolved	Water	9010B	
500-95808-7	MW-12	Dissolved	Water	9010B	
500-95808-8	MW-16	Dissolved	Water	9010B	
500-95808-9	DUPLICATE	Dissolved	Water	9010B	
500-95808-10	MW-02	Dissolved	Water	9010B	
500-95808-11	MW-03	Dissolved	Water	9010B	
500-95808-12	MW-04	Dissolved	Water	9010B	
LCS 500-288400/12-A	Lab Control Sample	Total/NA	Water	9010B	
MB 500-288400/11-A	Method Blank	Total/NA	Water	9010B	

Analysis Batch: 288467

Lab Sample ID	Client Sample ID	Prep Type	Matrix	Method	Prep Batch
500-95808-1	MW-01	Dissolved	Water	9251	
500-95808-2	MW-06	Dissolved	Water	9251	
500-95808-2 MS	MW-06	Dissolved	Water	9251	
500-95808-2 MSD	MW-06	Dissolved	Water	9251	
500-95808-3	MW-07	Dissolved	Water	9251	
500-95808-4	MW-08	Dissolved	Water	9251	
500-95808-5	MW-09	Dissolved	Water	9251	
500-95808-6	MW-11	Dissolved	Water	9251	
500-95808-7	MW-12	Dissolved	Water	9251	
500-95808-8	MW-16	Dissolved	Water	9251	
500-95808-9	DUPLICATE	Dissolved	Water	9251	
500-95808-10	MW-02	Dissolved	Water	9251	
500-95808-11	MW-03	Dissolved	Water	9251	
500-95808-12	MW-04	Dissolved	Water	9251	
500-95808-13	MW-05	Dissolved	Water	9251	
500-95808-14	MW-13	Dissolved	Water	9251	
500-95808-15	MW-14	Dissolved	Water	9251	
500-95808-16	MW-10	Dissolved	Water	9251	
500-95808-17	MW-15	Dissolved	Water	9251	
500-95808-I-15 MS	500-95808-I-15 MS	Dissolved	Water	9251	
500-95808-I-15 MSD	500-95808-I-15 MSD	Dissolved	Water	9251	

TestAmerica Chicago

Client: KPRG and Associates, Inc.
 Project/Site: Powerton Station Ash Ponds

TestAmerica Job ID: 500-95808-1

General Chemistry (Continued)

Analysis Batch: 288467 (Continued)

Lab Sample ID	Client Sample ID	Prep Type	Matrix	Method	Prep Batch
LCS 500-288467/5	Lab Control Sample	Total/NA	Water	9251	
MB 500-288467/4	Method Blank	Total/NA	Water	9251	

Prep Batch: 288485

Lab Sample ID	Client Sample ID	Prep Type	Matrix	Method	Prep Batch
500-95808-13	MW-05	Dissolved	Water	9010B	
500-95808-13 MS	MW-05	Dissolved	Water	9010B	
500-95808-13 MSD	MW-05	Dissolved	Water	9010B	
500-95808-14	MW-13	Dissolved	Water	9010B	
500-95808-15	MW-14	Dissolved	Water	9010B	
500-95808-16	MW-10	Dissolved	Water	9010B	
500-95808-17	MW-15	Dissolved	Water	9010B	
LCS 500-288485/2-A	Lab Control Sample	Total/NA	Water	9010B	
MB 500-288485/1-A	Method Blank	Total/NA	Water	9010B	

Analysis Batch: 288495

Lab Sample ID	Client Sample ID	Prep Type	Matrix	Method	Prep Batch
500-95808-1	MW-01	Dissolved	Water	9014	288400
500-95808-1 MS	MW-01	Dissolved	Water	9014	288400
500-95808-1 MSD	MW-01	Dissolved	Water	9014	288400
500-95808-2	MW-06	Dissolved	Water	9014	288400
500-95808-3	MW-07	Dissolved	Water	9014	288400
500-95808-4	MW-08	Dissolved	Water	9014	288400
500-95808-5	MW-09	Dissolved	Water	9014	288400
500-95808-6	MW-11	Dissolved	Water	9014	288400
500-95808-7	MW-12	Dissolved	Water	9014	288400
500-95808-8	MW-16	Dissolved	Water	9014	288400
500-95808-9	DUPLICATE	Dissolved	Water	9014	288400
500-95808-10	MW-02	Dissolved	Water	9014	288400
500-95808-11	MW-03	Dissolved	Water	9014	288400
500-95808-12	MW-04	Dissolved	Water	9014	288400
LCS 500-288400/12-A	Lab Control Sample	Total/NA	Water	9014	288400
MB 500-288400/11-A	Method Blank	Total/NA	Water	9014	288400

Analysis Batch: 288512

Lab Sample ID	Client Sample ID	Prep Type	Matrix	Method	Prep Batch
500-95808-13	MW-05	Dissolved	Water	9014	288485
500-95808-13 MS	MW-05	Dissolved	Water	9014	288485
500-95808-13 MSD	MW-05	Dissolved	Water	9014	288485
500-95808-14	MW-13	Dissolved	Water	9014	288485
500-95808-15	MW-14	Dissolved	Water	9014	288485
500-95808-16	MW-10	Dissolved	Water	9014	288485
500-95808-17	MW-15	Dissolved	Water	9014	288485
LCS 500-288485/2-A	Lab Control Sample	Total/NA	Water	9014	288485
MB 500-288485/1-A	Method Blank	Total/NA	Water	9014	288485

Analysis Batch: 288564

Lab Sample ID	Client Sample ID	Prep Type	Matrix	Method	Prep Batch
500-95808-1	MW-01	Dissolved	Water	9038	
500-95808-2	MW-06	Dissolved	Water	9038	
500-95808-3	MW-07	Dissolved	Water	9038	

TestAmerica Chicago



Client: KPRG and Associates, Inc.
 Project/Site: Powerton Station Ash Ponds

TestAmerica Job ID: 500-95808-1

General Chemistry (Continued)

Analysis Batch: 288564 (Continued)

Lab Sample ID	Client Sample ID	Prep Type	Matrix	Method	Prep Batch
500-95808-4	MW-08	Dissolved	Water	9038	
500-95808-5	MW-09	Dissolved	Water	9038	
LCS 500-288564/4	Lab Control Sample	Total/NA	Water	9038	
MB 500-288564/3	Method Blank	Total/NA	Water	9038	

Analysis Batch: 288619

Lab Sample ID	Client Sample ID	Prep Type	Matrix	Method	Prep Batch
500-95808-1	MW-01	Dissolved	Water	Nitrate by calc	
500-95808-2	MW-06	Dissolved	Water	Nitrate by calc	
500-95808-3	MW-07	Dissolved	Water	Nitrate by calc	
500-95808-4	MW-08	Dissolved	Water	Nitrate by calc	
500-95808-5	MW-09	Dissolved	Water	Nitrate by calc	
500-95808-6	MW-11	Dissolved	Water	Nitrate by calc	
500-95808-7	MW-12	Dissolved	Water	Nitrate by calc	
500-95808-8	MW-16	Dissolved	Water	Nitrate by calc	
500-95808-9	DUPLICATE	Dissolved	Water	Nitrate by calc	
500-95808-10	MW-02	Dissolved	Water	Nitrate by calc	
500-95808-11	MW-03	Dissolved	Water	Nitrate by calc	
500-95808-12	MW-04	Dissolved	Water	Nitrate by calc	
500-95808-13	MW-05	Dissolved	Water	Nitrate by calc	
500-95808-14	MW-13	Dissolved	Water	Nitrate by calc	
500-95808-15	MW-14	Dissolved	Water	Nitrate by calc	
500-95808-16	MW-10	Dissolved	Water	Nitrate by calc	
500-95808-17	MW-15	Dissolved	Water	Nitrate by calc	

Analysis Batch: 288640

Lab Sample ID	Client Sample ID	Prep Type	Matrix	Method	Prep Batch
500-95808-1	MW-01	Dissolved	Water	SM 4500 F C	
500-95808-2	MW-06	Dissolved	Water	SM 4500 F C	
500-95808-3	MW-07	Dissolved	Water	SM 4500 F C	
500-95808-4	MW-08	Dissolved	Water	SM 4500 F C	
500-95808-5	MW-09	Dissolved	Water	SM 4500 F C	
500-95808-6	MW-11	Dissolved	Water	SM 4500 F C	
500-95808-7	MW-12	Dissolved	Water	SM 4500 F C	
500-95808-7 MS	MW-12	Dissolved	Water	SM 4500 F C	
500-95808-7 MSD	MW-12	Dissolved	Water	SM 4500 F C	
500-95808-8	MW-16	Dissolved	Water	SM 4500 F C	
500-95808-8 MS	MW-16	Dissolved	Water	SM 4500 F C	
500-95808-8 MSD	MW-16	Dissolved	Water	SM 4500 F C	
500-95808-9	DUPLICATE	Dissolved	Water	SM 4500 F C	
500-95808-10	MW-02	Dissolved	Water	SM 4500 F C	
500-95808-11	MW-03	Dissolved	Water	SM 4500 F C	
500-95808-12	MW-04	Dissolved	Water	SM 4500 F C	
500-95808-13	MW-05	Dissolved	Water	SM 4500 F C	
500-95808-14	MW-13	Dissolved	Water	SM 4500 F C	
500-95808-15	MW-14	Dissolved	Water	SM 4500 F C	
500-95808-16	MW-10	Dissolved	Water	SM 4500 F C	
500-95808-17	MW-15	Dissolved	Water	SM 4500 F C	
LCS 500-288640/32	Lab Control Sample	Total/NA	Water	SM 4500 F C	
LCS 500-288640/4	Lab Control Sample	Total/NA	Water	SM 4500 F C	
MB 500-288640/3	Method Blank	Total/NA	Water	SM 4500 F C	

TestAmerica Chicago



Client: KPRG and Associates, Inc.
 Project/Site: Powerton Station Ash Ponds

TestAmerica Job ID: 500-95808-1

General Chemistry (Continued)

Analysis Batch: 288640 (Continued)

Lab Sample ID	Client Sample ID	Prep Type	Matrix	Method	Prep Batch
MB 500-288640/31	Method Blank	Total/NA	Water	SM 4500 F C	

Analysis Batch: 288718

Lab Sample ID	Client Sample ID	Prep Type	Matrix	Method	Prep Batch
500-95808-6	MW-11	Dissolved	Water	9038	
500-95808-7	MW-12	Dissolved	Water	9038	
500-95808-8	MW-16	Dissolved	Water	9038	
500-95808-9	DUPLICATE	Dissolved	Water	9038	
500-95808-10	MW-02	Dissolved	Water	9038	
500-95808-11	MW-03	Dissolved	Water	9038	
500-95808-12	MW-04	Dissolved	Water	9038	
500-95808-13	MW-05	Dissolved	Water	9038	
500-95808-13 MS	MW-05	Dissolved	Water	9038	
500-95808-13 MSD	MW-05	Dissolved	Water	9038	
500-95808-14	MW-13	Dissolved	Water	9038	
500-95808-15	MW-14	Dissolved	Water	9038	
500-95808-16	MW-10	Dissolved	Water	9038	
LCS 500-288718/4	Lab Control Sample	Total/NA	Water	9038	
MB 500-288718/3	Method Blank	Total/NA	Water	9038	

Analysis Batch: 289067

Lab Sample ID	Client Sample ID	Prep Type	Matrix	Method	Prep Batch
500-95808-1	MW-01	Dissolved	Water	SM 4500 NO3 F	
500-95808-2	MW-06	Dissolved	Water	SM 4500 NO3 F	
500-95808-3	MW-07	Dissolved	Water	SM 4500 NO3 F	
500-95808-4	MW-08	Dissolved	Water	SM 4500 NO3 F	
500-95808-5	MW-09	Dissolved	Water	SM 4500 NO3 F	
500-95808-6	MW-11	Dissolved	Water	SM 4500 NO3 F	
500-95808-7	MW-12	Dissolved	Water	SM 4500 NO3 F	
500-95808-8	MW-16	Dissolved	Water	SM 4500 NO3 F	
500-95808-9	DUPLICATE	Dissolved	Water	SM 4500 NO3 F	
500-95808-10	MW-02	Dissolved	Water	SM 4500 NO3 F	
500-95808-11	MW-03	Dissolved	Water	SM 4500 NO3 F	
500-95808-12	MW-04	Dissolved	Water	SM 4500 NO3 F	
500-95808-13	MW-05	Dissolved	Water	SM 4500 NO3 F	
500-95808-14	MW-13	Dissolved	Water	SM 4500 NO3 F	
500-95808-15	MW-14	Dissolved	Water	SM 4500 NO3 F	
500-95808-16	MW-10	Dissolved	Water	SM 4500 NO3 F	
500-95808-17	MW-15	Dissolved	Water	SM 4500 NO3 F	
LCS 500-289067/13	Lab Control Sample	Total/NA	Water	SM 4500 NO3 F	
MB 500-289067/12	Method Blank	Total/NA	Water	SM 4500 NO3 F	

Analysis Batch: 289385

Lab Sample ID	Client Sample ID	Prep Type	Matrix	Method	Prep Batch
500-95808-17	MW-15	Dissolved	Water	9038	
LCS 500-289385/4	Lab Control Sample	Total/NA	Water	9038	
MB 500-289385/3	Method Blank	Total/NA	Water	9038	

Client: KPRG and Associates, Inc.
 Project/Site: Powerton Station Ash Ponds

TestAmerica Job ID: 500-95808-1

Method: 8260B - Volatile Organic Compounds (GC/MS)

Matrix: Water

Prep Type: Total/NA

Lab Sample ID	Client Sample ID	Percent Surrogate Recovery (Acceptance Limits)			
		12DCE (75-125)	TOL (75-120)	BFB (75-120)	DBFM (75-120)
500-95808-1	MW-01	93	95	98	102
500-95808-2	MW-06	94	100	97	100
500-95808-3	MW-07	99	99	109	100
500-95808-4	MW-08	94	97	95	106
500-95808-5	MW-09	93	96	97	103
500-95808-6	MW-11	95	97	96	106
500-95808-7	MW-12	94	98	98	107
500-95808-8	MW-16	101	97	100	102
500-95808-9	DUPLICATE	96	96	100	102
500-95808-10	MW-02	97	97	96	103
500-95808-11	MW-03	95	97	100	103
500-95808-12	MW-04	95	98	97	103
500-95808-13	MW-05	94	97	99	103
500-95808-14	MW-13	94	95	97	105
500-95808-15	MW-14	91	97	96	100
500-95808-16	MW-10	99	101	102	102
500-95808-17	MW-15	101	97	101	103
500-95808-17 MS	MW-15	90	97	96	101
500-95808-17 MSD	MW-15	93	99	96	108
500-95808-18	Trip Blank	96	97	96	101
LCS 500-288836/4	Lab Control Sample	91	98	95	107
MB 500-288836/6	Method Blank	92	103	95	101

Surrogate Legend

- 12DCE = 1,2-Dichloroethane-d4 (Surr)
- TOL = Toluene-d8 (Surr)
- BFB = 4-Bromofluorobenzene (Surr)
- DBFM = Dibromofluoromethane

Client: KPRG and Associates, Inc.
 Project/Site: Powerton Station Ash Ponds

TestAmerica Job ID: 500-95808-1

Method: 8260B - Volatile Organic Compounds (GC/MS)

Lab Sample ID: MB 500-288836/6
Matrix: Water
Analysis Batch: 288836

Client Sample ID: Method Blank
Prep Type: Total/NA

Analyte	MB Result	MB Qualifier	RL	MDL	Unit	D	Prepared	Analyzed	Dil Fac
Benzene	<0.00050		0.00050		mg/L			05/20/15 22:27	1
Toluene	<0.00050		0.00050		mg/L			05/20/15 22:27	1
Ethylbenzene	<0.00050		0.00050		mg/L			05/20/15 22:27	1
Xylenes, Total	<0.0010		0.0010		mg/L			05/20/15 22:27	1

Surrogate	MB %Recovery	MB Qualifier	Limits	Prepared	Analyzed	Dil Fac
1,2-Dichloroethane-d4 (Surr)	92		75 - 125		05/20/15 22:27	1
Toluene-d8 (Surr)	103		75 - 120		05/20/15 22:27	1
4-Bromofluorobenzene (Surr)	95		75 - 120		05/20/15 22:27	1
Dibromofluoromethane	101		75 - 120		05/20/15 22:27	1

Lab Sample ID: LCS 500-288836/4
Matrix: Water
Analysis Batch: 288836

Client Sample ID: Lab Control Sample
Prep Type: Total/NA

Analyte	Spike Added	LCS Result	LCS Qualifier	Unit	D	%Rec	%Rec. Limits
Benzene	0.0500	0.0535		mg/L		107	75 - 120
Toluene	0.0500	0.0507		mg/L		101	75 - 120
Ethylbenzene	0.0500	0.0558		mg/L		112	75 - 120
Xylenes, Total	0.100	0.104		mg/L		104	75 - 120

Surrogate	LCS %Recovery	LCS Qualifier	Limits
1,2-Dichloroethane-d4 (Surr)	91		75 - 125
Toluene-d8 (Surr)	98		75 - 120
4-Bromofluorobenzene (Surr)	95		75 - 120
Dibromofluoromethane	107		75 - 120

Lab Sample ID: 500-95808-17 MS
Matrix: Water
Analysis Batch: 288836

Client Sample ID: MW-15
Prep Type: Total/NA

Analyte	Sample Result	Sample Qualifier	Spike Added	MS Result	MS Qualifier	Unit	D	%Rec	%Rec. Limits
Benzene	<0.00050		0.0500	0.0496		mg/L		99	75 - 120
Toluene	<0.00050		0.0500	0.0485		mg/L		97	75 - 120
Ethylbenzene	<0.00050		0.0500	0.0538		mg/L		108	75 - 120
Xylenes, Total	<0.0010		0.100	0.100		mg/L		100	75 - 120

Surrogate	MS %Recovery	MS Qualifier	Limits
1,2-Dichloroethane-d4 (Surr)	90		75 - 125
Toluene-d8 (Surr)	97		75 - 120
4-Bromofluorobenzene (Surr)	96		75 - 120
Dibromofluoromethane	101		75 - 120

Client: KPRG and Associates, Inc.
 Project/Site: Powerton Station Ash Ponds

TestAmerica Job ID: 500-95808-1

Method: 8260B - Volatile Organic Compounds (GC/MS) (Continued)

Lab Sample ID: 500-95808-17 MSD
 Matrix: Water
 Analysis Batch: 288836

Client Sample ID: MW-15
 Prep Type: Total/NA

Analyte	Sample Result	Sample Qualifier	Spike Added	MSD Result	MSD Qualifier	Unit	D	%Rec	%Rec. Limits	RPD	RPD Limit
Benzene	<0.00050		0.0500	0.0522		mg/L		104	75 - 120	5	20
Toluene	<0.00050		0.0500	0.0482		mg/L		96	75 - 120	1	20
Ethylbenzene	<0.00050		0.0500	0.0559		mg/L		112	75 - 120	4	20
Xylenes, Total	<0.0010		0.100	0.103		mg/L		103	75 - 120	2	20

Surrogate	MSD %Recovery	MSD Qualifier	Limits
1,2-Dichloroethane-d4 (Surr)	93		75 - 125
Toluene-d8 (Surr)	99		75 - 120
4-Bromofluorobenzene (Surr)	96		75 - 120
Dibromofluoromethane	108		75 - 120

Method: 314.0 - Perchlorate (IC)

Lab Sample ID: MB 320-75111/12
 Matrix: Water
 Analysis Batch: 75111

Client Sample ID: Method Blank
 Prep Type: Total/NA

Analyte	MB Result	MB Qualifier	RL	MDL	Unit	D	Prepared	Analyzed	Dil Fac
Perchlorate	<0.0040		0.0040		mg/L			05/27/15 21:22	1

Lab Sample ID: LCS 320-75111/13
 Matrix: Water
 Analysis Batch: 75111

Client Sample ID: Lab Control Sample
 Prep Type: Total/NA

Analyte	Spike Added	LCS Result	LCS Qualifier	Unit	D	%Rec	%Rec. Limits
Perchlorate	0.0500	0.0510		mg/L		102	85 - 115

Lab Sample ID: MRL 320-75111/5
 Matrix: Water
 Analysis Batch: 75111

Client Sample ID: Lab Control Sample
 Prep Type: Total/NA

Analyte	Spike Added	MRL Result	MRL Qualifier	Unit	D	%Rec	%Rec. Limits
Perchlorate	4.00	5.14	^	ug/L		128	75 - 125

Method: 6020A - Metals (ICP/MS)

Lab Sample ID: 500-95808-1 MS
 Matrix: Water
 Analysis Batch: 288535

Client Sample ID: MW-01
 Prep Type: Dissolved
 Prep Batch: 288223

Analyte	Sample Result	Sample Qualifier	Spike Added	MS Result	MS Qualifier	Unit	D	%Rec	%Rec. Limits
Antimony	<0.0030	^	0.500	0.515		mg/L		103	75 - 125
Arsenic	<0.0010		0.100	0.123		mg/L		123	75 - 125
Barium	0.036		0.500	0.521		mg/L		97	75 - 125
Cadmium	<0.00050		0.0500	0.0556		mg/L		111	75 - 125
Chromium	<0.0050		0.200	0.194		mg/L		97	75 - 125
Cobalt	<0.0010		0.500	0.499		mg/L		100	75 - 125
Copper	<0.0020	^	0.250	0.250		mg/L		99	75 - 125

TestAmerica Chicago

Client: KPRG and Associates, Inc.
 Project/Site: Powerton Station Ash Ponds

TestAmerica Job ID: 500-95808-1

Method: 6020A - Metals (ICP/MS) (Continued)

Lab Sample ID: 500-95808-1 MS
Matrix: Water
Analysis Batch: 288535

Client Sample ID: MW-01
Prep Type: Dissolved
Prep Batch: 288223

Analyte	Sample Result	Sample Qualifier	Spike Added	MS Result	MS Qualifier	Unit	D	%Rec	%Rec. Limits
Iron	<0.10	^	1.00	0.979		mg/L		95	75 - 125
Lead	<0.00050		0.100	0.100		mg/L		100	75 - 125
Nickel	<0.0020	^	0.500	0.502		mg/L		100	75 - 125
Selenium	<0.0025		0.100	0.141	F1	mg/L		141	75 - 125
Silver	<0.00050		0.0500	0.0443		mg/L		89	75 - 125
Thallium	<0.0020		0.100	0.108		mg/L		108	75 - 125
Vanadium	<0.0050		0.500	0.497		mg/L		99	75 - 125
Zinc	<0.020		0.500	0.575		mg/L		115	75 - 125

Lab Sample ID: 500-95808-1 MS
Matrix: Water
Analysis Batch: 288542

Client Sample ID: MW-01
Prep Type: Dissolved
Prep Batch: 288223

Analyte	Sample Result	Sample Qualifier	Spike Added	MS Result	MS Qualifier	Unit	D	%Rec	%Rec. Limits
Beryllium	<0.0010		0.0500	0.0488		mg/L		98	75 - 125
Boron	0.087		1.00	1.04		mg/L		95	75 - 125
Manganese	<0.0025		0.500	0.473		mg/L		94	75 - 125

Lab Sample ID: 500-95808-1 MSD
Matrix: Water
Analysis Batch: 288535

Client Sample ID: MW-01
Prep Type: Dissolved
Prep Batch: 288223

Analyte	Sample Result	Sample Qualifier	Spike Added	MSD Result	MSD Qualifier	Unit	D	%Rec	%Rec. Limits	RPD	RPD Limit
Antimony	<0.0030	^	0.500	0.501		mg/L		100	75 - 125	3	20
Arsenic	<0.0010		0.100	0.119		mg/L		119	75 - 125	4	20
Barium	0.036		0.500	0.497		mg/L		92	75 - 125	5	20
Cadmium	<0.00050		0.0500	0.0536		mg/L		107	75 - 125	4	20
Chromium	<0.0050		0.200	0.182		mg/L		91	75 - 125	6	20
Cobalt	<0.0010		0.500	0.469		mg/L		94	75 - 125	6	20
Copper	<0.0020	^	0.250	0.240		mg/L		96	75 - 125	4	20
Iron	<0.10	^	1.00	0.939		mg/L		91	75 - 125	4	20
Lead	<0.00050		0.100	0.0960		mg/L		96	75 - 125	4	20
Nickel	<0.0020	^	0.500	0.474		mg/L		95	75 - 125	6	20
Selenium	<0.0025		0.100	0.137	F1	mg/L		137	75 - 125	3	20
Silver	<0.00050		0.0500	0.0455		mg/L		91	75 - 125	3	20
Thallium	<0.0020		0.100	0.103		mg/L		103	75 - 125	4	20
Vanadium	<0.0050		0.500	0.468		mg/L		94	75 - 125	6	20
Zinc	<0.020		0.500	0.553		mg/L		111	75 - 125	4	20

Lab Sample ID: 500-95808-1 MSD
Matrix: Water
Analysis Batch: 288542

Client Sample ID: MW-01
Prep Type: Dissolved
Prep Batch: 288223

Analyte	Sample Result	Sample Qualifier	Spike Added	MSD Result	MSD Qualifier	Unit	D	%Rec	%Rec. Limits	RPD	RPD Limit
Beryllium	<0.0010		0.0500	0.0488		mg/L		98	75 - 125	0	20
Boron	0.087		1.00	1.05		mg/L		96	75 - 125	1	20
Manganese	<0.0025		0.500	0.472		mg/L		94	75 - 125	0	20

TestAmerica Chicago

Client: KPRG and Associates, Inc.
 Project/Site: Powerton Station Ash Ponds

TestAmerica Job ID: 500-95808-1

Method: 6020A - Metals (ICP/MS) (Continued)

Lab Sample ID: 500-95808-1 DU
Matrix: Water
Analysis Batch: 288535

Client Sample ID: MW-01
Prep Type: Dissolved
Prep Batch: 288223

Analyte	Sample Result	Sample Qualifier	DU		Unit	D	RPD	Limit
			Result	Qualifier				
Antimony	<0.0030	^	<0.0030		mg/L		NC	20
Arsenic	<0.0010		<0.0010		mg/L			20
Barium	0.036		0.0383		mg/L		7	20
Cadmium	<0.00050		<0.00050		mg/L		NC	20
Chromium	<0.0050		<0.0050		mg/L		NC	20
Cobalt	<0.0010		<0.0010		mg/L		NC	20
Copper	<0.0020	^	<0.0020		mg/L		NC	20
Iron	<0.10	^	<0.10		mg/L		NC	20
Lead	<0.00050		<0.00050		mg/L		NC	20
Nickel	<0.0020	^	<0.0020		mg/L		NC	20
Selenium	<0.0025		<0.0025		mg/L		NC	20
Silver	<0.00050		<0.00050		mg/L		NC	20
Thallium	<0.0020		<0.0020		mg/L		NC	20
Vanadium	<0.0050		<0.0050		mg/L		NC	20
Zinc	<0.020		<0.020		mg/L		NC	20

Lab Sample ID: 500-95808-1 DU
Matrix: Water
Analysis Batch: 288542

Client Sample ID: MW-01
Prep Type: Dissolved
Prep Batch: 288223

Analyte	Sample Result	Sample Qualifier	DU		Unit	D	RPD	Limit
			Result	Qualifier				
Beryllium	<0.0010		<0.0010		mg/L		NC	20
Boron	0.087		0.0812		mg/L		7	20
Manganese	<0.0025		<0.0025		mg/L		NC	20

Lab Sample ID: MB 500-288223/1-A
Matrix: Water
Analysis Batch: 288535

Client Sample ID: Method Blank
Prep Type: Soluble
Prep Batch: 288223

Analyte	MB		RL	MDL	Unit	D	Prepared	Analyzed	Dil Fac
	Result	Qualifier							
Antimony	<0.0030		0.0030		mg/L		05/15/15 11:10	05/18/15 12:50	1
Arsenic	<0.0010		0.0010		mg/L		05/15/15 11:10	05/18/15 12:50	1
Barium	<0.0025		0.0025		mg/L		05/15/15 11:10	05/18/15 12:50	1
Cadmium	<0.00050		0.00050		mg/L		05/15/15 11:10	05/18/15 12:50	1
Chromium	<0.0050		0.0050		mg/L		05/15/15 11:10	05/18/15 12:50	1
Cobalt	<0.0010		0.0010		mg/L		05/15/15 11:10	05/18/15 12:50	1
Copper	<0.0020		0.0020		mg/L		05/15/15 11:10	05/18/15 12:50	1
Iron	<0.10		0.10		mg/L		05/15/15 11:10	05/18/15 12:50	1
Lead	<0.00050		0.00050		mg/L		05/15/15 11:10	05/18/15 12:50	1
Nickel	<0.0020		0.0020		mg/L		05/15/15 11:10	05/18/15 12:50	1
Selenium	<0.0025		0.0025		mg/L		05/15/15 11:10	05/18/15 12:50	1
Silver	<0.00050		0.00050		mg/L		05/15/15 11:10	05/18/15 12:50	1
Thallium	<0.0020		0.0020		mg/L		05/15/15 11:10	05/18/15 12:50	1
Vanadium	<0.0050		0.0050		mg/L		05/15/15 11:10	05/18/15 12:50	1
Zinc	<0.020		0.020		mg/L		05/15/15 11:10	05/18/15 12:50	1

Client: KPRG and Associates, Inc.
 Project/Site: Powerton Station Ash Ponds

TestAmerica Job ID: 500-95808-1

Method: 6020A - Metals (ICP/MS) (Continued)

Lab Sample ID: MB 500-288223/1-A
 Matrix: Water
 Analysis Batch: 288542

Client Sample ID: Method Blank
 Prep Type: Soluble
 Prep Batch: 288223

Analyte	MB Result	MB Qualifier	RL	MDL	Unit	D	Prepared	Analyzed	Dil Fac
Beryllium	<0.0010		0.0010		mg/L		05/15/15 11:10	05/18/15 19:25	1
Boron	<0.050	^	0.050		mg/L		05/15/15 11:10	05/18/15 19:25	1
Manganese	<0.0025		0.0025		mg/L		05/15/15 11:10	05/18/15 19:25	1

Lab Sample ID: LCS 500-288223/2-A
 Matrix: Water
 Analysis Batch: 288535

Client Sample ID: Lab Control Sample
 Prep Type: Soluble
 Prep Batch: 288223

Analyte	Spike Added	LCS Result	LCS Qualifier	Unit	D	%Rec	Limits
Antimony	0.500	0.474		mg/L		95	80 - 120
Arsenic	0.100	0.0985		mg/L		98	80 - 120
Barium	0.500	0.469		mg/L		94	80 - 120
Cadmium	0.0500	0.0534		mg/L		107	80 - 120
Chromium	0.200	0.193		mg/L		96	80 - 120
Cobalt	0.500	0.507		mg/L		101	80 - 120
Copper	0.250	0.252		mg/L		101	80 - 120
Iron	1.00	0.959		mg/L		96	80 - 120
Lead	0.100	0.103		mg/L		103	80 - 120
Nickel	0.500	0.518		mg/L		104	80 - 120
Selenium	0.100	0.0972		mg/L		97	80 - 120
Silver	0.0500	0.0460		mg/L		92	80 - 120
Thallium	0.100	0.110		mg/L		110	80 - 120
Vanadium	0.500	0.484		mg/L		97	80 - 120
Zinc	0.500	0.511		mg/L		102	80 - 120

Lab Sample ID: LCS 500-288223/2-A
 Matrix: Water
 Analysis Batch: 288542

Client Sample ID: Lab Control Sample
 Prep Type: Soluble
 Prep Batch: 288223

Analyte	Spike Added	LCS Result	LCS Qualifier	Unit	D	%Rec	Limits
Beryllium	0.0500	0.0428		mg/L		86	80 - 120
Boron	1.00	0.894		mg/L		89	80 - 120
Manganese	0.500	0.443		mg/L		89	80 - 120

Method: 7470A - Mercury (CVAA)

Lab Sample ID: MB 500-288205/12-A
 Matrix: Water
 Analysis Batch: 288447

Client Sample ID: Method Blank
 Prep Type: Total/NA
 Prep Batch: 288205

Analyte	MB Result	MB Qualifier	RL	MDL	Unit	D	Prepared	Analyzed	Dil Fac
Mercury	<0.00020		0.00020		mg/L		05/15/15 11:00	05/18/15 09:23	1

Lab Sample ID: LCS 500-288205/13-A
 Matrix: Water
 Analysis Batch: 288447

Client Sample ID: Lab Control Sample
 Prep Type: Total/NA
 Prep Batch: 288205

Analyte	Spike Added	LCS Result	LCS Qualifier	Unit	D	%Rec	Limits
Mercury	0.00200	0.00207		mg/L		103	80 - 120

TestAmerica Chicago

Client: KPRG and Associates, Inc.
 Project/Site: Powerton Station Ash Ponds

TestAmerica Job ID: 500-95808-1

Lab Sample ID: 500-95808-7 MS
Matrix: Water
Analysis Batch: 288447

Client Sample ID: MW-12
Prep Type: Dissolved
Prep Batch: 288205
 %Rec.

Analyte	Sample Result	Sample Qualifier	Spike Added	MS Result	MS Qualifier	Unit	D	%Rec	Limits
Mercury	<0.00020		0.00100	0.000887		mg/L		89	80 - 120

Lab Sample ID: 500-95808-7 MSD
Matrix: Water
Analysis Batch: 288447

Client Sample ID: MW-12
Prep Type: Dissolved
Prep Batch: 288205
 %Rec. RPD

Analyte	Sample Result	Sample Qualifier	Spike Added	MSD Result	MSD Qualifier	Unit	D	%Rec	Limits	RPD	Limit
Mercury	<0.00020		0.00100	0.000869		mg/L		87	80 - 120	2	20

Lab Sample ID: 500-95808-7 DU
Matrix: Water
Analysis Batch: 288447

Client Sample ID: MW-12
Prep Type: Dissolved
Prep Batch: 288205
 RPD

Analyte	Sample Result	Sample Qualifier	DU Result	DU Qualifier	Unit	D	RPD	Limit
Mercury	<0.00020		<0.00020		mg/L		NC	20

Method: 9014 - Cyanide

Lab Sample ID: MB 500-288400/11-A
Matrix: Water
Analysis Batch: 288495

Client Sample ID: Method Blank
Prep Type: Total/NA
Prep Batch: 288400

Analyte	MB Result	MB Qualifier	RL	MDL	Unit	D	Prepared	Analyzed	Dil Fac
Cyanide, Total	<0.010		0.010		mg/L		05/18/15 12:05	05/18/15 14:36	1

Lab Sample ID: LCS 500-288400/12-A
Matrix: Water
Analysis Batch: 288495

Client Sample ID: Lab Control Sample
Prep Type: Total/NA
Prep Batch: 288400
 %Rec.

Analyte	Spike Added	LCS Result	LCS Qualifier	Unit	D	%Rec	Limits
Cyanide, Total	0.100	0.101		mg/L		101	80 - 120

Lab Sample ID: MB 500-288485/1-A
Matrix: Water
Analysis Batch: 288512

Client Sample ID: Method Blank
Prep Type: Total/NA
Prep Batch: 288485

Analyte	MB Result	MB Qualifier	RL	MDL	Unit	D	Prepared	Analyzed	Dil Fac
Cyanide, Total	<0.010		0.010		mg/L		05/18/15 15:30	05/18/15 17:50	1

Lab Sample ID: LCS 500-288485/2-A
Matrix: Water
Analysis Batch: 288512

Client Sample ID: Lab Control Sample
Prep Type: Total/NA
Prep Batch: 288485
 %Rec.

Analyte	Spike Added	LCS Result	LCS Qualifier	Unit	D	%Rec	Limits
Cyanide, Total	0.100	0.100		mg/L		100	80 - 120

Lab Sample ID: 500-95808-1 MS
Matrix: Water
Analysis Batch: 288495

Client Sample ID: MW-01
Prep Type: Dissolved
Prep Batch: 288400
 %Rec.

Analyte	Sample Result	Sample Qualifier	Spike Added	MS Result	MS Qualifier	Unit	D	%Rec	Limits
Cyanide, Total	<0.010		0.0400	0.0381		mg/L		95	75 - 125

TestAmerica Chicago

Client: KPRG and Associates, Inc.
 Project/Site: Powerton Station Ash Ponds

TestAmerica Job ID: 500-95808-1

Lab Sample ID: 500-95808-1 MSD
Matrix: Water
Analysis Batch: 288495

Client Sample ID: MW-01
Prep Type: Dissolved
Prep Batch: 288400

Analyte	Sample Result	Sample Qualifier	Spike Added	MSD Result	MSD Qualifier	Unit	D	%Rec	%Rec. Limits	RPD	RPD Limit
Cyanide, Total	<0.010		0.0400	0.0414		mg/L		104	75 - 125	8	20

Lab Sample ID: 500-95808-13 MS
Matrix: Water
Analysis Batch: 288512

Client Sample ID: MW-05
Prep Type: Dissolved
Prep Batch: 288485

Analyte	Sample Result	Sample Qualifier	Spike Added	MS Result	MS Qualifier	Unit	D	%Rec	%Rec. Limits	RPD	RPD Limit
Cyanide, Total	<0.010		0.0400	0.0392		mg/L		98	75 - 125		

Lab Sample ID: 500-95808-13 MSD
Matrix: Water
Analysis Batch: 288512

Client Sample ID: MW-05
Prep Type: Dissolved
Prep Batch: 288485

Analyte	Sample Result	Sample Qualifier	Spike Added	MSD Result	MSD Qualifier	Unit	D	%Rec	%Rec. Limits	RPD	RPD Limit
Cyanide, Total	<0.010		0.0400	0.0369		mg/L		92	75 - 125	6	20

Method: 9038 - Sulfate, Turbidimetric

Lab Sample ID: MB 500-288564/3
Matrix: Water
Analysis Batch: 288564

Client Sample ID: Method Blank
Prep Type: Total/NA

Analyte	MB Result	MB Qualifier	RL	MDL	Unit	D	Prepared	Analyzed	Dil Fac
Sulfate	<5.0		5.0		mg/L			05/19/15 07:33	1

Lab Sample ID: LCS 500-288564/4
Matrix: Water
Analysis Batch: 288564

Client Sample ID: Lab Control Sample
Prep Type: Total/NA

Analyte	Spike Added	LCS Result	LCS Qualifier	Unit	D	%Rec	%Rec. Limits	RPD	RPD Limit
Sulfate	20.0	19.1		mg/L		96	80 - 120		

Lab Sample ID: MB 500-288718/3
Matrix: Water
Analysis Batch: 288718

Client Sample ID: Method Blank
Prep Type: Total/NA

Analyte	MB Result	MB Qualifier	RL	MDL	Unit	D	Prepared	Analyzed	Dil Fac
Sulfate	<5.0		5.0		mg/L			05/20/15 07:35	1

Lab Sample ID: LCS 500-288718/4
Matrix: Water
Analysis Batch: 288718

Client Sample ID: Lab Control Sample
Prep Type: Total/NA

Analyte	Spike Added	LCS Result	LCS Qualifier	Unit	D	%Rec	%Rec. Limits	RPD	RPD Limit
Sulfate	20.0	19.2		mg/L		96	80 - 120		

Client: KPRG and Associates, Inc.
 Project/Site: Powerton Station Ash Ponds

TestAmerica Job ID: 500-95808-1

Method: 9038 - Sulfate, Turbidimetric (Continued)

Lab Sample ID: MB 500-289385/3
 Matrix: Water
 Analysis Batch: 289385

Client Sample ID: Method Blank
 Prep Type: Total/NA

Analyte	MB Result	MB Qualifier	RL	MDL	Unit	D	Prepared	Analyzed	Dil Fac
Sulfate	<5.0		5.0		mg/L			05/26/15 05:11	1

Lab Sample ID: LCS 500-289385/4
 Matrix: Water
 Analysis Batch: 289385

Client Sample ID: Lab Control Sample
 Prep Type: Total/NA

Analyte	Spike Added	LCS Result	LCS Qualifier	Unit	D	%Rec	%Rec. Limits
Sulfate	20.0	18.2		mg/L		91	80 - 120

Lab Sample ID: 500-95808-13 MS
 Matrix: Water
 Analysis Batch: 288718

Client Sample ID: MW-05
 Prep Type: Dissolved

Analyte	Sample Result	Sample Qualifier	Spike Added	MS Result	MS Qualifier	Unit	D	%Rec	%Rec. Limits
Sulfate	150		400	542		mg/L		98	75 - 125

Lab Sample ID: 500-95808-13 MSD
 Matrix: Water
 Analysis Batch: 288718

Client Sample ID: MW-05
 Prep Type: Dissolved

Analyte	Sample Result	Sample Qualifier	Spike Added	MSD Result	MSD Qualifier	Unit	D	%Rec	%Rec. Limits	RPD	RPD Limit
Sulfate	150		400	549		mg/L		100	75 - 125	1	20

Method: 9251 - Chloride

Lab Sample ID: MB 500-288467/4
 Matrix: Water
 Analysis Batch: 288467

Client Sample ID: Method Blank
 Prep Type: Total/NA

Analyte	MB Result	MB Qualifier	RL	MDL	Unit	D	Prepared	Analyzed	Dil Fac
Chloride	<2.0		2.0		mg/L			05/17/15 17:59	1

Lab Sample ID: LCS 500-288467/5
 Matrix: Water
 Analysis Batch: 288467

Client Sample ID: Lab Control Sample
 Prep Type: Total/NA

Analyte	Spike Added	LCS Result	LCS Qualifier	Unit	D	%Rec	%Rec. Limits
Chloride	50.0	51.1		mg/L		102	80 - 120

Lab Sample ID: 500-95808-2 MS
 Matrix: Water
 Analysis Batch: 288467

Client Sample ID: MW-06
 Prep Type: Dissolved

Analyte	Sample Result	Sample Qualifier	Spike Added	MS Result	MS Qualifier	Unit	D	%Rec	%Rec. Limits
Chloride	230		50.0	258	4	mg/L		56	75 - 125

Client: KPRG and Associates, Inc.
 Project/Site: Powerton Station Ash Ponds

TestAmerica Job ID: 500-95808-1

Method: 9251 - Chloride (Continued)

Lab Sample ID: 500-95808-2 MSD
 Matrix: Water
 Analysis Batch: 288467

Client Sample ID: MW-06
 Prep Type: Dissolved

Analyte	Sample Result	Sample Qualifier	Spike Added	MSD Result	MSD Qualifier	Unit	D	%Rec	%Rec. Limits	RPD	RPD Limit
Chloride	230		50.0	268	4	mg/L		75	75 - 125	4	20

Lab Sample ID: 500-95808-I-15 MS
 Matrix: Water
 Analysis Batch: 288467

Client Sample ID: 500-95808-I-15 MS
 Prep Type: Dissolved

Analyte	Sample Result	Sample Qualifier	Spike Added	MS Result	MS Qualifier	Unit	D	%Rec	%Rec. Limits	RPD	RPD Limit
Chloride	190	F1	50.0	233		mg/L		90	75 - 125		

Lab Sample ID: 500-95808-I-15 MSD
 Matrix: Water
 Analysis Batch: 288467

Client Sample ID: 500-95808-I-15 MSD
 Prep Type: Dissolved

Analyte	Sample Result	Sample Qualifier	Spike Added	MSD Result	MSD Qualifier	Unit	D	%Rec	%Rec. Limits	RPD	RPD Limit
Chloride	190	F1	50.0	218	F1	mg/L		60	75 - 125	7	20

Method: SM 2540C - Solids, Total Dissolved (TDS)

Lab Sample ID: MB 500-288322/1
 Matrix: Water
 Analysis Batch: 288322

Client Sample ID: Method Blank
 Prep Type: Total/NA

Analyte	MB Result	MB Qualifier	RL	MDL	Unit	D	Prepared	Analyzed	Dil Fac
Total Dissolved Solids	<10		10		mg/L			05/16/15 18:30	1

Lab Sample ID: LCS 500-288322/2
 Matrix: Water
 Analysis Batch: 288322

Client Sample ID: Lab Control Sample
 Prep Type: Total/NA

Analyte	Spike Added	LCS Result	LCS Qualifier	Unit	D	%Rec	%Rec. Limits	RPD	RPD Limit
Total Dissolved Solids	250	264		mg/L		106	80 - 120		

Method: SM 4500 F C - Fluoride

Lab Sample ID: MB 500-288640/3
 Matrix: Water
 Analysis Batch: 288640

Client Sample ID: Method Blank
 Prep Type: Total/NA

Analyte	MB Result	MB Qualifier	RL	MDL	Unit	D	Prepared	Analyzed	Dil Fac
Fluoride	<0.10		0.10		mg/L			05/19/15 10:52	1

Lab Sample ID: MB 500-288640/31
 Matrix: Water
 Analysis Batch: 288640

Client Sample ID: Method Blank
 Prep Type: Total/NA

Analyte	MB Result	MB Qualifier	RL	MDL	Unit	D	Prepared	Analyzed	Dil Fac
Fluoride	<0.10		0.10		mg/L			05/19/15 12:16	1

TestAmerica Chicago

Client: KPRG and Associates, Inc.
 Project/Site: Powerton Station Ash Ponds

TestAmerica Job ID: 500-95808-1

Method: SM 4500 F C - Fluoride (Continued)

Lab Sample ID: LCS 500-288640/32
 Matrix: Water
 Analysis Batch: 288640

Client Sample ID: Lab Control Sample
 Prep Type: Total/NA

Analyte	Spike Added	LCS Result	LCS Qualifier	Unit	D	%Rec	%Rec. Limits
Fluoride	10.0	10.9		mg/L		109	80 - 120

Lab Sample ID: LCS 500-288640/4
 Matrix: Water
 Analysis Batch: 288640

Client Sample ID: Lab Control Sample
 Prep Type: Total/NA

Analyte	Spike Added	LCS Result	LCS Qualifier	Unit	D	%Rec	%Rec. Limits
Fluoride	10.0	10.5		mg/L		105	80 - 120

Lab Sample ID: 500-95808-7 MS
 Matrix: Water
 Analysis Batch: 288640

Client Sample ID: MW-12
 Prep Type: Dissolved

Analyte	Sample Result	Sample Qualifier	Spike Added	MS Result	MS Qualifier	Unit	D	%Rec	%Rec. Limits
Fluoride	0.52		5.00	5.80		mg/L		106	75 - 125

Lab Sample ID: 500-95808-7 MSD
 Matrix: Water
 Analysis Batch: 288640

Client Sample ID: MW-12
 Prep Type: Dissolved

Analyte	Sample Result	Sample Qualifier	Spike Added	MSD Result	MSD Qualifier	Unit	D	%Rec	%Rec. Limits	RPD	RPD Limit
Fluoride	0.52		5.00	5.80		mg/L		106	75 - 125	0	20

Lab Sample ID: 500-95808-8 MS
 Matrix: Water
 Analysis Batch: 288640

Client Sample ID: MW-16
 Prep Type: Dissolved

Analyte	Sample Result	Sample Qualifier	Spike Added	MS Result	MS Qualifier	Unit	D	%Rec	%Rec. Limits
Fluoride	0.11		5.00	5.46		mg/L		107	75 - 125

Lab Sample ID: 500-95808-8 MSD
 Matrix: Water
 Analysis Batch: 288640

Client Sample ID: MW-16
 Prep Type: Dissolved

Analyte	Sample Result	Sample Qualifier	Spike Added	MSD Result	MSD Qualifier	Unit	D	%Rec	%Rec. Limits	RPD	RPD Limit
Fluoride	0.11		5.00	5.46		mg/L		107	75 - 125	0	20

Method: SM 4500 NO2 B - Nitrogen, Nitrite

Lab Sample ID: MB 500-287728/3
 Matrix: Water
 Analysis Batch: 287728

Client Sample ID: Method Blank
 Prep Type: Total/NA

Analyte	MB Result	MB Qualifier	RL	MDL	Unit	D	Prepared	Analyzed	Dil Fac
Nitrogen, Nitrite	<0.020		0.020		mg/L			05/12/15 16:30	1

Client: KPRG and Associates, Inc.
 Project/Site: Powerton Station Ash Ponds

TestAmerica Job ID: 500-95808-1

Method: SM 4500 NO2 B - Nitrogen, Nitrite (Continued)

Lab Sample ID: LCS 500-287728/4
 Matrix: Water
 Analysis Batch: 287728

Client Sample ID: Lab Control Sample
 Prep Type: Total/NA

Analyte	Spike Added	LCS Result	LCS Qualifier	Unit	D	%Rec	%Rec. Limits
Nitrogen, Nitrite	0.100	0.0990		mg/L		99	80 - 120

Lab Sample ID: MB 500-287912/3
 Matrix: Water
 Analysis Batch: 287912

Client Sample ID: Method Blank
 Prep Type: Total/NA

Analyte	MB Result	MB Qualifier	RL	MDL	Unit	D	Prepared	Analyzed	Dil Fac
Nitrogen, Nitrite	<0.020		0.020		mg/L			05/13/15 17:40	1

Lab Sample ID: LCS 500-287912/4
 Matrix: Water
 Analysis Batch: 287912

Client Sample ID: Lab Control Sample
 Prep Type: Total/NA

Analyte	Spike Added	LCS Result	LCS Qualifier	Unit	D	%Rec	%Rec. Limits
Nitrogen, Nitrite	0.100	0.103		mg/L		103	80 - 120

Lab Sample ID: MB 500-288099/3
 Matrix: Water
 Analysis Batch: 288099

Client Sample ID: Method Blank
 Prep Type: Total/NA

Analyte	MB Result	MB Qualifier	RL	MDL	Unit	D	Prepared	Analyzed	Dil Fac
Nitrogen, Nitrite	<0.020		0.020		mg/L			05/14/15 17:25	1

Lab Sample ID: LCS 500-288099/4
 Matrix: Water
 Analysis Batch: 288099

Client Sample ID: Lab Control Sample
 Prep Type: Total/NA

Analyte	Spike Added	LCS Result	LCS Qualifier	Unit	D	%Rec	%Rec. Limits
Nitrogen, Nitrite	0.100	0.103		mg/L		103	80 - 120

Lab Sample ID: MB 500-288317/3
 Matrix: Water
 Analysis Batch: 288317

Client Sample ID: Method Blank
 Prep Type: Total/NA

Analyte	MB Result	MB Qualifier	RL	MDL	Unit	D	Prepared	Analyzed	Dil Fac
Nitrogen, Nitrite	<0.020		0.020		mg/L			05/16/15 09:36	1

Lab Sample ID: LCS 500-288317/4
 Matrix: Water
 Analysis Batch: 288317

Client Sample ID: Lab Control Sample
 Prep Type: Total/NA

Analyte	Spike Added	LCS Result	LCS Qualifier	Unit	D	%Rec	%Rec. Limits
Nitrogen, Nitrite	0.100	0.0976		mg/L		98	80 - 120

Lab Sample ID: 500-95808-1 MS
 Matrix: Water
 Analysis Batch: 287728

Client Sample ID: MW-01
 Prep Type: Dissolved

Analyte	Sample Result	Sample Qualifier	Spike Added	MS Result	MS Qualifier	Unit	D	%Rec	%Rec. Limits
Nitrogen, Nitrite	<0.020		0.100	0.103		mg/L		97	75 - 125

TestAmerica Chicago

Client: KPRG and Associates, Inc.
 Project/Site: Powerton Station Ash Ponds

TestAmerica Job ID: 500-95808-1

Lab Sample ID: 500-95808-1 MSD
Matrix: Water
Analysis Batch: 287728

Client Sample ID: MW-01
Prep Type: Dissolved

Analyte	Sample Result	Sample Qualifier	Spike Added	MSD Result	MSD Qualifier	Unit	D	%Rec	%Rec. Limits	RPD	RPD Limit
Nitrogen, Nitrite	<0.020		0.100	0.0983		mg/L		93	75 - 125	4	20

Lab Sample ID: 500-95808-5 MS
Matrix: Water
Analysis Batch: 287912

Client Sample ID: MW-09
Prep Type: Dissolved

Analyte	Sample Result	Sample Qualifier	Spike Added	MS Result	MS Qualifier	Unit	D	%Rec	%Rec. Limits	RPD	RPD Limit
Nitrogen, Nitrite	<0.020		0.100	0.107		mg/L		102	75 - 125		

Lab Sample ID: 500-95808-5 MSD
Matrix: Water
Analysis Batch: 287912

Client Sample ID: MW-09
Prep Type: Dissolved

Analyte	Sample Result	Sample Qualifier	Spike Added	MSD Result	MSD Qualifier	Unit	D	%Rec	%Rec. Limits	RPD	RPD Limit
Nitrogen, Nitrite	<0.020		0.100	0.110		mg/L		105	75 - 125	3	20

Lab Sample ID: 500-95808-10 MS
Matrix: Water
Analysis Batch: 288099

Client Sample ID: MW-02
Prep Type: Dissolved

Analyte	Sample Result	Sample Qualifier	Spike Added	MS Result	MS Qualifier	Unit	D	%Rec	%Rec. Limits	RPD	RPD Limit
Nitrogen, Nitrite	<0.020		0.100	0.103		mg/L		96	75 - 125		

Lab Sample ID: 500-95808-10 MSD
Matrix: Water
Analysis Batch: 288099

Client Sample ID: MW-02
Prep Type: Dissolved

Analyte	Sample Result	Sample Qualifier	Spike Added	MSD Result	MSD Qualifier	Unit	D	%Rec	%Rec. Limits	RPD	RPD Limit
Nitrogen, Nitrite	<0.020		0.100	0.104		mg/L		97	75 - 125	1	20

Lab Sample ID: 500-95808-16 MS
Matrix: Water
Analysis Batch: 288317

Client Sample ID: MW-10
Prep Type: Dissolved

Analyte	Sample Result	Sample Qualifier	Spike Added	MS Result	MS Qualifier	Unit	D	%Rec	%Rec. Limits	RPD	RPD Limit
Nitrogen, Nitrite	0.032		0.100	0.130		mg/L		98	75 - 125		

Lab Sample ID: 500-95808-16 MSD
Matrix: Water
Analysis Batch: 288317

Client Sample ID: MW-10
Prep Type: Dissolved

Analyte	Sample Result	Sample Qualifier	Spike Added	MSD Result	MSD Qualifier	Unit	D	%Rec	%Rec. Limits	RPD	RPD Limit
Nitrogen, Nitrite	0.032		0.100	0.130		mg/L		98	75 - 125	0	20

QC Sample Results

Client: KPRG and Associates, Inc.
 Project/Site: Powerton Station Ash Ponds

TestAmerica Job ID: 500-95808-1

Method: SM 4500 NO3 F - Nitrogen, Nitrate

Lab Sample ID: MB 500-289067/12
 Matrix: Water
 Analysis Batch: 289067

Client Sample ID: Method Blank
 Prep Type: Total/NA

Analyte	MB Result	MB Qualifier	RL	MDL	Unit	D	Prepared	Analyzed	Dil Fac
Nitrogen, Nitrate Nitrite	<0.10		0.10		mg/L			05/21/15 16:09	1

Lab Sample ID: LCS 500-289067/13
 Matrix: Water
 Analysis Batch: 289067

Client Sample ID: Lab Control Sample
 Prep Type: Total/NA

Analyte	Spike Added	LCS Result	LCS Qualifier	Unit	D	%Rec	%Rec. Limits
Nitrogen, Nitrate Nitrite	1.02	0.995		mg/L		98	80 - 120

- 1
- 2
- 3
- 4
- 5
- 6
- 7
- 8
- 9
- 10
- 11
- 12
- 13
- 14
- 15

Client: KPRG and Associates, Inc.
 Project/Site: Powerton Station Ash Ponds

TestAmerica Job ID: 500-95808-1

Client Sample ID: MW-01
Date Collected: 05/11/15 17:00
Date Received: 05/12/15 10:05

Lab Sample ID: 500-95808-1
Matrix: Water

Prep Type	Batch Type	Batch Method	Run	Dilution Factor	Batch Number	Prepared or Analyzed	Analyst	Lab
Total/NA	Analysis	8260B		1	288836	05/20/15 23:42	TCT	TAL CHI
Total/NA	Analysis	314.0		1	75111	05/27/15 22:39	JCB	TAL SAC
Dissolved	Prep	Soluble Metals			288223	05/15/15 11:10	MJP	TAL CHI
Dissolved	Analysis	6020A		1	288535	05/18/15 12:55	MJP	TAL CHI
Dissolved	Prep	Soluble Metals			288223	05/15/15 11:10	MJP	TAL CHI
Dissolved	Analysis	6020A		1	288542	05/18/15 13:35	MJP	TAL CHI
Dissolved	Prep	7470A			288205	05/15/15 11:00	RLL	TAL CHI
Dissolved	Analysis	7470A		1	288447	05/18/15 09:27	RLL	TAL CHI
Dissolved	Prep	9010B			288400	05/18/15 12:05	ELR	TAL CHI
Dissolved	Analysis	9014		1	288495	(Start) 05/18/15 14:37 (End) 05/18/15 14:37	ELR	TAL CHI
Dissolved	Analysis	9038		2	288564	(Start) 05/19/15 07:46 (End) 05/19/15 07:47	CLB	TAL CHI
Dissolved	Analysis	9251		1	288467	05/17/15 18:00	HMW	TAL CHI
Dissolved	Analysis	Nitrate by calc		1	288619	05/22/15 12:19	AJR	TAL CHI
Dissolved	Analysis	SM 2540C		1	288322	05/16/15 18:47	CLB	TAL CHI
Dissolved	Analysis	SM 4500 F C		1	288640	05/19/15 11:39	AJR	TAL CHI
Dissolved	Analysis	SM 4500 NO2 B		1	287728	(Start) 05/12/15 16:31 (End) 05/12/15 16:32	LAJ	TAL CHI
Dissolved	Analysis	SM 4500 NO3 F		2	289067	05/21/15 17:22	AJR	TAL CHI

Client Sample ID: MW-06
Date Collected: 05/11/15 14:50
Date Received: 05/12/15 10:05

Lab Sample ID: 500-95808-2
Matrix: Water

Prep Type	Batch Type	Batch Method	Run	Dilution Factor	Batch Number	Prepared or Analyzed	Analyst	Lab
Total/NA	Analysis	8260B		1	288836	05/21/15 00:07	TCT	TAL CHI
Total/NA	Analysis	314.0		1	75111	05/27/15 22:54	JCB	TAL SAC
Dissolved	Prep	Soluble Metals			288223	05/15/15 11:10	MJP	TAL CHI
Dissolved	Analysis	6020A		1	288535	05/18/15 13:09	MJP	TAL CHI
Dissolved	Prep	Soluble Metals			288223	05/15/15 11:10	MJP	TAL CHI
Dissolved	Analysis	6020A		1	288542	05/18/15 13:58	MJP	TAL CHI
Dissolved	Prep	7470A			288205	05/15/15 11:00	RLL	TAL CHI
Dissolved	Analysis	7470A		1	288447	05/18/15 09:29	RLL	TAL CHI
Dissolved	Prep	9010B			288400	05/18/15 12:05	ELR	TAL CHI
Dissolved	Analysis	9014		1	288495	(Start) 05/18/15 14:38 (End) 05/18/15 14:38	ELR	TAL CHI

Electronic Filing: Received Clerk's Office 11/14/2017
Lab Chronicle

Client: KPRG and Associates, Inc.
 Project/Site: Powerton Station Ash Ponds

TestAmerica Job ID: 500-95808-1

Client Sample ID: MW-06
Date Collected: 05/11/15 14:50
Date Received: 05/12/15 10:05

Lab Sample ID: 500-95808-2
Matrix: Water

Prep Type	Batch Type	Batch Method	Run	Dilution Factor	Batch Number	Prepared or Analyzed	Analyst	Lab
Dissolved	Analysis	9038		20	288564	05/19/15 07:47 (Start) 05/19/15 07:48 (End)	CLB	TAL CHI
Dissolved	Analysis	9251		5	288467	05/17/15 19:20	HMW	TAL CHI
Dissolved	Analysis	Nitrate by calc		1	288619	05/22/15 12:19	AJR	TAL CHI
Dissolved	Analysis	SM 2540C		1	288322	05/16/15 18:50	CLB	TAL CHI
Dissolved	Analysis	SM 4500 F C		1	288640	05/19/15 11:42	AJR	TAL CHI
Dissolved	Analysis	SM 4500 NO2 B		1	287728	05/12/15 16:32 (Start) 05/12/15 16:33 (End)	LAJ	TAL CHI
Dissolved	Analysis	SM 4500 NO3 F		1	289067	05/21/15 16:15	AJR	TAL CHI

Client Sample ID: MW-07
Date Collected: 05/11/15 15:45
Date Received: 05/12/15 10:05

Lab Sample ID: 500-95808-3
Matrix: Water

Prep Type	Batch Type	Batch Method	Run	Dilution Factor	Batch Number	Prepared or Analyzed	Analyst	Lab
Total/NA	Analysis	8260B		1	288836	05/21/15 00:32	TCT	TAL CHI
Total/NA	Analysis	314.0		1	75111	05/27/15 23:10	JCB	TAL SAC
Dissolved	Prep	Soluble Metals			288223	05/15/15 11:10	MJP	TAL CHI
Dissolved	Analysis	6020A		1	288535	05/18/15 13:11	MJP	TAL CHI
Dissolved	Prep	Soluble Metals			288223	05/15/15 11:10	MJP	TAL CHI
Dissolved	Analysis	6020A		20	289108	05/21/15 12:56	MJP	TAL CHI
Dissolved	Prep	Soluble Metals			288223	05/15/15 11:10	MJP	TAL CHI
Dissolved	Analysis	6020A		1	288542	05/18/15 14:03	MJP	TAL CHI
Dissolved	Prep	7470A			288205	05/15/15 11:00	RLL	TAL CHI
Dissolved	Analysis	7470A		1	288447	05/18/15 09:35	RLL	TAL CHI
Dissolved	Prep	9010B			288400	05/18/15 12:05	ELR	TAL CHI
Dissolved	Analysis	9014		1	288495	05/18/15 14:38 (Start) 05/18/15 14:39 (End)	ELR	TAL CHI
Dissolved	Analysis	9038		2	288564	05/19/15 07:48 (Start) 05/19/15 07:49 (End)	CLB	TAL CHI
Dissolved	Analysis	9251		5	288467	05/17/15 19:22	HMW	TAL CHI
Dissolved	Analysis	Nitrate by calc		1	288619	05/22/15 12:19	AJR	TAL CHI
Dissolved	Analysis	SM 2540C		1	288322	05/16/15 18:52	CLB	TAL CHI
Dissolved	Analysis	SM 4500 F C		1	288640	05/19/15 11:44	AJR	TAL CHI
Dissolved	Analysis	SM 4500 NO2 B		1	287728	05/12/15 16:33 (Start) 05/12/15 16:33 (End)	LAJ	TAL CHI
Dissolved	Analysis	SM 4500 NO3 F		1	289067	05/21/15 16:17	AJR	TAL CHI

TestAmerica Chicago

Electronic Filing: Received Clerk's Office 11/14/2017
Lab Chronicle

Client: KPRG and Associates, Inc.
 Project/Site: Powerton Station Ash Ponds

TestAmerica Job ID: 500-95808-1

Client Sample ID: MW-08
Date Collected: 05/11/15 13:20
Date Received: 05/12/15 10:05

Lab Sample ID: 500-95808-4
Matrix: Water

Prep Type	Batch Type	Batch Method	Run	Dilution Factor	Batch Number	Prepared or Analyzed	Analyst	Lab
Total/NA	Analysis	8260B		1	288836	05/21/15 00:57	TCT	TAL CHI
Total/NA	Analysis	314.0		1	75111	05/27/15 23:25	JCB	TAL SAC
Dissolved	Prep	Soluble Metals			288223	05/15/15 11:10	MJP	TAL CHI
Dissolved	Analysis	6020A		1	288535	05/18/15 13:14	MJP	TAL CHI
Dissolved	Prep	Soluble Metals			288223	05/15/15 11:10	MJP	TAL CHI
Dissolved	Analysis	6020A		1	289108	05/21/15 12:59	MJP	TAL CHI
Dissolved	Prep	Soluble Metals			288223	05/15/15 11:10	MJP	TAL CHI
Dissolved	Analysis	6020A		1	288542	05/18/15 14:22	MJP	TAL CHI
Dissolved	Prep	7470A			288205	05/15/15 11:00	RLL	TAL CHI
Dissolved	Analysis	7470A		1	288447	05/18/15 09:37	RLL	TAL CHI
Dissolved	Prep	9010B			288400	05/18/15 12:05	ELR	TAL CHI
Dissolved	Analysis	9014		1	288495		ELR	TAL CHI
					(Start)	05/18/15 14:39		
					(End)	05/18/15 14:39		
Dissolved	Analysis	9038		10	288564		CLB	TAL CHI
					(Start)	05/19/15 07:49		
					(End)	05/19/15 07:50		
Dissolved	Analysis	9251		5	288467	05/17/15 19:22	HMW	TAL CHI
Dissolved	Analysis	Nitrate by calc		1	288619	05/22/15 12:19	AJR	TAL CHI
Dissolved	Analysis	SM 2540C		1	288322	05/16/15 18:55	CLB	TAL CHI
Dissolved	Analysis	SM 4500 F C		1	288640	05/19/15 11:47	AJR	TAL CHI
Dissolved	Analysis	SM 4500 NO2 B		1	287728		LAJ	TAL CHI
					(Start)	05/12/15 16:33		
					(End)	05/12/15 16:34		
Dissolved	Analysis	SM 4500 NO3 F		1	289067	05/21/15 16:20	AJR	TAL CHI

Client Sample ID: MW-09
Date Collected: 05/12/15 12:10
Date Received: 05/13/15 09:40

Lab Sample ID: 500-95808-5
Matrix: Water

Prep Type	Batch Type	Batch Method	Run	Dilution Factor	Batch Number	Prepared or Analyzed	Analyst	Lab
Total/NA	Analysis	8260B		1	288836	05/21/15 01:22	TCT	TAL CHI
Total/NA	Analysis	314.0		1	75111	05/27/15 23:41	JCB	TAL SAC
Dissolved	Prep	Soluble Metals			288223	05/15/15 11:10	MJP	TAL CHI
Dissolved	Analysis	6020A		1	288535	05/18/15 13:25	MJP	TAL CHI
Dissolved	Prep	Soluble Metals			288223	05/15/15 11:10	MJP	TAL CHI
Dissolved	Analysis	6020A		1	288542	05/18/15 14:26	MJP	TAL CHI
Dissolved	Prep	7470A			288205	05/15/15 11:00	RLL	TAL CHI
Dissolved	Analysis	7470A		1	288447	05/18/15 09:39	RLL	TAL CHI
Dissolved	Prep	9010B			288400	05/18/15 12:05	ELR	TAL CHI
Dissolved	Analysis	9014		1	288495		ELR	TAL CHI
					(Start)	05/18/15 14:39		
					(End)	05/18/15 14:40		

TestAmerica Chicago

Electronic Filing: Received Clerk's Office 11/14/2017
Lab Chronicle

Client: KPRG and Associates, Inc.
 Project/Site: Powerton Station Ash Ponds

TestAmerica Job ID: 500-95808-1

Client Sample ID: MW-09
Date Collected: 05/12/15 12:10
Date Received: 05/13/15 09:40

Lab Sample ID: 500-95808-5
Matrix: Water

Prep Type	Batch Type	Batch Method	Run	Dilution Factor	Batch Number	Prepared or Analyzed	Analyst	Lab
Dissolved	Analysis	9038		10	288564	05/19/15 07:50 (Start) 05/19/15 07:51 (End)	CLB	TAL CHI
Dissolved	Analysis	9251		1	288467	05/17/15 18:09	HMW	TAL CHI
Dissolved	Analysis	Nitrate by calc		1	288619	05/22/15 12:19	AJR	TAL CHI
Dissolved	Analysis	SM 2540C		1	288322	05/16/15 18:57	CLB	TAL CHI
Dissolved	Analysis	SM 4500 F C		1	288640	05/19/15 11:50	AJR	TAL CHI
Dissolved	Analysis	SM 4500 NO2 B		1	287912	05/13/15 17:45 (Start) 05/13/15 17:46 (End)	LAJ	TAL CHI
Dissolved	Analysis	SM 4500 NO3 F		10	289067	05/21/15 17:52	AJR	TAL CHI

Client Sample ID: MW-11
Date Collected: 05/12/15 14:00
Date Received: 05/13/15 09:40

Lab Sample ID: 500-95808-6
Matrix: Water

Prep Type	Batch Type	Batch Method	Run	Dilution Factor	Batch Number	Prepared or Analyzed	Analyst	Lab
Total/NA	Analysis	8260B		1	288836	05/21/15 01:47	TCT	TAL CHI
Total/NA	Analysis	314.0		1	75111	05/28/15 00:27	JCB	TAL SAC
Dissolved	Prep	Soluble Metals			288223	05/15/15 11:10	MJP	TAL CHI
Dissolved	Analysis	6020A		1	288535	05/18/15 13:27	MJP	TAL CHI
Dissolved	Prep	Soluble Metals			288223	05/15/15 11:10	MJP	TAL CHI
Dissolved	Analysis	6020A		20	289108	05/21/15 13:02	MJP	TAL CHI
Dissolved	Prep	Soluble Metals			288223	05/15/15 11:10	MJP	TAL CHI
Dissolved	Analysis	6020A		1	288542	05/18/15 14:31	MJP	TAL CHI
Dissolved	Prep	7470A			288205	05/15/15 11:00	RLL	TAL CHI
Dissolved	Analysis	7470A		1	288447	05/18/15 09:40	RLL	TAL CHI
Dissolved	Prep	9010B			288400	05/18/15 12:05	ELR	TAL CHI
Dissolved	Analysis	9014		1	288495	05/18/15 14:40 (Start) 05/18/15 14:40 (End)	ELR	TAL CHI
Dissolved	Analysis	9038		4	288718	05/20/15 07:42 (Start) 05/20/15 07:43 (End)	CLB	TAL CHI
Dissolved	Analysis	9251		1	288467	05/17/15 18:10	HMW	TAL CHI
Dissolved	Analysis	Nitrate by calc		1	288619	05/22/15 12:19	AJR	TAL CHI
Dissolved	Analysis	SM 2540C		1	288322	05/16/15 19:00	CLB	TAL CHI
Dissolved	Analysis	SM 4500 F C		1	288640	05/19/15 12:02	AJR	TAL CHI
Dissolved	Analysis	SM 4500 NO2 B		1	287912	05/13/15 17:46 (Start) 05/13/15 17:47 (End)	LAJ	TAL CHI
Dissolved	Analysis	SM 4500 NO3 F		1	289067	05/21/15 16:39	AJR	TAL CHI

TestAmerica Chicago

Client: KPRG and Associates, Inc.
 Project/Site: Powerton Station Ash Ponds

TestAmerica Job ID: 500-95808-1

Client Sample ID: MW-12
Date Collected: 05/12/15 15:50
Date Received: 05/13/15 09:40

Lab Sample ID: 500-95808-7
Matrix: Water

Prep Type	Batch Type	Batch Method	Run	Dilution Factor	Batch Number	Prepared or Analyzed	Analyst	Lab
Total/NA	Analysis	8260B		1	288836	05/21/15 02:12	TCT	TAL CHI
Total/NA	Analysis	314.0		1	75111	05/28/15 00:42	JCB	TAL SAC
Dissolved	Prep	Soluble Metals			288223	05/15/15 11:10	MJP	TAL CHI
Dissolved	Analysis	6020A		1	288535	05/18/15 13:30	MJP	TAL CHI
Dissolved	Prep	Soluble Metals			288223	05/15/15 11:10	MJP	TAL CHI
Dissolved	Analysis	6020A		1	289108	05/21/15 13:04	MJP	TAL CHI
Dissolved	Prep	Soluble Metals			288223	05/15/15 11:10	MJP	TAL CHI
Dissolved	Analysis	6020A		1	288542	05/18/15 14:36	MJP	TAL CHI
Dissolved	Prep	7470A			288205	05/15/15 11:00	RLL	TAL CHI
Dissolved	Analysis	7470A		1	288447	05/18/15 09:42	RLL	TAL CHI
Dissolved	Prep	9010B			288400	05/18/15 12:05	ELR	TAL CHI
Dissolved	Analysis	9014		1	288495	(Start) 05/18/15 14:41 (End) 05/18/15 14:41	ELR	TAL CHI
Dissolved	Analysis	9038		20	288718	(Start) 05/20/15 07:43 (End) 05/20/15 07:44	CLB	TAL CHI
Dissolved	Analysis	9251		5	288467	05/17/15 19:23	HMW	TAL CHI
Dissolved	Analysis	Nitrate by calc		1	288619	05/22/15 12:19	AJR	TAL CHI
Dissolved	Analysis	SM 2540C		1	288322	05/16/15 19:02	CLB	TAL CHI
Dissolved	Analysis	SM 4500 F C		1	288640	05/19/15 12:04	AJR	TAL CHI
Dissolved	Analysis	SM 4500 NO2 B		1	287912	(Start) 05/13/15 17:47 (End) 05/13/15 17:47	LAJ	TAL CHI
Dissolved	Analysis	SM 4500 NO3 F		1	289067	05/21/15 16:41	AJR	TAL CHI

Client Sample ID: MW-16
Date Collected: 05/12/15 09:10
Date Received: 05/13/15 09:40

Lab Sample ID: 500-95808-8
Matrix: Water

Prep Type	Batch Type	Batch Method	Run	Dilution Factor	Batch Number	Prepared or Analyzed	Analyst	Lab
Total/NA	Analysis	8260B		1	288836	05/21/15 02:37	TCT	TAL CHI
Total/NA	Analysis	314.0		1	75111	05/28/15 00:58	JCB	TAL SAC
Dissolved	Prep	Soluble Metals			288223	05/15/15 11:10	MJP	TAL CHI
Dissolved	Analysis	6020A		1	288535	05/18/15 13:33	MJP	TAL CHI
Dissolved	Prep	Soluble Metals			288223	05/15/15 11:10	MJP	TAL CHI
Dissolved	Analysis	6020A		1	288542	05/18/15 14:40	MJP	TAL CHI
Dissolved	Prep	7470A			288205	05/15/15 11:00	RLL	TAL CHI
Dissolved	Analysis	7470A		1	288447	05/18/15 09:50	RLL	TAL CHI
Dissolved	Prep	9010B			288400	05/18/15 12:05	ELR	TAL CHI
Dissolved	Analysis	9014		1	288495	(Start) 05/18/15 14:41 (End) 05/18/15 14:42	ELR	TAL CHI

Client: KPRG and Associates, Inc.
 Project/Site: Powerton Station Ash Ponds

TestAmerica Job ID: 500-95808-1

Client Sample ID: MW-16
Date Collected: 05/12/15 09:10
Date Received: 05/13/15 09:40

Lab Sample ID: 500-95808-8
Matrix: Water

Prep Type	Batch Type	Batch Method	Run	Dilution Factor	Batch Number	Prepared or Analyzed	Analyst	Lab
Dissolved	Analysis	9038		2	288718	05/20/15 07:44 (Start) 05/20/15 07:45 (End)	CLB	TAL CHI
Dissolved	Analysis	9251		1	288467	05/17/15 18:12	HMW	TAL CHI
Dissolved	Analysis	Nitrate by calc		1	288619	05/22/15 12:19	AJR	TAL CHI
Dissolved	Analysis	SM 2540C		1	288322	05/16/15 19:05	CLB	TAL CHI
Dissolved	Analysis	SM 4500 F C		1	288640	05/19/15 12:22	AJR	TAL CHI
Dissolved	Analysis	SM 4500 NO2 B		1	287912	05/13/15 17:47 (Start) 05/13/15 17:47 (End)	LAJ	TAL CHI
Dissolved	Analysis	SM 4500 NO3 F		20	289067	05/21/15 17:53	AJR	TAL CHI

Client Sample ID: DUPLICATE
Date Collected: 05/12/15 00:00
Date Received: 05/13/15 09:40

Lab Sample ID: 500-95808-9
Matrix: Water

Prep Type	Batch Type	Batch Method	Run	Dilution Factor	Batch Number	Prepared or Analyzed	Analyst	Lab
Total/NA	Analysis	8260B		1	288836	05/21/15 03:01	TCT	TAL CHI
Total/NA	Analysis	314.0		1	75111	05/28/15 01:13	JCB	TAL SAC
Dissolved	Prep	Soluble Metals			288223	05/15/15 11:10	MJP	TAL CHI
Dissolved	Analysis	6020A		1	288535	05/18/15 13:35	MJP	TAL CHI
Dissolved	Prep	Soluble Metals			288223	05/15/15 11:10	MJP	TAL CHI
Dissolved	Analysis	6020A		1	288542	05/18/15 14:45	MJP	TAL CHI
Dissolved	Prep	7470A			288205	05/15/15 11:00	RLL	TAL CHI
Dissolved	Analysis	7470A		1	288447	05/18/15 09:52	RLL	TAL CHI
Dissolved	Prep	9010B			288400	05/18/15 12:05	ELR	TAL CHI
Dissolved	Analysis	9014		1	288495	05/18/15 14:42 (Start) 05/18/15 14:42 (End)	ELR	TAL CHI
Dissolved	Analysis	9038		2	288718	05/20/15 07:47 (Start) 05/20/15 07:48 (End)	CLB	TAL CHI
Dissolved	Analysis	9251		1	288467	05/17/15 18:13	HMW	TAL CHI
Dissolved	Analysis	Nitrate by calc		1	288619	05/22/15 12:19	AJR	TAL CHI
Dissolved	Analysis	SM 2540C		1	288322	05/16/15 19:07	CLB	TAL CHI
Dissolved	Analysis	SM 4500 F C		1	288640	05/19/15 12:30	AJR	TAL CHI
Dissolved	Analysis	SM 4500 NO2 B		1	287912	05/13/15 17:47 (Start) 05/13/15 17:48 (End)	LAJ	TAL CHI
Dissolved	Analysis	SM 4500 NO3 F		20	289067	05/21/15 17:53	AJR	TAL CHI

Electronic Filing: Received Clerk's Office 11/14/2017
Lab Chronicle

Client: KPRG and Associates, Inc.
 Project/Site: Powerton Station Ash Ponds

TestAmerica Job ID: 500-95808-1

Client Sample ID: MW-02
Date Collected: 05/13/15 09:20
Date Received: 05/14/15 09:40

Lab Sample ID: 500-95808-10
Matrix: Water

Prep Type	Batch Type	Batch Method	Run	Dilution Factor	Batch Number	Prepared or Analyzed	Analyst	Lab
Total/NA	Analysis	8260B		1	288836	05/21/15 03:26	TCT	TAL CHI
Total/NA	Analysis	314.0		1	75111	05/28/15 01:29	JCB	TAL SAC
Dissolved	Prep	Soluble Metals			288223	05/15/15 11:10	MJP	TAL CHI
Dissolved	Analysis	6020A		1	288535	05/18/15 13:38	MJP	TAL CHI
Dissolved	Prep	Soluble Metals			288223	05/15/15 11:10	MJP	TAL CHI
Dissolved	Analysis	6020A		1	288542	05/18/15 14:50	MJP	TAL CHI
Dissolved	Prep	7470A			288205	05/15/15 11:00	RLL	TAL CHI
Dissolved	Analysis	7470A		1	288447	05/18/15 09:58	RLL	TAL CHI
Dissolved	Prep	9010B			288400	05/18/15 12:05	ELR	TAL CHI
Dissolved	Analysis	9014		1	288495	(Start) 05/18/15 14:42 (End) 05/18/15 14:43	ELR	TAL CHI
Dissolved	Analysis	9038		2	288718	(Start) 05/20/15 07:48 (End) 05/20/15 07:49	CLB	TAL CHI
Dissolved	Analysis	9251		5	288467	05/17/15 19:23	HMW	TAL CHI
Dissolved	Analysis	Nitrate by calc		1	288619	05/22/15 12:22	AJR	TAL CHI
Dissolved	Analysis	SM 2540C		1	288322	05/16/15 19:10	CLB	TAL CHI
Dissolved	Analysis	SM 4500 F C		1	288640	05/19/15 12:42	AJR	TAL CHI
Dissolved	Analysis	SM 4500 NO2 B		1	288099	(Start) 05/14/15 17:26 (End) 05/14/15 17:27	LAJ	TAL CHI
Dissolved	Analysis	SM 4500 NO3 F		1	289067	05/21/15 16:47	AJR	TAL CHI

Client Sample ID: MW-03
Date Collected: 05/13/15 10:50
Date Received: 05/14/15 09:40

Lab Sample ID: 500-95808-11
Matrix: Water

Prep Type	Batch Type	Batch Method	Run	Dilution Factor	Batch Number	Prepared or Analyzed	Analyst	Lab
Total/NA	Analysis	8260B		1	288836	05/21/15 03:51	TCT	TAL CHI
Total/NA	Analysis	314.0		1	75111	05/28/15 01:44	JCB	TAL SAC
Dissolved	Prep	Soluble Metals			288223	05/15/15 11:10	MJP	TAL CHI
Dissolved	Analysis	6020A		1	288535	05/18/15 13:41	MJP	TAL CHI
Dissolved	Prep	Soluble Metals			288223	05/15/15 11:10	MJP	TAL CHI
Dissolved	Analysis	6020A		1	288542	05/18/15 14:54	MJP	TAL CHI
Dissolved	Prep	7470A			288205	05/15/15 11:00	RLL	TAL CHI
Dissolved	Analysis	7470A		1	288447	05/18/15 10:00	RLL	TAL CHI
Dissolved	Prep	9010B			288400	05/18/15 12:05	ELR	TAL CHI
Dissolved	Analysis	9014		1	288495	(Start) 05/18/15 14:43 (End) 05/18/15 14:43	ELR	TAL CHI

TestAmerica Chicago

Client: KPRG and Associates, Inc.
 Project/Site: Powerton Station Ash Ponds

TestAmerica Job ID: 500-95808-1

Client Sample ID: MW-03
Date Collected: 05/13/15 10:50
Date Received: 05/14/15 09:40

Lab Sample ID: 500-95808-11
Matrix: Water

Prep Type	Batch Type	Batch Method	Run	Dilution Factor	Batch Number	Prepared or Analyzed	Analyst	Lab
Dissolved	Analysis	9038		2	288718	05/20/15 07:49 (Start) 05/20/15 07:50 (End)	CLB	TAL CHI
Dissolved	Analysis	9251		1	288467	05/17/15 18:14	HMW	TAL CHI
Dissolved	Analysis	Nitrate by calc		1	288619	05/22/15 12:22	AJR	TAL CHI
Dissolved	Analysis	SM 2540C		1	288322	05/16/15 19:12	CLB	TAL CHI
Dissolved	Analysis	SM 4500 F C		1	288640	05/19/15 12:45	AJR	TAL CHI
Dissolved	Analysis	SM 4500 NO2 B		1	288099	05/14/15 17:27 (Start) 05/14/15 17:28 (End)	LAJ	TAL CHI
Dissolved	Analysis	SM 4500 NO3 F		2	289067	05/21/15 17:26	AJR	TAL CHI

Client Sample ID: MW-04
Date Collected: 05/13/15 12:40
Date Received: 05/14/15 09:40

Lab Sample ID: 500-95808-12
Matrix: Water

Prep Type	Batch Type	Batch Method	Run	Dilution Factor	Batch Number	Prepared or Analyzed	Analyst	Lab
Total/NA	Analysis	8260B		1	288836	05/21/15 04:16	TCT	TAL CHI
Total/NA	Analysis	314.0		1	75111	05/28/15 02:00	JCB	TAL SAC
Dissolved	Prep	Soluble Metals			288223	05/15/15 11:10	MJP	TAL CHI
Dissolved	Analysis	6020A		1	288535	05/18/15 13:43	MJP	TAL CHI
Dissolved	Prep	Soluble Metals			288223	05/15/15 11:10	MJP	TAL CHI
Dissolved	Analysis	6020A		1	288542	05/18/15 14:59	MJP	TAL CHI
Dissolved	Prep	7470A			288205	05/15/15 11:00	RLL	TAL CHI
Dissolved	Analysis	7470A		1	288447	05/18/15 10:02	RLL	TAL CHI
Dissolved	Prep	9010B			288400	05/18/15 12:05	ELR	TAL CHI
Dissolved	Analysis	9014		1	288495	05/18/15 14:43 (Start) 05/18/15 14:44 (End)	ELR	TAL CHI
Dissolved	Analysis	9038		4	288718	05/20/15 07:50 (Start) 05/20/15 07:51 (End)	CLB	TAL CHI
Dissolved	Analysis	9251		1	288467	05/17/15 18:14	HMW	TAL CHI
Dissolved	Analysis	Nitrate by calc		1	288619	05/22/15 12:22	AJR	TAL CHI
Dissolved	Analysis	SM 2540C		1	288322	05/16/15 19:15	CLB	TAL CHI
Dissolved	Analysis	SM 4500 F C		1	288640	05/19/15 12:47	AJR	TAL CHI
Dissolved	Analysis	SM 4500 NO2 B		1	288099	05/14/15 17:28 (Start) 05/14/15 17:28 (End)	LAJ	TAL CHI
Dissolved	Analysis	SM 4500 NO3 F		1	289067	05/21/15 16:50	AJR	TAL CHI

Electronic Filing: Received Clerk's Office 11/14/2017
Lab Chronicle

Client: KPRG and Associates, Inc.
 Project/Site: Powerton Station Ash Ponds

TestAmerica Job ID: 500-95808-1

Client Sample ID: MW-05
Date Collected: 05/13/15 14:40
Date Received: 05/14/15 09:40

Lab Sample ID: 500-95808-13
Matrix: Water

Prep Type	Batch Type	Batch Method	Run	Dilution Factor	Batch Number	Prepared or Analyzed	Analyst	Lab
Total/NA	Analysis	8260B		1	288836	05/21/15 04:41	TCT	TAL CHI
Total/NA	Analysis	314.0		1	75111	05/28/15 02:15	JCB	TAL SAC
Dissolved	Prep	Soluble Metals			288223	05/15/15 11:10	MJP	TAL CHI
Dissolved	Analysis	6020A		1	288535	05/18/15 13:46	MJP	TAL CHI
Dissolved	Prep	Soluble Metals			288223	05/15/15 11:10	MJP	TAL CHI
Dissolved	Analysis	6020A		1	288542	05/18/15 15:04	MJP	TAL CHI
Dissolved	Prep	7470A			288205	05/15/15 11:00	RLL	TAL CHI
Dissolved	Analysis	7470A		1	288447	05/18/15 10:04	RLL	TAL CHI
Dissolved	Prep	9010B			288485	05/18/15 15:30	ELR	TAL CHI
Dissolved	Analysis	9014		1	288512	(Start) 05/18/15 17:51 (End) 05/18/15 17:51	ELR	TAL CHI
Dissolved	Analysis	9038		10	288718	(Start) 05/20/15 07:51 (End) 05/20/15 07:52	CLB	TAL CHI
Dissolved	Analysis	9251		5	288467	05/17/15 19:24	HMW	TAL CHI
Dissolved	Analysis	Nitrate by calc		1	288619	05/22/15 12:22	AJR	TAL CHI
Dissolved	Analysis	SM 2540C		1	288322	05/16/15 19:17	CLB	TAL CHI
Dissolved	Analysis	SM 4500 F C		1	288640	05/19/15 12:50	AJR	TAL CHI
Dissolved	Analysis	SM 4500 NO2 B		1	288099	(Start) 05/14/15 17:28 (End) 05/14/15 17:29	LAJ	TAL CHI
Dissolved	Analysis	SM 4500 NO3 F		1	289067	05/21/15 16:51	AJR	TAL CHI

Client Sample ID: MW-13
Date Collected: 05/13/15 16:10
Date Received: 05/14/15 09:40

Lab Sample ID: 500-95808-14
Matrix: Water

Prep Type	Batch Type	Batch Method	Run	Dilution Factor	Batch Number	Prepared or Analyzed	Analyst	Lab
Total/NA	Analysis	8260B		1	288836	05/21/15 05:06	TCT	TAL CHI
Total/NA	Analysis	314.0		1	75111	05/28/15 03:17	JCB	TAL SAC
Dissolved	Prep	Soluble Metals			288223	05/15/15 11:10	MJP	TAL CHI
Dissolved	Analysis	6020A		1	288535	05/18/15 13:49	MJP	TAL CHI
Dissolved	Prep	Soluble Metals			288223	05/15/15 11:10	MJP	TAL CHI
Dissolved	Analysis	6020A		10	288909	05/20/15 15:22	MJP	TAL CHI
Dissolved	Prep	Soluble Metals			288223	05/15/15 11:10	MJP	TAL CHI
Dissolved	Analysis	6020A		1	289108	05/21/15 13:07	MJP	TAL CHI
Dissolved	Prep	Soluble Metals			288223	05/15/15 11:10	MJP	TAL CHI
Dissolved	Analysis	6020A		2	289108	05/21/15 13:16	MJP	TAL CHI
Dissolved	Prep	Soluble Metals			288223	05/15/15 11:10	MJP	TAL CHI
Dissolved	Analysis	6020A		1	288542	05/18/15 15:22	MJP	TAL CHI
Dissolved	Prep	7470A			288205	05/15/15 11:00	RLL	TAL CHI
Dissolved	Analysis	7470A		1	288447	05/18/15 10:06	RLL	TAL CHI

TestAmerica Chicago

Client: KPRG and Associates, Inc.
 Project/Site: Powerton Station Ash Ponds

TestAmerica Job ID: 500-95808-1

Client Sample ID: MW-13
Date Collected: 05/13/15 16:10
Date Received: 05/14/15 09:40

Lab Sample ID: 500-95808-14
Matrix: Water

Prep Type	Batch Type	Batch Method	Run	Dilution Factor	Batch Number	Prepared or Analyzed	Analyst	Lab
Dissolved	Prep	9010B			288485	05/18/15 15:30	ELR	TAL CHI
Dissolved	Analysis	9014		1	288512	05/18/15 17:52 (Start) 05/18/15 17:53 (End)	ELR	TAL CHI
Dissolved	Analysis	9038		50	288718	05/20/15 07:54 (Start) 05/20/15 07:55 (End)	CLB	TAL CHI
Dissolved	Analysis	9251		5	288467	05/17/15 19:26	HMW	TAL CHI
Dissolved	Analysis	Nitrate by calc		1	288619	05/22/15 12:22	AJR	TAL CHI
Dissolved	Analysis	SM 2540C		1	288322	05/16/15 19:20	CLB	TAL CHI
Dissolved	Analysis	SM 4500 F C		1	288640	05/19/15 12:53	AJR	TAL CHI
Dissolved	Analysis	SM 4500 NO2 B		1	288099	05/14/15 17:29 (Start) 05/14/15 17:29 (End)	LAJ	TAL CHI
Dissolved	Analysis	SM 4500 NO3 F		1	289067	05/21/15 16:54	AJR	TAL CHI

Client Sample ID: MW-14
Date Collected: 05/13/15 17:20
Date Received: 05/14/15 09:40

Lab Sample ID: 500-95808-15
Matrix: Water

Prep Type	Batch Type	Batch Method	Run	Dilution Factor	Batch Number	Prepared or Analyzed	Analyst	Lab
Total/NA	Analysis	8260B		1	288836	05/21/15 05:31	TCT	TAL CHI
Total/NA	Analysis	314.0		1	75111	05/28/15 03:48	JCB	TAL SAC
Dissolved	Prep	Soluble Metals			288223	05/15/15 11:10	MJP	TAL CHI
Dissolved	Analysis	6020A		1	288535	05/18/15 14:00	MJP	TAL CHI
Dissolved	Prep	Soluble Metals			288223	05/15/15 11:10	MJP	TAL CHI
Dissolved	Analysis	6020A		5	288909	05/20/15 15:23	MJP	TAL CHI
Dissolved	Prep	Soluble Metals			288223	05/15/15 11:10	MJP	TAL CHI
Dissolved	Analysis	6020A		1	289108	05/21/15 13:30	MJP	TAL CHI
Dissolved	Prep	Soluble Metals			288223	05/15/15 11:10	MJP	TAL CHI
Dissolved	Analysis	6020A		2	289108	05/21/15 13:32	MJP	TAL CHI
Dissolved	Prep	Soluble Metals			288223	05/15/15 11:10	MJP	TAL CHI
Dissolved	Analysis	6020A		1	288542	05/18/15 15:27	MJP	TAL CHI
Dissolved	Prep	7470A			288205	05/15/15 11:00	RLL	TAL CHI
Dissolved	Analysis	7470A		1	288447	05/18/15 10:08	RLL	TAL CHI
Dissolved	Prep	9010B			288485	05/18/15 15:30	ELR	TAL CHI
Dissolved	Analysis	9014		1	288512	05/18/15 17:53 (Start) 05/18/15 17:53 (End)	ELR	TAL CHI
Dissolved	Analysis	9038		50	288718	05/20/15 07:55 (Start) 05/20/15 07:56 (End)	CLB	TAL CHI
Dissolved	Analysis	9251		5	288467	05/17/15 19:26	HMW	TAL CHI

Electronic Filing: Received Clerk's Office 11/14/2017
Lab Chronicle

Client: KPRG and Associates, Inc.
 Project/Site: Powerton Station Ash Ponds

TestAmerica Job ID: 500-95808-1

Client Sample ID: MW-14
Date Collected: 05/13/15 17:20
Date Received: 05/14/15 09:40

Lab Sample ID: 500-95808-15
Matrix: Water

Prep Type	Batch Type	Batch Method	Run	Dilution Factor	Batch Number	Prepared or Analyzed	Analyst	Lab
Dissolved	Analysis	Nitrate by calc		1	288619	05/22/15 12:22	AJR	TAL CHI
Dissolved	Analysis	SM 2540C		1	288322	05/16/15 19:22	CLB	TAL CHI
Dissolved	Analysis	SM 4500 F C		1	288640	05/19/15 12:55	AJR	TAL CHI
Dissolved	Analysis	SM 4500 NO2 B		1	288099	05/14/15 17:29 (Start) 05/14/15 17:30 (End)	LAJ	TAL CHI
Dissolved	Analysis	SM 4500 NO3 F		2	289067	05/21/15 17:27	AJR	TAL CHI

Client Sample ID: MW-10
Date Collected: 05/14/15 12:18
Date Received: 05/15/15 07:30

Lab Sample ID: 500-95808-16
Matrix: Water

Prep Type	Batch Type	Batch Method	Run	Dilution Factor	Batch Number	Prepared or Analyzed	Analyst	Lab
Total/NA	Analysis	8260B		1	288836	05/21/15 05:56	TCT	TAL CHI
Total/NA	Analysis	314.0		1	75111	05/28/15 02:31	JCB	TAL SAC
Dissolved	Prep	Soluble Metals			288223	05/15/15 11:10	MJP	TAL CHI
Dissolved	Analysis	6020A		1	288535	05/18/15 14:02	MJP	TAL CHI
Dissolved	Prep	Soluble Metals			288223	05/15/15 11:10	MJP	TAL CHI
Dissolved	Analysis	6020A		1	288909	05/20/15 15:24	MJP	TAL CHI
Dissolved	Prep	Soluble Metals			288223	05/15/15 11:10	MJP	TAL CHI
Dissolved	Analysis	6020A		1	289108	05/21/15 13:59	MJP	TAL CHI
Dissolved	Prep	Soluble Metals			288223	05/15/15 11:10	MJP	TAL CHI
Dissolved	Analysis	6020A		1	288542	05/18/15 15:32	MJP	TAL CHI
Dissolved	Prep	7470A			288205	05/15/15 11:00	RLL	TAL CHI
Dissolved	Analysis	7470A		1	288447	05/18/15 10:10	RLL	TAL CHI
Dissolved	Prep	9010B			288485	05/18/15 15:30	ELR	TAL CHI
Dissolved	Analysis	9014		1	288512	05/18/15 17:53 (Start) 05/18/15 17:53 (End)	ELR	TAL CHI
Dissolved	Analysis	9038		2	288718	05/20/15 07:56 (Start) 05/20/15 07:57 (End)	CLB	TAL CHI
Dissolved	Analysis	9251		1	288467	05/17/15 18:19	HMW	TAL CHI
Dissolved	Analysis	Nitrate by calc		1	288619	05/22/15 12:22	AJR	TAL CHI
Dissolved	Analysis	SM 2540C		1	288322	05/16/15 19:25	CLB	TAL CHI
Dissolved	Analysis	SM 4500 F C		1	288640	05/19/15 12:58	AJR	TAL CHI
Dissolved	Analysis	SM 4500 NO2 B		1	288317	05/16/15 09:37 (Start) 05/16/15 09:38 (End)	LAJ	TAL CHI
Dissolved	Analysis	SM 4500 NO3 F		1	289067	05/21/15 16:56	AJR	TAL CHI

Client: KPRG and Associates, Inc.
 Project/Site: Powerton Station Ash Ponds

TestAmerica Job ID: 500-95808-1

Client Sample ID: MW-15
Date Collected: 05/14/15 10:10
Date Received: 05/15/15 07:30

Lab Sample ID: 500-95808-17
Matrix: Water

Prep Type	Batch Type	Batch Method	Run	Dilution Factor	Batch Number	Prepared or Analyzed	Analyst	Lab
Total/NA	Analysis	8260B		1	288836	05/21/15 06:21	TCT	TAL CHI
Total/NA	Analysis	314.0		1	75111	05/28/15 04:19	JCB	TAL SAC
Dissolved	Prep	Soluble Metals			288223	05/15/15 11:10	MJP	TAL CHI
Dissolved	Analysis	6020A		1	288535	05/18/15 14:05	MJP	TAL CHI
Dissolved	Prep	Soluble Metals			288223	05/15/15 11:10	MJP	TAL CHI
Dissolved	Analysis	6020A		5	288909	05/20/15 15:25	MJP	TAL CHI
Dissolved	Prep	Soluble Metals			288223	05/15/15 11:10	MJP	TAL CHI
Dissolved	Analysis	6020A		1	289108	05/21/15 14:05	MJP	TAL CHI
Dissolved	Prep	Soluble Metals			288223	05/15/15 11:10	MJP	TAL CHI
Dissolved	Analysis	6020A		1	288542	05/18/15 15:36	MJP	TAL CHI
Dissolved	Prep	7470A			288205	05/15/15 11:00	RLL	TAL CHI
Dissolved	Analysis	7470A		1	288447	05/18/15 10:12	RLL	TAL CHI
Dissolved	Prep	9010B			288485	05/18/15 15:30	ELR	TAL CHI
Dissolved	Analysis	9014		1	288512	(Start) 05/18/15 17:53 (End) 05/18/15 17:54	ELR	TAL CHI
Dissolved	Analysis	9038		50	289385	(Start) 05/26/15 05:13 (End) 05/26/15 05:14	CLB	TAL CHI
Dissolved	Analysis	9251		5	288467	05/17/15 19:28	HMW	TAL CHI
Dissolved	Analysis	Nitrate by calc		1	288619	05/22/15 12:22	AJR	TAL CHI
Dissolved	Analysis	SM 2540C		1	288322	05/16/15 19:27	CLB	TAL CHI
Dissolved	Analysis	SM 4500 F C		1	288640	05/19/15 13:01	AJR	TAL CHI
Dissolved	Analysis	SM 4500 NO2 B		1	288317	(Start) 05/16/15 09:37 (End) 05/16/15 09:37	LAJ	TAL CHI
Dissolved	Analysis	SM 4500 NO3 F		1	289067	05/21/15 16:57	AJR	TAL CHI

Client Sample ID: Trip Blank
Date Collected: 05/11/15 00:00
Date Received: 05/15/15 07:30

Lab Sample ID: 500-95808-18
Matrix: Water

Prep Type	Batch Type	Batch Method	Run	Dilution Factor	Batch Number	Prepared or Analyzed	Analyst	Lab
Total/NA	Analysis	8260B		1	288836	05/20/15 22:52	TCT	TAL CHI

Laboratory References:

TAL CHI = TestAmerica Chicago, 2417 Bond Street, University Park, IL 60484, TEL (708)534-5200

TAL SAC = TestAmerica Sacramento, 880 Riverside Parkway, West Sacramento, CA 95605, TEL (916)373-5600

Certification Summary

Client: KPRG and Associates, Inc.
Project/Site: Powerton Station Ash Ponds

TestAmerica Job ID: 500-95808-1

Laboratory: TestAmerica Chicago

The certifications listed below are applicable to this report.

Authority	Program	EPA Region	Certification ID	Expiration Date
Illinois	NELAP	5	100201	04-30-16

Laboratory: TestAmerica Sacramento

All certifications held by this laboratory are listed. Not all certifications are applicable to this report.

Authority	Program	EPA Region	Certification ID	Expiration Date
A2LA	DoD ELAP		2928-01	01-31-16
Alaska (UST)	State Program	10	UST-055	12-18-15
Arizona	State Program	9	AZ0708	08-11-15
Arkansas DEQ	State Program	6	88-0691	06-17-15
California	State Program	9	2897	01-31-16
Colorado	State Program	8	N/A	08-31-15
Connecticut	State Program	1	PH-0691	06-30-15
Florida	NELAP	4	E87570	06-30-15
Hawaii	State Program	9	N/A	01-29-16
Illinois	NELAP	5	200060	03-17-16
Kansas	NELAP	7	E-10375	10-31-15
Louisiana	NELAP	6	30612	06-30-15
Michigan	State Program	5	9947	01-31-16
Nevada	State Program	9	CA44	07-31-15
New Jersey	NELAP	2	CA005	06-30-15
New York	NELAP	2	11666	04-01-16
Oregon	NELAP	10	CA200005	01-29-16
Oregon	NELAP Secondary AB	10	E87570	06-30-15
Pennsylvania	NELAP	3	9947	03-31-16
Texas	NELAP	6	T104704399-08-TX	05-31-16
US Fish & Wildlife	Federal		LE148388-0	02-28-16
USDA	Federal		P330-11-00436	12-30-17
USEPA UCMR	Federal	1	CA00044	11-06-16
Utah	NELAP	8	QUAN1	02-28-16
Washington	State Program	10	C581	05-04-16
West Virginia (DW)	State Program	3	9930C	12-31-15
Wyoming	State Program	8	8TMS-Q	01-29-16



THE LEADER IN ENVIRONMENTAL TESTING

TestAmerica Chicago

2417 Bond St.

University Park, IL 60

708-534-5200

Fax: 708-534-5211 500-95808 COC



Report To:		Bill To:	
Contact: Rich Gnat	Contact:		Lab Lot # 500-95808
Company: KPRG & Associates Inc.	Company:		Package Sealed Yes <input checked="" type="checkbox"/> No <input type="checkbox"/>
Address: 14665 W. Lisbon Rd. Suite 2B	Address:		Samples Sealed Yes <input checked="" type="checkbox"/> No <input type="checkbox"/>
Brookfield, WI			Received on Ice Yes <input checked="" type="checkbox"/> No <input type="checkbox"/>
Phone: 262-781-0475	Phone:		Samples Intact Yes <input checked="" type="checkbox"/> No <input type="checkbox"/> N/A
Fax:	Fax:		Temperature °C of Cooler 0.8
Email:	PO #:		

Sampler Name: Ian John Howieson		Client Project # 12313.1		Refrg #										Within Hold Time Yes <input checked="" type="checkbox"/> No <input type="checkbox"/>		Preserv. Indicated Yes <input type="checkbox"/> No <input checked="" type="checkbox"/> N/A	
Project Name: Powerton Station Ash Ponds		TestAmerica Project Number: 50008027		Volume										pH Check OK Yes <input checked="" type="checkbox"/> No <input type="checkbox"/>		Res CL₂ Check OK Yes <input type="checkbox"/> No <input checked="" type="checkbox"/> N/A	
Project Location: Pekin, IL		Date Required Hard Copy: ___/___/___		Matrix										Sample Labels and COC Agree Yes <input checked="" type="checkbox"/> No <input type="checkbox"/>		COC not present	
Lab PM: Bonnie Stadelmann		Fax: ___/___/___		# of Containers												Additional Analyses / Remarks	
Laboratory ID	MS-MSD	Client Sample ID	Sampling Time	Date	Matrix	# of Containers	NO2										
		MW-01	5/11/2015	17:00	W	1	X										
		MW-06	5/11/2015	14:50	W	1	X										
		MW-07	5/11/2015	15:45	W	1	X										
		MW-08	5/11/2015	13:20	W	1	X										

RELINQUISHED BY: <i>[Signature]</i>	COMPANY: KPRG	DATE: 5-11-15	TIME: 17:50	RECEIVED BY: <i>[Signature]</i>	COMPANY: FEDEX	DATE:	TIME:
RELINQUISHED BY: <i>[Signature]</i>	COMPANY: TA-CHE	DATE: 5/12/15	TIME: 1005	RECEIVED BY: <i>[Signature]</i>	COMPANY: TA-CHE	DATE:	TIME:

- | | | | |
|--|--|---|---|
| <p>Matrix Key</p> <p>WW = Wastewater
W = Water
S = Soil
SL = Sludge
MS = Miscellaneous
OL = Oil
A = Air</p> | <p>SE = Sediment</p> <p>SO = Solid
DL = Drum Liquid
DS = Drum Solid
L = Leachate
W = Wipe
O = _____</p> | <p>Container Key</p> <p>1. Plastic
2. VOA Vial
3. Sterile Plastic
4. Amber Glass
5. Widemouth Glass
6. Other _____</p> | <p>Preservative Key</p> <p>1. HCl, Cool to 4°
2. H₂SO₄, Cool to 4°
3. HNO₃, Cool to 4°
4. NaOH, Cool to 4°
5. NaOH/Zn, Cool to 4°
6. Cool to 4°
7. None</p> |
|--|--|---|---|

COMMENTS:	Date Received ___/___/___
	Courier:
	Hand Delivered <input type="checkbox"/>
	Bill of Lading:



THE LEADER IN ENVIRONMENTAL TESTING

TestAmerica Chicago

2417 Bond St.

University Park, IL 604

708-534-5200

Fax: 708-534-5211 500-95808 COC



Report To:		Bill To:	
Contact: Rich Gnat	Contact:		Lab Lot # 500-95808
Company: KPRG & Associates Inc.	Company:		Package Sealed Yes <input checked="" type="checkbox"/> No <input type="checkbox"/>
Address: 14665 W. Lisbon Rd. Suite 2B	Address:		Samples Sealed Yes <input checked="" type="checkbox"/> No <input type="checkbox"/>
Brookfield, WI			Received on Ice Yes <input checked="" type="checkbox"/> No <input type="checkbox"/>
Phone: 262-781-0475	Phone:		Samples Intact Yes <input checked="" type="checkbox"/> No <input type="checkbox"/> N/A
Fax:	Fax:		Temperature °C of Cooler 2.4
Email:	PO #:		

Sampler Name: Ian John Howieson		Client Project # 12313.1		Refrg #		Within Hold Time Yes <input checked="" type="checkbox"/> No <input type="checkbox"/>		Preserv. Indicated Yes <input type="checkbox"/> No <input checked="" type="checkbox"/> N/A	
Project Name: Powerton Station Ash Ponds		TestAmerica Project Number: 50008027		Volume		pH Check OK Yes <input checked="" type="checkbox"/> No <input type="checkbox"/>		Res CL₂ Check OK Yes <input checked="" type="checkbox"/> No <input type="checkbox"/> N/A	
Project Location: Pekin, IL		Date Required Hard Copy: / /		Matrix	# of Containers	NO2	Sample Labels and COC Agree Yes <input checked="" type="checkbox"/> No <input type="checkbox"/> COC not present		
Lab PM: Bonnie Stadelmann		Fax: / /					Additional Analyses / Remarks		
Laboratory ID	MS-MSD	Client Sample ID	Sampling Time	Date					
5		MW-09	5/12/2015	12:10 W	1	X			
6		MW-11	5/12/2015	14:00 W	1	X			
7		MW-12	5/12/2015	15:50 W	1	X			
8		MW-16	5/12/2015	9:10 W	1	X			
9		DUPLICATE	5-12-15	W	1	X			

RELINQUISHED BY: <i>[Signature]</i>	COMPANY: KPRG	DATE: 5-12-15	TIME: 18:10	RECEIVED BY: FEDEX	COMPANY:	DATE:	TIME:
RELINQUISHED BY: <i>[Signature]</i>	COMPANY:	DATE:	TIME:	RECEIVED BY: <i>[Signature]</i>	COMPANY: TA COC	DATE: 5/13/15	TIME: 0940

- | | | | |
|--|--|---|---|
| <p>Matrix Key</p> <p>WW = Wastewater
W = Water
S = Soil
SL = Sludge
MS = Miscellaneous
OL = Oil
A = Air</p> | <p>SE = Sediment</p> <p>SO = Solid
DL = Drum Liquid
DS = Drum Solid
L = Leachate
W = Wipe
O =</p> | <p>Container Key</p> <p>1. Plastic
2. VOA Vial
3. Sterile Plastic
4. Amber Glass
5. Widemouth Glass
6. Other</p> | <p>Preservative Key</p> <p>1. HCl, Cool to 4°
2. H₂SO₄, Cool to 4°
3. HNO₃, Cool to 4°
4. NaOH, Cool to 4°
5. NaOH/Zn, Cool to 4°
6. Cool to 4°
7. None</p> |
|--|--|---|---|

COMMENTS:	Date Received / /
	Courier:
	Hand Delivered <input type="checkbox"/>
	Bill of Lading:



THE LEADER IN ENVIRONMENTAL TESTING

TestAmerica Chicago

2417 Bond St.

University Park, IL 61

708-534-5200

Fax: 708-534-5211 500-95808 COC



Report To:	Bill To:	Lab Lot # 500-95808	
Contact: Rich Gnat	Contact:	Package Sealed	Samples Sealed
Company: KPRG & Associates Inc.	Company:	Yes <input checked="" type="checkbox"/> No <input type="checkbox"/>	Yes <input type="checkbox"/> No <input checked="" type="checkbox"/>
Address: 14665 W. Lisbon Rd. Suite 2B	Address:	Received on Ice	Samples Intact
Brookfield, WI		Yes <input checked="" type="checkbox"/> No <input type="checkbox"/>	Yes <input checked="" type="checkbox"/> No <input type="checkbox"/> N/A
Phone: 262-781-0475	Phone:	Temperature °C of Cooler	
Fax:	Fax:	3.7	
Email:	PO #:		

Sampler Name: Ian John Howieson		Client Project # 12313.1		Refrg #		Within Hold Time		Preserv. Indicated	
Project Name: Powerton Station Ash Ponds		TestAmerica Project Number: 50008027		Volume		Yes <input checked="" type="checkbox"/> No <input type="checkbox"/>		Yes <input type="checkbox"/> No <input checked="" type="checkbox"/> N/A	
Project Location: Pek n, IL		Date Required		Preserv.		pH Check OK		Res CL₂ Check OK	
Lab PM: Bonnie Stadelmann		Hard Copy: ___/___/___				Yes <input checked="" type="checkbox"/> No <input type="checkbox"/>		Yes <input checked="" type="checkbox"/> No <input type="checkbox"/> N/A	
		Fax: ___/___/___				Sample Labels and COC Agree			
						Yes <input checked="" type="checkbox"/> No <input type="checkbox"/>		COC not present	
						Additional Analyses / Remarks			
Laboratory ID	MS-MSD	Client Sample ID	Sampling Time	Date	Matrix	# of Containers	NO2		
10		MW-02	5/13/2015	9:20	W	1	X		
11		MW-03	5/13/2015	10:50	W	1	X		
12		MW-04	5/13/2015	12:40	W	1	X		
13		MW-05	5/13/2015	14:40	W	1	X		
14		MW-13	5/13/2015	16:10	W	1	X		
15		MW-14	5/13/2015	17:20	W	1	X		

RELINQUISHED BY: <i>[Signature]</i>	COMPANY: KPRG	DATE: 5-13-15	TIME: 18:30	RECEIVED BY: <i>[Signature]</i>	COMPANY: FEDEX	DATE:	TIME:
RELINQUISHED BY: <i>[Signature]</i>	COMPANY: KPRG	DATE:	TIME:	RECEIVED BY: <i>[Signature]</i>	COMPANY: TX CH	DATE: 5/14/15	TIME: 09:00

Matrix Key
 WW = Wastewater SE = Sediment
 W = Water SO = Solid
 S = Soil DL = Drum Liquid
 SL = Sludge DS = Drum Solid
 MS = Miscellaneous L = Leachate
 OL = Oil W = Wipe
 A = Air O = _____

Container Key
 1. Plastic
 2. VOA Vial
 3. Sterile Plastic
 4. Amber Glass
 5. Widemouth Glass
 6. Other

Preservative Key
 1. HCl, Cool to 4°
 2. H₂SO₄, Cool to 4°
 3. HNO₃, Cool to 4°
 4. NaOH, Cool to 4°
 5. NaOH/Zn, Cool to 4°
 6. Cool to 4°
 7. None

COMMENTS:

Date Received ___/___/___

Courier:

Hand Delivered

Bill of Lading:



THE LEADER IN ENVIRONMENTAL TESTING

TestAmerica Chicag

2417 Bond St.

University Park, IL 604

708-534-5200

Fax: 708-534-5211 500-95808 COC



Report To:

Contact: Rich Gnat
 Company: KPRG & Associates Inc.
 Address: 14665 W. Lisbon Rd. Suite 2B
 Brookfield, WI
 Phone: 262-781-0475
 Fax:
 Email:

Bill To:

Contact:
 Company:
 Address:
 Phone:
 Fax:
 PO #:

Lab Lot #: 500-95808
 Package Sealed: Yes No
 Samples Sealed: Yes No
 Received on Ice: Yes No
 Samples Intact: Yes No N/A
 Temperature °C of Cooler: 28, 30, 34, 7, 24, 31, 23
 Within Hold Time: Yes No
 Preserv. Indicated: Yes No N/A
 pH Check OK: Yes No
 Res CL₂ Check OK: Yes No N/A
 Sample Labels and COC Agree: Yes No
 COC not present

Sampler Name:		Client Project #		Refrg #													
Ian John Howieson		12313.1		# / Cont.													
Project Name:		TestAmerica Project Number:		Volume													
Powerton Station Ash Ponds		50008027		Preserv.													
Project Location:		Date Required		Matrix	# OF Containers	18 Metals + Hg, dissolved	Cl, TDS, SO ₄ , F _i , dissolved	NO ₂ , dissolved	NO ₃ +NO ₂ , dissolved	Cyanide, dissolved	BTEX	Perchlorate	Radium 226	Radium 228	Additional Analyses / Remarks		
Pekin, IL		Hard Copy: / /													Sample Labels and COC Agree: Yes No COC not present		
Lab PM:		Bonnie Stadelmann		Fax: / /													
Laboratory ID	MS-MSD	Client Sample ID	Sampling Time	Date													
1		MW-01	5/11/2015 17:00	W	8	X	X	X	X	X	X	X					
10		MW-02	5/13/2015 9:20	W	8	X	X	X	X	X	X	X					
11		MW-03	5/13/2015 10:50	W	8	X	X	X	X	X	x	X					
12		MW-04	5/13/2015 12:40	W	8	X	X	X	X	X	X	X					
13		MW-05	5/13/2015 14:40	W	8	X	X	X	X	X	X	X					
2		MW-06	5/11/2015 14:50	W	8	X	X	X	X	X	X	X					
3		MW-07	5/11/2015 15:45	W	8	X	X	X	X	X	x	X					
4		MW-08	5/11/2015 13:20	W	8	X	X	X	X	X	X	X					
5		MW-09	5/12/2015 12:10	W	20	X	X	X	X	X	X	X	X	X			
16		MW-10	5/14/2015 12:18	W	9	X	X	X	X	X	X	X					
10		MW-11	5/12/2015 14:00	W	20	X	X	X	X	X	X	X	X	X			

RELINQUISHED BY: [Signature] COMPANY: KPRG DATE: 5-14-15 TIME: 20:25
 RECEIVED BY: [Signature] COMPANY: DATE: 5/14/15 TIME: 20:25
 RELINQUISHED BY: [Signature] COMPANY: DATE: DATE: TIME: TIME:
 RECEIVED BY: [Signature] COMPANY: TA-CRT DATE: 5/15/15 TIME: 0730

- | | | |
|--|--|--|
| Matrix Key
WW = Wastewater
W = Water
S = Soil
SL = Sludge
MS = Miscellaneous
OL = Oil
A = Air
SE = Sediment
SO = Solid
DL = Drum Liquid
DS = Drum Solid
L = Leachate
W = Wipe
O = _____ | Container Key
1. Plastic
2. VOA Vial
3. Sterile Plastic
4. Amber Glass
5. Widemouth Glass
6. Other
_____ | Preservative Key
1. HCl, Cool to 4°
2. H ₂ SO ₄ , Cool to 4°
3. HNO ₃ , Cool to 4°
4. NaOH, Cool to 4°
5. NaOH/Zn, Cool to 4°
6. Cool to 4°
7. None |
|--|--|--|

COMMENTS:

Date Received: / /
 Courier:
 Hand Delivered:
 Bill of Lading:



THE LEADER IN ENVIRONMENTAL TESTING

TestAmerica Chicago

2417 Bond St.

University Park, IL 60484

708-534-5200

Fax. 708-534-5211

Report To:	Bill To:	Lab Lot # 500-95808	
Contact: Rich Gnat	Contact:	Package Sealed Yes <input checked="" type="checkbox"/> No <input type="checkbox"/>	Samples Sealed Yes <input checked="" type="checkbox"/> No <input type="checkbox"/>
Company: KPRG & Associates Inc.	Company:	Received on Ice Yes <input checked="" type="checkbox"/> No <input type="checkbox"/>	Samples Intact Yes <input checked="" type="checkbox"/> No <input type="checkbox"/> N/A <input type="checkbox"/>
Address: 14665 W. Lisbon Rd. Suite 2B	Address:	Temperature °C of Cooler	
Brookfield, WI			
Phone: 262-781-0475	Phone:		
Fax:	Fax:		
Email:	PO #:		

Sampler Name: Ian John Howieson		Client Project # 12313.1		Refrg #		Within Hold Time Yes <input checked="" type="checkbox"/> No <input type="checkbox"/>		Preserv. Indicated Yes <input checked="" type="checkbox"/> No <input type="checkbox"/> N/A <input type="checkbox"/>								
Project Name: Powerton Station Ash Ponds		TestAmerica Project Number: 50008027		# / Cont.		pH Check OK Yes <input checked="" type="checkbox"/> No <input type="checkbox"/>		Res CL₂ Check OK Yes <input checked="" type="checkbox"/> No <input type="checkbox"/> N/A <input type="checkbox"/>								
Project Location: Pekin, IL		Date Required Hard Copy: / /		Volume		Sample Labels and COC Agree Yes <input checked="" type="checkbox"/> No <input type="checkbox"/>		COC not present								
Lab PM: Bonnie Stadelmann		Fax: / /		Preserv.		Additional Analyses / Remarks										
Laboratory ID	MS-MSD	Client Sample ID	Sampling Time	Date	Matrix	# OF Containers	18 Metals + Hg, dissolved	Cl, TDS, SO ₄ , FI, dissolved	NO ₂ , dissolved	NO ₃ +NO ₂ , dissolved	Cyanide, dissolved	BTEX	Perchlorate	Radium 226	Radium 228	
7		MW-12	5/12/2015 15:50	W	20	X	X	X	X	X	X	X	X	X	X	
14		MW-13	5/13/2015 16:10	W	20	X	X	X	X	X	X	X	X	X	X	
15		MW-14	5/13/2015 17:20	W	20	X	X	X	X	X	x	X	X	X	X	
17		MW-15	5/14/2015 10:10	W	20	X	X	X	X	X	X	X	X	X	X	
8		MW-16	5/12/2015 9:10	W	8	X	X	X	X	X	X	X	X			
9		Duplicate	5/12/2015 NA	W	8	X	X	X	X	X	X	X	X			
18		Trip Blank	5/11/2015 NA	W	2											

RELINQUISHED BY: <i>[Signature]</i>	COMPANY: KPRG	DATE: 5-14-15	TIME: 20:25	RECEIVED BY: <i>[Signature]</i>	COMPANY: KPRG	DATE: 5/14/15	TIME: 20:25
RELINQUISHED BY: <i>[Signature]</i>	COMPANY: KPRG	DATE: 5/15/15	TIME: 0730	RECEIVED BY: <i>[Signature]</i>	COMPANY: KPRG	DATE: 5/15/15	TIME: 0730

- Matrix Key**
- WW = Wastewater
 - W = Water
 - S = Soil
 - SL = Sludge
 - MS = Miscellaneous
 - OL = Oil
 - A = Air
 - SE = Sediment
 - SO = Solid
 - DL = Drum Liquid
 - DS = Drum Solid
 - L = Leachate
 - W = Wipe
 - O = _____

- Container Key**
1. Plastic
 2. VOA Vial
 3. Sterile Plastic
 4. Amber Glass
 5. Widemouth Glass
 6. Other

- Preservative Key**
1. HCl, Cool to 4°
 2. H₂SO₄, Cool to 4°
 3. HNO₃, Cool to 4°
 4. NaOH, Cool to 4°
 5. NaOH/Zn, Cool to 4°
 6. Cool to 4°
 7. None

COMMENTS:

Date Received: / /

Courier:

Hand Delivered

Bill of Lading:

Login Sample Receipt Checklist

Client: KPRG and Associates, Inc.

Job Number: 500-95808-1

Login Number: 95808

List Source: TestAmerica Chicago

List Number: 1

Creator: Scott, Sherri L

Question	Answer	Comment
Radioactivity wasn't checked or is \leq background as measured by a survey meter.	True	
The cooler's custody seal, if present, is intact.	True	
Sample custody seals, if present, are intact.	True	
The cooler or samples do not appear to have been compromised or tampered with.	True	
Samples were received on ice.	True	
Cooler Temperature is acceptable.	True	
Cooler Temperature is recorded.	True	0.8,,2.4,3.7,,2.8,3.2,3.4,2.7,2.4,3.1,2.3
COC is present.	True	
COC is filled out in ink and legible.	True	
COC is filled out with all pertinent information.	True	
Is the Field Sampler's name present on COC?	True	
There are no discrepancies between the containers received and the COC.	True	
Samples are received within Holding Time.	True	
Sample containers have legible labels.	True	
Containers are not broken or leaking.	True	
Sample collection date/times are provided.	True	
Appropriate sample containers are used.	True	
Sample bottles are completely filled.	True	
Sample Preservation Verified.	True	
There is sufficient vol. for all requested analyses, incl. any requested MS/MSDs	True	
Containers requiring zero headspace have no headspace or bubble is <math><6\text{mm}</math> (1/4").	True	
Multiphasic samples are not present.	True	
Samples do not require splitting or compositing.	True	
Residual Chlorine Checked.	N/A	

Login Sample Receipt Checklist

Client: KPRG and Associates, Inc.

Job Number: 500-95808-1

Login Number: 95808

List Number: 5

Creator: Hytrek, Cheryl

List Source: TestAmerica Sacramento

List Creation: 05/16/15 03:34 PM

Question	Answer	Comment
Radioactivity wasn't checked or is \leq background as measured by a survey meter.	True	
The cooler's custody seal, if present, is intact.	True	
Sample custody seals, if present, are intact.	N/A	
The cooler or samples do not appear to have been compromised or tampered with.	True	
Samples were received on ice.	True	
Cooler Temperature is acceptable.	True	
Cooler Temperature is recorded.	True	
COC is present.	True	
COC is filled out in ink and legible.	True	
COC is filled out with all pertinent information.	True	
Is the Field Sampler's name present on COC?	N/A	
There are no discrepancies between the containers received and the COC.	True	
Samples are received within Holding Time.	True	
Sample containers have legible labels.	True	
Containers are not broken or leaking.	True	
Sample collection date/times are provided.	True	
Appropriate sample containers are used.	True	
Sample bottles are completely filled.	True	no headspace in 314
Sample Preservation Verified.	N/A	
There is sufficient vol. for all requested analyses, incl. any requested MS/MSDs	True	
Containers requiring zero headspace have no headspace or bubble is <math><6\text{mm}</math> (1/4").	True	
Multiphasic samples are not present.	True	
Samples do not require splitting or compositing.	True	
Residual Chlorine Checked.	N/A	

TestAmerica

THE LEADER IN ENVIRONMENTAL TESTING

ANALYTICAL REPORT

TestAmerica Laboratories, Inc.

TestAmerica Chicago

2417 Bond Street

University Park, IL 60484

Tel: (708)534-5200

TestAmerica Job ID: 500-95874-1

Client Project/Site: Powerton Station Ash Ponds

For:

KPRG and Associates, Inc.

14665 West Lisbon Road,

Suite 2B

Brookfield, Wisconsin 53005

Attn: Richard Gnat



Authorized for release by:

5/28/2015 4:17:58 PM

Bonnie Stadelmann, Senior Project Manager

(708)534-5200

bonnie.stadelmann@testamericainc.com

LINKS

Review your project
results through

Total Access

Have a Question?



Visit us at:

www.testamericainc.com

The test results in this report meet all 2003 NELAC and 2009 TNI requirements for accredited parameters, exceptions are noted in this report. This report may not be reproduced except in full, and with written approval from the laboratory. For questions please contact the Project Manager at the e-mail address or telephone number listed on this page.

This report has been electronically signed and authorized by the signatory. Electronic signature is intended to be the legally binding equivalent of a traditionally handwritten signature.

Results relate only to the items tested and the sample(s) as received by the laboratory.
MWG13-15_49941

- 1
- 2
- 3
- 4
- 5
- 6
- 7
- 8
- 9
- 10
- 11
- 12
- 13
- 14
- 15



Table of Contents

Cover Page	1
Table of Contents	2
Case Narrative	3
Detection Summary	4
Method Summary	5
Sample Summary	6
Client Sample Results	7
Definitions	8
QC Association	9
Surrogate Summary	12
QC Sample Results	13
Chronicle	19
Certification Summary	20
Chain of Custody	21
Receipt Checklists	25

Client: KPRG and Associates, Inc.
Project/Site: Powerton Station Ash Ponds

TestAmerica Job ID: 500-95874-1

Job ID: 500-95874-1

Laboratory: TestAmerica Chicago

Narrative

**Job Narrative
500-95874-1**

Comments

No additional comments.

Receipt

The samples were received on 5/13/2015 9:40 AM; the samples arrived in good condition, properly preserved and, where required, on ice. The temperatures of the 2 coolers at receipt time were 2.4° C and 2.8° C.

Receipt Exceptions

COC indicates dissolved methods. Per client, samples are for total methods.

GC/MS VOA

No analytical or quality issues were noted, other than those described in the Definitions/Glossary page.

Metals

No analytical or quality issues were noted, other than those described in the Definitions/Glossary page.

General Chemistry

Method(s) 314.0: The low level check (MRL at 4ppb) associated with batch 75111 was above the upper control limit -- indicating a high bias. However, all samples associated with this QC check were non-detect. Additionally, all other quality control checks were in control. Data is being reported: East Yard Run Off, EYRO (500-95874-1), (CCB 320-75111/10), (CCB 320-75111/23), (CCV 320-75111/22), (CCV 320-75111/9), (ICB 320-75111/2), (ICV 320-75111/1), (INF 320-75111/3), (LCS 320-75111/13), (MB 320-75111/12), (MRL 320-75111/5), (500-95874-B-1 MS) and (500-95874-B-1 MSD)

No additional analytical or quality issues were noted, other than those described above or in the Definitions/Glossary page.



Client: KPRG and Associates, Inc.
 Project/Site: Powerton Station Ash Ponds

TestAmerica Job ID: 500-95874-1

Client Sample ID: East Yard Run Off, EYRO

Lab Sample ID: 500-95874-1

Analyte	Result	Qualifier	RL	MDL	Unit	Dil Fac	D	Method	Prep Type
Arsenic	0.0030		0.0010		mg/L	1		6020A	Total
Barium	0.13		0.0025		mg/L	1		6020A	Recoverable Total
Boron	0.40		0.050		mg/L	1		6020A	Recoverable Total
Copper	0.0039		0.0020		mg/L	1		6020A	Recoverable Total
Iron	0.13		0.10		mg/L	1		6020A	Recoverable Total
Lead	0.00083		0.00050		mg/L	1		6020A	Recoverable Total
Manganese	0.020		0.0025		mg/L	1		6020A	Recoverable Total
Nickel	0.0040		0.0020		mg/L	1		6020A	Recoverable Total
Selenium	0.0039		0.0025		mg/L	1		6020A	Recoverable Total
Thallium	0.0048		0.0020		mg/L	1		6020A	Recoverable Total
Vanadium	0.0062		0.0050		mg/L	1		6020A	Recoverable Total
Sulfate	400		100		mg/L	20		9038	Total/NA
Chloride	180		10		mg/L	5		9251	Total/NA
Total Dissolved Solids	910		10		mg/L	1		SM 2540C	Total/NA
Fluoride	0.67		0.10		mg/L	1		SM 4500 F C	Total/NA

This Detection Summary does not include radiochemical test results.

TestAmerica Chicago

Client: KPRG and Associates, Inc.
 Project/Site: Powerton Station Ash Ponds

TestAmerica Job ID: 500-95874-1

Method	Method Description	Protocol	Laboratory
8260B	Volatile Organic Compounds (GC/MS)	SW846	TAL CHI
314.0	Perchlorate (IC)	EPA	TAL SAC
6020A	Metals (ICP/MS)	SW846	TAL CHI
7470A	Mercury (CVAA)	SW846	TAL CHI
9014	Cyanide	SW846	TAL CHI
9038	Sulfate, Turbidimetric	SW846	TAL CHI
9251	Chloride	SW846	TAL CHI
Nitrate by calc	Nitrogen, Nitrate-Nitrite	SM	TAL CHI
SM 2540C	Solids, Total Dissolved (TDS)	SM	TAL CHI
SM 4500 F C	Fluoride	SM	TAL CHI
SM 4500 NO2 B	Nitrogen, Nitrite	SM	TAL CHI
SM 4500 NO3 F	Nitrogen, Nitrate	SM	TAL CHI

Protocol References:

- EPA = US Environmental Protection Agency
- SM = "Standard Methods For The Examination Of Water And Wastewater",
- SW846 = "Test Methods For Evaluating Solid Waste, Physical/Chemical Methods", Third Edition, November 1986 And Its Updates.

Laboratory References:

- TAL CHI = TestAmerica Chicago, 2417 Bond Street, University Park, IL 60484, TEL (708)534-5200
- TAL SAC = TestAmerica Sacramento, 880 Riverside Parkway, West Sacramento, CA 95605, TEL (916)373-5600



Client: KPRG and Associates, Inc.
Project/Site: Powerton Station Ash Ponds

TestAmerica Job ID: 500-95874-1

Lab Sample ID	Client Sample ID	Matrix	Collected	Received
500-95874-1	East Yard Run Off, EYRO	Water	05/12/15 10:30	05/13/15 09:40

- 1
- 2
- 3
- 4
- 5
- 6
- 7
- 8
- 9
- 10
- 11
- 12
- 13
- 14
- 15

Client: KPRG and Associates, Inc.
 Project/Site: Powerton Station Ash Ponds

TestAmerica Job ID: 500-95874-1

Client Sample ID: East Yard Run Off, EYRO

Lab Sample ID: 500-95874-1

Date Collected: 05/12/15 10:30

Matrix: Water

Date Received: 05/13/15 09:40

Method: 8260B - Volatile Organic Compounds (GC/MS)

Analyte	Result	Qualifier	RL	MDL	Unit	D	Prepared	Analyzed	Dil Fac
Benzene	<0.00050		0.00050		mg/L			05/22/15 11:19	1
Toluene	<0.00050		0.00050		mg/L			05/22/15 11:19	1
Ethylbenzene	<0.00050		0.00050		mg/L			05/22/15 11:19	1
Xylenes, Total	<0.0010		0.0010		mg/L			05/22/15 11:19	1

Surrogate	%Recovery	Qualifier	Limits	Prepared	Analyzed	Dil Fac
1,2-Dichloroethane-d4 (Surr)	106		75 - 125		05/22/15 11:19	1
Toluene-d8 (Surr)	97		75 - 120		05/22/15 11:19	1
4-Bromofluorobenzene (Surr)	88		75 - 120		05/22/15 11:19	1
Dibromofluoromethane	96		75 - 120		05/22/15 11:19	1

Method: 314.0 - Perchlorate (IC)

Analyte	Result	Qualifier	RL	MDL	Unit	D	Prepared	Analyzed	Dil Fac
Perchlorate	<0.0040		0.0040		mg/L			05/27/15 21:53	1

Method: 6020A - Metals (ICP/MS) - Total Recoverable

Analyte	Result	Qualifier	RL	MDL	Unit	D	Prepared	Analyzed	Dil Fac
Antimony	<0.0030		0.0030		mg/L		05/19/15 14:30	05/20/15 10:14	1
Arsenic	0.0030		0.0010		mg/L		05/19/15 14:30	05/20/15 11:01	1
Barium	0.13		0.0025		mg/L		05/19/15 14:30	05/20/15 10:14	1
Beryllium	<0.0010		0.0010		mg/L		05/19/15 14:30	05/20/15 10:14	1
Boron	0.40		0.050		mg/L		05/19/15 14:30	05/20/15 15:21	1
Cadmium	<0.00050		0.00050		mg/L		05/19/15 14:30	05/20/15 11:01	1
Chromium	<0.0050		0.0050		mg/L		05/19/15 14:30	05/20/15 10:14	1
Cobalt	<0.0010		0.0010		mg/L		05/19/15 14:30	05/20/15 10:14	1
Copper	0.0039		0.0020		mg/L		05/19/15 14:30	05/20/15 11:01	1
Iron	0.13		0.10		mg/L		05/19/15 14:30	05/20/15 11:01	1
Lead	0.00083		0.00050		mg/L		05/19/15 14:30	05/20/15 10:14	1
Manganese	0.020		0.0025		mg/L		05/19/15 14:30	05/20/15 10:14	1
Nickel	0.0040		0.0020		mg/L		05/19/15 14:30	05/20/15 10:14	1
Selenium	0.0039		0.0025		mg/L		05/19/15 14:30	05/20/15 11:01	1
Silver	<0.00050		0.00050		mg/L		05/19/15 14:30	05/20/15 10:14	1
Thallium	0.0048		0.0020		mg/L		05/19/15 14:30	05/20/15 10:14	1
Vanadium	0.0062		0.0050		mg/L		05/19/15 14:30	05/20/15 10:14	1
Zinc	<0.020		0.020		mg/L		05/19/15 14:30	05/20/15 10:14	1

Method: 7470A - Mercury (CVAA)

Analyte	Result	Qualifier	RL	MDL	Unit	D	Prepared	Analyzed	Dil Fac
Mercury	<0.00020		0.00020		mg/L		05/15/15 11:00	05/18/15 10:14	1

General Chemistry

Analyte	Result	Qualifier	RL	MDL	Unit	D	Prepared	Analyzed	Dil Fac
Cyanide, Total	<0.010		0.010		mg/L		05/18/15 15:30	05/18/15 17:54	1
Sulfate	400		100		mg/L			05/19/15 07:36	20
Chloride	180		10		mg/L			05/17/15 17:31	5
Nitrogen, Nitrate	<0.10		0.10		mg/L			05/19/15 12:19	1
Total Dissolved Solids	910		10		mg/L			05/16/15 19:45	1
Fluoride	0.67		0.10		mg/L			05/19/15 11:06	1
Nitrogen, Nitrite	<0.020		0.020		mg/L			05/13/15 17:48	1
Nitrogen, Nitrate Nitrite	<0.10		0.10		mg/L			05/19/15 14:43	1

TestAmerica Chicago

Client: KPRG and Associates, Inc.
 Project/Site: Powerton Station Ash Ponds

TestAmerica Job ID: 500-95874-1

Qualifiers

HPLC/IC

Qualifier	Qualifier Description
^	ICV,CCV,ICB,CCB, ISA, ISB, CRI, CRA, DLCK or MRL standard: Instrument related QC is outside acceptance limits.

Glossary

Abbreviation	These commonly used abbreviations may or may not be present in this report.
□	Listed under the "D" column to designate that the result is reported on a dry weight basis
%R	Percent Recovery
CFL	Contains Free Liquid
CNF	Contains no Free Liquid
DER	Duplicate error ratio (normalized absolute difference)
Dil Fac	Dilution Factor
DL, RA, RE, IN	Indicates a Dilution, Re-analysis, Re-extraction, or additional Initial metals/anion analysis of the sample
DLC	Decision level concentration
MDA	Minimum detectable activity
EDL	Estimated Detection Limit
MDC	Minimum detectable concentration
MDL	Method Detection Limit
ML	Minimum Level (Dioxin)
NC	Not Calculated
ND	Not detected at the reporting limit (or MDL or EDL if shown)
PQL	Practical Quantitation Limit
QC	Quality Control
RER	Relative error ratio
RL	Reporting Limit or Requested Limit (Radiochemistry)
RPD	Relative Percent Difference, a measure of the relative difference between two points
TEF	Toxicity Equivalent Factor (Dioxin)
TEQ	Toxicity Equivalent Quotient (Dioxin)



Client: KPRG and Associates, Inc.
 Project/Site: Powerton Station Ash Ponds

TestAmerica Job ID: 500-95874-1

GC/MS VOA

Analysis Batch: 289119

Lab Sample ID	Client Sample ID	Prep Type	Matrix	Method	Prep Batch
500-95874-1	East Yard Run Off, EYRO	Total/NA	Water	8260B	
LCS 500-289119/3	Lab Control Sample	Total/NA	Water	8260B	
MB 500-289119/5	Method Blank	Total/NA	Water	8260B	

HPLC/IC

Analysis Batch: 75111

Lab Sample ID	Client Sample ID	Prep Type	Matrix	Method	Prep Batch
500-95874-1	East Yard Run Off, EYRO	Total/NA	Water	314.0	
500-95874-1 MS	East Yard Run Off, EYRO	Total/NA	Water	314.0	
500-95874-1 MSD	East Yard Run Off, EYRO	Total/NA	Water	314.0	
LCS 320-75111/13	Lab Control Sample	Total/NA	Water	314.0	
MB 320-75111/12	Method Blank	Total/NA	Water	314.0	
MRL 320-75111/5	Lab Control Sample	Total/NA	Water	314.0	

Metals

Prep Batch: 288205

Lab Sample ID	Client Sample ID	Prep Type	Matrix	Method	Prep Batch
500-95874-1	East Yard Run Off, EYRO	Total/NA	Water	7470A	
LCS 500-288205/13-A	Lab Control Sample	Total/NA	Water	7470A	
MB 500-288205/12-A	Method Blank	Total/NA	Water	7470A	

Analysis Batch: 288447

Lab Sample ID	Client Sample ID	Prep Type	Matrix	Method	Prep Batch
500-95874-1	East Yard Run Off, EYRO	Total/NA	Water	7470A	288205
LCS 500-288205/13-A	Lab Control Sample	Total/NA	Water	7470A	288205
MB 500-288205/12-A	Method Blank	Total/NA	Water	7470A	288205

Prep Batch: 288692

Lab Sample ID	Client Sample ID	Prep Type	Matrix	Method	Prep Batch
500-95874-1	East Yard Run Off, EYRO	Total Recoverable	Water	3005A	
LCS 500-288692/2-A	Lab Control Sample	Total Recoverable	Water	3005A	
MB 500-288692/1-A	Method Blank	Total Recoverable	Water	3005A	

Analysis Batch: 288804

Lab Sample ID	Client Sample ID	Prep Type	Matrix	Method	Prep Batch
500-95874-1	East Yard Run Off, EYRO	Total Recoverable	Water	6020A	288692
LCS 500-288692/2-A	Lab Control Sample	Total Recoverable	Water	6020A	288692
MB 500-288692/1-A	Method Blank	Total Recoverable	Water	6020A	288692

Analysis Batch: 288821

Lab Sample ID	Client Sample ID	Prep Type	Matrix	Method	Prep Batch
500-95874-1	East Yard Run Off, EYRO	Total Recoverable	Water	6020A	288692
LCS 500-288692/2-A	Lab Control Sample	Total Recoverable	Water	6020A	288692
MB 500-288692/1-A	Method Blank	Total Recoverable	Water	6020A	288692

Analysis Batch: 288909

Lab Sample ID	Client Sample ID	Prep Type	Matrix	Method	Prep Batch
500-95874-1	East Yard Run Off, EYRO	Total Recoverable	Water	6020A	288692

TestAmerica Chicago

MWG13-15_49949
 5/28/2015



Client: KPRG and Associates, Inc.
 Project/Site: Powerton Station Ash Ponds

TestAmerica Job ID: 500-95874-1

Metals (Continued)

Analysis Batch: 288909 (Continued)

Lab Sample ID	Client Sample ID	Prep Type	Matrix	Method	Prep Batch
LCS 500-288692/2-A	Lab Control Sample	Total Recoverable	Water	6020A	288692
MB 500-288692/1-A	Method Blank	Total Recoverable	Water	6020A	288692

General Chemistry

Analysis Batch: 287912

Lab Sample ID	Client Sample ID	Prep Type	Matrix	Method	Prep Batch
500-95874-1	East Yard Run Off, EYRO	Total/NA	Water	SM 4500 NO2 B	
LCS 500-287912/4	Lab Control Sample	Total/NA	Water	SM 4500 NO2 B	
MB 500-287912/3	Method Blank	Total/NA	Water	SM 4500 NO2 B	

Analysis Batch: 288323

Lab Sample ID	Client Sample ID	Prep Type	Matrix	Method	Prep Batch
500-95874-1	East Yard Run Off, EYRO	Total/NA	Water	SM 2540C	
500-95874-1 DU	East Yard Run Off, EYRO	Total/NA	Water	SM 2540C	
LCS 500-288323/2	Lab Control Sample	Total/NA	Water	SM 2540C	
MB 500-288323/1	Method Blank	Total/NA	Water	SM 2540C	

Analysis Batch: 288341

Lab Sample ID	Client Sample ID	Prep Type	Matrix	Method	Prep Batch
500-95874-1	East Yard Run Off, EYRO	Total/NA	Water	9251	
LCS 500-288341/13	Lab Control Sample	Total/NA	Water	9251	
MB 500-288341/12	Method Blank	Total/NA	Water	9251	

Prep Batch: 288485

Lab Sample ID	Client Sample ID	Prep Type	Matrix	Method	Prep Batch
500-95874-1	East Yard Run Off, EYRO	Total/NA	Water	9010B	
LCS 500-288485/2-A	Lab Control Sample	Total/NA	Water	9010B	
MB 500-288485/1-A	Method Blank	Total/NA	Water	9010B	

Analysis Batch: 288512

Lab Sample ID	Client Sample ID	Prep Type	Matrix	Method	Prep Batch
500-95874-1	East Yard Run Off, EYRO	Total/NA	Water	9014	288485
LCS 500-288485/2-A	Lab Control Sample	Total/NA	Water	9014	288485
MB 500-288485/1-A	Method Blank	Total/NA	Water	9014	288485

Analysis Batch: 288564

Lab Sample ID	Client Sample ID	Prep Type	Matrix	Method	Prep Batch
500-95874-1	East Yard Run Off, EYRO	Total/NA	Water	9038	
LCS 500-288564/4	Lab Control Sample	Total/NA	Water	9038	
MB 500-288564/3	Method Blank	Total/NA	Water	9038	

Analysis Batch: 288619

Lab Sample ID	Client Sample ID	Prep Type	Matrix	Method	Prep Batch
500-95874-1	East Yard Run Off, EYRO	Total/NA	Water	Nitrate by calc	

Analysis Batch: 288640

Lab Sample ID	Client Sample ID	Prep Type	Matrix	Method	Prep Batch
500-95874-1	East Yard Run Off, EYRO	Total/NA	Water	SM 4500 F C	
LCS 500-288640/4	Lab Control Sample	Total/NA	Water	SM 4500 F C	

TestAmerica Chicago

MWG13-15_49950
 5/28/2015

Client: KPRG and Associates, Inc.
 Project/Site: Powerton Station Ash Ponds

TestAmerica Job ID: 500-95874-1

General Chemistry (Continued)

Analysis Batch: 288640 (Continued)

Lab Sample ID	Client Sample ID	Prep Type	Matrix	Method	Prep Batch
MB 500-288640/3	Method Blank	Total/NA	Water	SM 4500 F C	

Analysis Batch: 288676

Lab Sample ID	Client Sample ID	Prep Type	Matrix	Method	Prep Batch
500-95874-1	East Yard Run Off, EYRO	Total/NA	Water	SM 4500 NO3 F	
LCS 500-288676/54	Lab Control Sample	Total/NA	Water	SM 4500 NO3 F	
MB 500-288676/53	Method Blank	Total/NA	Water	SM 4500 NO3 F	

- 1
- 2
- 3
- 4
- 5
- 6
- 7
- 8
- 9
- 10
- 11
- 12
- 13
- 14
- 15

Client: KPRG and Associates, Inc.
 Project/Site: Powerton Station Ash Ponds

TestAmerica Job ID: 500-95874-1

Method: 8260B - Volatile Organic Compounds (GC/MS)

Matrix: Water

Prep Type: Total/NA

Percent Surrogate Recovery (Acceptance Limits)

Lab Sample ID	Client Sample ID	12DCE	TOL	BFB	DBFM
		(75-125)	(75-120)	(75-120)	(75-120)
500-95874-1	East Yard Run Off, EYRO	106	97	88	96
LCS 500-289119/3	Lab Control Sample	109	99	92	97
MB 500-289119/5	Method Blank	106	98	94	92

Surrogate Legend

- 12DCE = 1,2-Dichloroethane-d4 (Surr)
- TOL = Toluene-d8 (Surr)
- BFB = 4-Bromofluorobenzene (Surr)
- DBFM = Dibromofluoromethane



Client: KPRG and Associates, Inc.
 Project/Site: Powerton Station Ash Ponds

TestAmerica Job ID: 500-95874-1

Method: 8260B - Volatile Organic Compounds (GC/MS)

Lab Sample ID: MB 500-289119/5
 Matrix: Water
 Analysis Batch: 289119

Client Sample ID: Method Blank
 Prep Type: Total/NA

Analyte	MB Result	MB Qualifier	RL	MDL	Unit	D	Prepared	Analyzed	Dil Fac
Benzene	<0.00050		0.00050		mg/L			05/22/15 09:44	1
Toluene	<0.00050		0.00050		mg/L			05/22/15 09:44	1
Ethylbenzene	<0.00050		0.00050		mg/L			05/22/15 09:44	1
Xylenes, Total	<0.0010		0.0010		mg/L			05/22/15 09:44	1

Surrogate	MB %Recovery	MB Qualifier	Limits	Prepared	Analyzed	Dil Fac
1,2-Dichloroethane-d4 (Surr)	106		75 - 125		05/22/15 09:44	1
Toluene-d8 (Surr)	98		75 - 120		05/22/15 09:44	1
4-Bromofluorobenzene (Surr)	94		75 - 120		05/22/15 09:44	1
Dibromofluoromethane	92		75 - 120		05/22/15 09:44	1

Lab Sample ID: LCS 500-289119/3
 Matrix: Water
 Analysis Batch: 289119

Client Sample ID: Lab Control Sample
 Prep Type: Total/NA

Analyte	Spike Added	LCS Result	LCS Qualifier	Unit	D	%Rec	%Rec. Limits
Benzene	0.0500	0.0485		mg/L		97	75 - 120
Toluene	0.0500	0.0488		mg/L		98	75 - 120
Ethylbenzene	0.0500	0.0503		mg/L		101	75 - 120
Xylenes, Total	0.100	0.0984		mg/L		98	75 - 120

Surrogate	LCS %Recovery	LCS Qualifier	Limits
1,2-Dichloroethane-d4 (Surr)	109		75 - 125
Toluene-d8 (Surr)	99		75 - 120
4-Bromofluorobenzene (Surr)	92		75 - 120
Dibromofluoromethane	97		75 - 120

Method: 314.0 - Perchlorate (IC)

Lab Sample ID: MB 320-75111/12
 Matrix: Water
 Analysis Batch: 75111

Client Sample ID: Method Blank
 Prep Type: Total/NA

Analyte	MB Result	MB Qualifier	RL	MDL	Unit	D	Prepared	Analyzed	Dil Fac
Perchlorate	<0.0040		0.0040		mg/L			05/27/15 21:22	1

Lab Sample ID: LCS 320-75111/13
 Matrix: Water
 Analysis Batch: 75111

Client Sample ID: Lab Control Sample
 Prep Type: Total/NA

Analyte	Spike Added	LCS Result	LCS Qualifier	Unit	D	%Rec	%Rec. Limits
Perchlorate	0.0500	0.0510		mg/L		102	85 - 115

Client: KPRG and Associates, Inc.
 Project/Site: Powerton Station Ash Ponds

TestAmerica Job ID: 500-95874-1

Method: 314.0 - Perchlorate (IC) (Continued)

Lab Sample ID: MRL 320-75111/5
 Matrix: Water
 Analysis Batch: 75111

Client Sample ID: Lab Control Sample
 Prep Type: Total/NA

Analyte	Spike Added	MRL Result	MRL Qualifier	Unit	D	%Rec	%Rec. Limits
Perchlorate	4.00	5.14	^	ug/L		128	75 - 125

Lab Sample ID: 500-95874-1 MS
 Matrix: Water
 Analysis Batch: 75111

Client Sample ID: East Yard Run Off, EYRO
 Prep Type: Total/NA

Analyte	Sample Result	Sample Qualifier	Spike Added	MS Result	MS Qualifier	Unit	D	%Rec	%Rec. Limits
Perchlorate	<0.0040		0.0500	0.0514		mg/L		103	80 - 120

Lab Sample ID: 500-95874-1 MSD
 Matrix: Water
 Analysis Batch: 75111

Client Sample ID: East Yard Run Off, EYRO
 Prep Type: Total/NA

Analyte	Sample Result	Sample Qualifier	Spike Added	MSD Result	MSD Qualifier	Unit	D	%Rec	%Rec. Limits	RPD	RPD Limit
Perchlorate	<0.0040		0.0500	0.0490		mg/L		98	80 - 120	5	20

Method: 6020A - Metals (ICP/MS)

Lab Sample ID: MB 500-288692/1-A
 Matrix: Water
 Analysis Batch: 288804

Client Sample ID: Method Blank
 Prep Type: Total Recoverable
 Prep Batch: 288692

Analyte	MB Result	MB Qualifier	RL	MDL	Unit	D	Prepared	Analyzed	Dil Fac
Antimony	<0.0030		0.0030		mg/L		05/19/15 14:30	05/20/15 10:05	1
Barium	<0.0025		0.0025		mg/L		05/19/15 14:30	05/20/15 10:05	1
Beryllium	<0.0010		0.0010		mg/L		05/19/15 14:30	05/20/15 10:05	1
Chromium	<0.0050		0.0050		mg/L		05/19/15 14:30	05/20/15 10:05	1
Cobalt	<0.0010		0.0010		mg/L		05/19/15 14:30	05/20/15 10:05	1
Lead	<0.00050		0.00050		mg/L		05/19/15 14:30	05/20/15 10:05	1
Manganese	<0.0025		0.0025		mg/L		05/19/15 14:30	05/20/15 10:05	1
Nickel	<0.0020		0.0020		mg/L		05/19/15 14:30	05/20/15 10:05	1
Silver	<0.00050		0.00050		mg/L		05/19/15 14:30	05/20/15 10:05	1
Thallium	<0.0020		0.0020		mg/L		05/19/15 14:30	05/20/15 10:05	1
Vanadium	<0.0050		0.0050		mg/L		05/19/15 14:30	05/20/15 10:05	1
Zinc	<0.020		0.020		mg/L		05/19/15 14:30	05/20/15 10:05	1

Lab Sample ID: MB 500-288692/1-A
 Matrix: Water
 Analysis Batch: 288821

Client Sample ID: Method Blank
 Prep Type: Total Recoverable
 Prep Batch: 288692

Analyte	MB Result	MB Qualifier	RL	MDL	Unit	D	Prepared	Analyzed	Dil Fac
Arsenic	<0.0010		0.0010		mg/L		05/19/15 14:30	05/20/15 10:56	1
Cadmium	<0.00050		0.00050		mg/L		05/19/15 14:30	05/20/15 10:56	1
Copper	<0.0020		0.0020		mg/L		05/19/15 14:30	05/20/15 10:56	1
Iron	<0.10		0.10		mg/L		05/19/15 14:30	05/20/15 10:56	1
Selenium	<0.0025		0.0025		mg/L		05/19/15 14:30	05/20/15 10:56	1

Client: KPRG and Associates, Inc.
 Project/Site: Powerton Station Ash Ponds

TestAmerica Job ID: 500-95874-1

Method: 6020A - Metals (ICP/MS) (Continued)

Lab Sample ID: MB 500-288692/1-A
 Matrix: Water
 Analysis Batch: 288909

Client Sample ID: Method Blank
 Prep Type: Total Recoverable
 Prep Batch: 288692

Analyte	MB Result	MB Qualifier	RL	MDL	Unit	D	Prepared	Analyzed	Dil Fac
Boron	<0.050		0.050		mg/L		05/19/15 14:30	05/20/15 15:19	1

Lab Sample ID: LCS 500-288692/2-A
 Matrix: Water
 Analysis Batch: 288804

Client Sample ID: Lab Control Sample
 Prep Type: Total Recoverable
 Prep Batch: 288692

Analyte	Spike Added	LCS Result	LCS Qualifier	Unit	D	%Rec	%Rec. Limits
Antimony	0.500	0.535		mg/L		107	80 - 120
Barium	0.500	0.505		mg/L		101	80 - 120
Beryllium	0.0500	0.0532		mg/L		106	80 - 120
Chromium	0.200	0.198		mg/L		99	80 - 120
Cobalt	0.500	0.530		mg/L		106	80 - 120
Lead	0.100	0.0977		mg/L		98	80 - 120
Manganese	0.500	0.507		mg/L		101	80 - 120
Nickel	0.500	0.505		mg/L		101	80 - 120
Silver	0.0500	0.0511		mg/L		102	80 - 120
Thallium	0.100	0.0964		mg/L		96	80 - 120
Vanadium	0.500	0.499		mg/L		100	80 - 120
Zinc	0.500	0.545		mg/L		109	80 - 120

Lab Sample ID: LCS 500-288692/2-A
 Matrix: Water
 Analysis Batch: 288821

Client Sample ID: Lab Control Sample
 Prep Type: Total Recoverable
 Prep Batch: 288692

Analyte	Spike Added	LCS Result	LCS Qualifier	Unit	D	%Rec	%Rec. Limits
Arsenic	0.100	0.106		mg/L		106	80 - 120
Cadmium	0.0500	0.0543		mg/L		109	80 - 120
Copper	0.250	0.268		mg/L		107	80 - 120
Iron	1.00	0.984		mg/L		98	80 - 120
Selenium	0.100	0.108		mg/L		108	80 - 120

Lab Sample ID: LCS 500-288692/2-A
 Matrix: Water
 Analysis Batch: 288909

Client Sample ID: Lab Control Sample
 Prep Type: Total Recoverable
 Prep Batch: 288692

Analyte	Spike Added	LCS Result	LCS Qualifier	Unit	D	%Rec	%Rec. Limits
Boron	1.00	1.06		mg/L		106	80 - 120

Method: 7470A - Mercury (CVAA)

Lab Sample ID: MB 500-288205/12-A
 Matrix: Water
 Analysis Batch: 288447

Client Sample ID: Method Blank
 Prep Type: Total/NA
 Prep Batch: 288205

Analyte	MB Result	MB Qualifier	RL	MDL	Unit	D	Prepared	Analyzed	Dil Fac
Mercury	<0.00020		0.00020		mg/L		05/15/15 11:00	05/18/15 09:23	1

Client: KPRG and Associates, Inc.
 Project/Site: Powerton Station Ash Ponds

TestAmerica Job ID: 500-95874-1

Method: 7470A - Mercury (CVAA) (Continued)

Lab Sample ID: LCS 500-288205/13-A
 Matrix: Water
 Analysis Batch: 288447

Client Sample ID: Lab Control Sample
 Prep Type: Total/NA
 Prep Batch: 288205

Analyte	Spike Added	LCS Result	LCS Qualifier	Unit	D	%Rec	Limits
Mercury	0.00200	0.00207		mg/L		103	80 - 120

Method: 9014 - Cyanide

Lab Sample ID: MB 500-288485/1-A
 Matrix: Water
 Analysis Batch: 288512

Client Sample ID: Method Blank
 Prep Type: Total/NA
 Prep Batch: 288485

Analyte	MB Result	MB Qualifier	RL	MDL	Unit	D	Prepared	Analyzed	Dil Fac
Cyanide, Total	<0.010		0.010		mg/L		05/18/15 15:30	05/18/15 17:50	1

Lab Sample ID: LCS 500-288485/2-A
 Matrix: Water
 Analysis Batch: 288512

Client Sample ID: Lab Control Sample
 Prep Type: Total/NA
 Prep Batch: 288485

Analyte	Spike Added	LCS Result	LCS Qualifier	Unit	D	%Rec	Limits
Cyanide, Total	0.100	0.100		mg/L		100	80 - 120

Method: 9038 - Sulfate, Turbidimetric

Lab Sample ID: MB 500-288564/3
 Matrix: Water
 Analysis Batch: 288564

Client Sample ID: Method Blank
 Prep Type: Total/NA

Analyte	MB Result	MB Qualifier	RL	MDL	Unit	D	Prepared	Analyzed	Dil Fac
Sulfate	<5.0		5.0		mg/L			05/19/15 07:33	1

Lab Sample ID: LCS 500-288564/4
 Matrix: Water
 Analysis Batch: 288564

Client Sample ID: Lab Control Sample
 Prep Type: Total/NA

Analyte	Spike Added	LCS Result	LCS Qualifier	Unit	D	%Rec	Limits
Sulfate	20.0	19.1		mg/L		96	80 - 120

Method: 9251 - Chloride

Lab Sample ID: MB 500-288341/12
 Matrix: Water
 Analysis Batch: 288341

Client Sample ID: Method Blank
 Prep Type: Total/NA

Analyte	MB Result	MB Qualifier	RL	MDL	Unit	D	Prepared	Analyzed	Dil Fac
Chloride	<2.0		2.0		mg/L			05/17/15 17:06	1

Client: KPRG and Associates, Inc.
 Project/Site: Powerton Station Ash Ponds

TestAmerica Job ID: 500-95874-1

Method: 9251 - Chloride (Continued)

Lab Sample ID: LCS 500-288341/13
 Matrix: Water
 Analysis Batch: 288341

Client Sample ID: Lab Control Sample
 Prep Type: Total/NA

Analyte	Spike Added	LCS Result	LCS Qualifier	Unit	D	%Rec	%Rec. Limits
Chloride	50.0	50.7		mg/L		101	80 - 120

Method: SM 2540C - Solids, Total Dissolved (TDS)

Lab Sample ID: MB 500-288323/1
 Matrix: Water
 Analysis Batch: 288323

Client Sample ID: Method Blank
 Prep Type: Total/NA

Analyte	MB Result	MB Qualifier	RL	MDL	Unit	D	Prepared	Analyzed	Dil Fac
Total Dissolved Solids	<10		10		mg/L			05/16/15 19:30	1

Lab Sample ID: LCS 500-288323/2
 Matrix: Water
 Analysis Batch: 288323

Client Sample ID: Lab Control Sample
 Prep Type: Total/NA

Analyte	Spike Added	LCS Result	LCS Qualifier	Unit	D	%Rec	%Rec. Limits
Total Dissolved Solids	250	246		mg/L		98	80 - 120

Lab Sample ID: 500-95874-1 DU
 Matrix: Water
 Analysis Batch: 288323

Client Sample ID: East Yard Run Off, EYRO
 Prep Type: Total/NA

Analyte	Sample Result	Sample Qualifier	DU Result	DU Qualifier	Unit	D	RPD	RPD Limit
Total Dissolved Solids	910		908		mg/L		0.2	5

Method: SM 4500 F C - Fluoride

Lab Sample ID: MB 500-288640/3
 Matrix: Water
 Analysis Batch: 288640

Client Sample ID: Method Blank
 Prep Type: Total/NA

Analyte	MB Result	MB Qualifier	RL	MDL	Unit	D	Prepared	Analyzed	Dil Fac
Fluoride	<0.10		0.10		mg/L			05/19/15 10:52	1

Lab Sample ID: LCS 500-288640/4
 Matrix: Water
 Analysis Batch: 288640

Client Sample ID: Lab Control Sample
 Prep Type: Total/NA

Analyte	Spike Added	LCS Result	LCS Qualifier	Unit	D	%Rec	%Rec. Limits
Fluoride	10.0	10.5		mg/L		105	80 - 120

QC Sample Results

Client: KPRG and Associates, Inc.
 Project/Site: Powerton Station Ash Ponds

TestAmerica Job ID: 500-95874-1

Method: SM 4500 NO2 B - Nitrogen, Nitrite

Lab Sample ID: MB 500-287912/3
 Matrix: Water
 Analysis Batch: 287912

Client Sample ID: Method Blank
 Prep Type: Total/NA

Analyte	MB Result	MB Qualifier	RL	MDL	Unit	D	Prepared	Analyzed	Dil Fac
Nitrogen, Nitrite	<0.020		0.020		mg/L			05/13/15 17:40	1

Lab Sample ID: LCS 500-287912/4
 Matrix: Water
 Analysis Batch: 287912

Client Sample ID: Lab Control Sample
 Prep Type: Total/NA

Analyte	Spike Added	LCS Result	LCS Qualifier	Unit	D	%Rec	%Rec. Limits
Nitrogen, Nitrite	0.100	0.103		mg/L		103	80 - 120

Method: SM 4500 NO3 F - Nitrogen, Nitrate

Lab Sample ID: MB 500-288676/53
 Matrix: Water
 Analysis Batch: 288676

Client Sample ID: Method Blank
 Prep Type: Total/NA

Analyte	MB Result	MB Qualifier	RL	MDL	Unit	D	Prepared	Analyzed	Dil Fac
Nitrogen, Nitrate Nitrite	<0.10		0.10		mg/L			05/19/15 14:24	1

Lab Sample ID: LCS 500-288676/54
 Matrix: Water
 Analysis Batch: 288676

Client Sample ID: Lab Control Sample
 Prep Type: Total/NA

Analyte	Spike Added	LCS Result	LCS Qualifier	Unit	D	%Rec	%Rec. Limits
Nitrogen, Nitrate Nitrite	1.02	1.13		mg/L		111	80 - 120

Client: KPRG and Associates, Inc.
 Project/Site: Powerton Station Ash Ponds

TestAmerica Job ID: 500-95874-1

Client Sample ID: East Yard Run Off, EYRO

Lab Sample ID: 500-95874-1

Date Collected: 05/12/15 10:30

Matrix: Water

Date Received: 05/13/15 09:40

Prep Type	Batch Type	Batch Method	Run	Dilution Factor	Batch Number	Prepared or Analyzed	Analyst	Lab
Total/NA	Analysis	8260B		1	289119	05/22/15 11:19	PMF	TAL CHI
Total/NA	Analysis	314.0		1	75111	05/27/15 21:53	JCB	TAL SAC
Total Recoverable	Prep	3005A			288692	05/19/15 14:30	PJH	TAL CHI
Total Recoverable	Analysis	6020A		1	288821	05/20/15 11:01	MJP	TAL CHI
Total Recoverable	Prep	3005A			288692	05/19/15 14:30	PJH	TAL CHI
Total Recoverable	Analysis	6020A		1	288909	05/20/15 15:21	MJP	TAL CHI
Total Recoverable	Prep	3005A			288692	05/19/15 14:30	PJH	TAL CHI
Total Recoverable	Analysis	6020A		1	288804	05/20/15 10:14	MJP	TAL CHI
Total/NA	Prep	7470A			288205	05/15/15 11:00	RLL	TAL CHI
Total/NA	Analysis	7470A		1	288447	05/18/15 10:14	RLL	TAL CHI
Total/NA	Prep	9010B			288485	05/18/15 15:30	ELR	TAL CHI
Total/NA	Analysis	9014		1	288512		ELR	TAL CHI
					(Start)	05/18/15 17:54		
					(End)	05/18/15 17:54		
Total/NA	Analysis	9038		20	288564		CLB	TAL CHI
					(Start)	05/19/15 07:36		
					(End)	05/19/15 07:37		
Total/NA	Analysis	9251		5	288341	05/17/15 17:31	HMW	TAL CHI
Total/NA	Analysis	Nitrate by calc		1	288619	05/19/15 12:19	AJR	TAL CHI
Total/NA	Analysis	SM 2540C		1	288323	05/16/15 19:45	CLB	TAL CHI
Total/NA	Analysis	SM 4500 F C		1	288640	05/19/15 11:06	AJR	TAL CHI
Total/NA	Analysis	SM 4500 NO2 B		1	287912		LAJ	TAL CHI
					(Start)	05/13/15 17:48		
					(End)	05/13/15 17:49		
Total/NA	Analysis	SM 4500 NO3 F		1	288676	05/19/15 14:43	AJR	TAL CHI

Laboratory References:

TAL CHI = TestAmerica Chicago, 2417 Bond Street, University Park, IL 60484, TEL (708)534-5200

TAL SAC = TestAmerica Sacramento, 880 Riverside Parkway, West Sacramento, CA 95605, TEL (916)373-5600

Certification Summary

Client: KPRG and Associates, Inc.
 Project/Site: Powerton Station Ash Ponds

TestAmerica Job ID: 500-95874-1

Laboratory: TestAmerica Chicago

The certifications listed below are applicable to this report.

Authority	Program	EPA Region	Certification ID	Expiration Date
Illinois	NELAP	5	100201	04-30-16

Laboratory: TestAmerica Sacramento

All certifications held by this laboratory are listed. Not all certifications are applicable to this report.

Authority	Program	EPA Region	Certification ID	Expiration Date
A2LA	DoD ELAP		2928-01	01-31-16
Alaska (UST)	State Program	10	UST-055	12-18-15
Arizona	State Program	9	AZ0708	08-11-15
Arkansas DEQ	State Program	6	88-0691	06-17-15
California	State Program	9	2897	01-31-16
Colorado	State Program	8	N/A	08-31-15
Connecticut	State Program	1	PH-0691	06-30-15
Florida	NELAP	4	E87570	06-30-15
Hawaii	State Program	9	N/A	01-29-16
Illinois	NELAP	5	200060	03-17-16
Kansas	NELAP	7	E-10375	10-31-15
Louisiana	NELAP	6	30612	06-30-15
Michigan	State Program	5	9947	01-31-16
Nevada	State Program	9	CA44	07-31-15
New Jersey	NELAP	2	CA005	06-30-15
New York	NELAP	2	11666	04-01-16
Oregon	NELAP	10	CA200005	01-29-16
Oregon	NELAP Secondary AB	10	E87570	06-30-15
Pennsylvania	NELAP	3	9947	03-31-16
Texas	NELAP	6	T104704399-08-TX	05-31-16
US Fish & Wildlife	Federal		LE148388-0	02-28-16
USDA	Federal		P330-11-00436	12-30-17
USEPA UCMR	Federal	1	CA00044	11-06-16
Utah	NELAP	8	QUAN1	02-28-16
Washington	State Program	10	C581	05-04-16
West Virginia (DW)	State Program	3	9930C	12-31-15
Wyoming	State Program	8	8TMS-Q	01-29-16



THE LEADER IN ENVIRONMENTAL TESTING

TestAmerica Chicar

2417 Bond St.

University Park, IL 60

708-534-5200

Fax: 708-534-5211 500-95874 COC



Report To:		Bill To:	
Contact: Rich Gnat	Contact:		Lab Lot # 500-95874
Company: KPRG & Associates Inc.	Company:		Package Sealed Yes No
Address: 14665 W. Lisbon Rd, Suite 2B	Address:		Samples Sealed Yes No
Brookfield, WI			Received on Ice Yes No
Phone: 262-781-0475	Phone:		Samples Intact Yes No N/A
Fax:	Fax:		Temperature °C of Cooler
Email:	PO #:		

Sampler Name: Ian John Howieson		Client Project # 12313.1		Refrg #		Within Hold Time Yes No		Preserv. Indicated Yes No N/A					
Project Name: Powerton Station Ash Ponds		TestAmerica Project Number: 50008027		Volume		pH Check OK Yes No		Res CL₂ Check OK Yes No N/A					
Project Location: Pekin, IL		Date Required Hard Copy: / /		Matrix	# of Containers					Sample Labels and COC Agree Yes No		COC not present	
Lab PM: Bonnie Stadelmann		Fax: / /								Additional Analyses / Remarks			
Laboratory ID	MS-MSD	Client Sample ID	Sampling Time	Date									
1		East Yard Run Off, EYRO	5/12/2015	10:30	W	1	X						

RELINQUISHED BY: <i>[Signature]</i>	COMPANY: KPRG	DATE: 5-12-15	TIME: 18:10	RECEIVED BY: <i>[Signature]</i>	COMPANY: FEDEX	DATE:	TIME:
RELINQUISHED BY: <i>[Signature]</i>	COMPANY: TA-CHI	DATE: 5/13/15	TIME: 0940	RECEIVED BY: <i>[Signature]</i>	COMPANY: TA-CHI	DATE:	TIME:

- | | | |
|--|---|--|
| Matrix Key
WW = Wastewater
W = Water
S = Soil
SL = Sludge
MS = Miscellaneous
OL = Oil
A = Air
SE = Sediment
SO = Solid
DL = Drum Liquid
DS = Drum Solid
L = Leachate
W = Wipe
O = _____ | Container Key
1. Plastic
2. VOA Vial
3. Sterile Plastic
4. Amber Glass
5. Widemouth Glass
6. Other | Preservative Key
1. HCl, Cool to 4°
2. H ₂ SO ₄ , Cool to 4°
3. HNO ₃ , Cool to 4°
4. NaOH, Cool to 4°
5. NaOH/Zn, Cool to 4°
6. Cool to 4°
7. Nona |
|--|---|--|

COMMENTS:	Date Received: / /
	Courier:
	Hand Delivered <input type="checkbox"/>
	Bill of Lading:



THE LEADER IN ENVIRONMENTAL TESTING

TestAmerica Chicago

2417 Bond St.

University Park, IL 6048

708-534-5200

Fax: 708-534-5211



500-95874 COC

Report To:		Bill To:	
Contact: Rich Gnat	Company: KPRG & Associates Inc.		Company:
Address: 14665 W. Llisbon Rd. Suite 2B	Address:		Lab Lot # 500-95874
Brookfield, WI	Address:		Package Sealed Yes No
Phone: 262-781-0475	Phone:		Samples Sealed Yes No
Fax:	Fax:		Received on Ice Yes No
Email:	PO #:		Samples Intact Yes No N/A
Temperature °C of Cooler 2.8			

Sampler Name: Ian John Howieson		Client Project # 12313.1		Refrg #		Within Hold Time Yes No		Preserv. Indicated Yes No N/A									
Project Name: Powerton Station Ash Ponds		TestAmerica Project Number: 50008027		Volume		pH Check OK Yes No		Res CL₂ Check OK Yes No N/A									
Project Location: Pekin, IL		Date Required Hard Copy: / /		Matrix	# OF Containers	18 Metals + Hg, dissolved	Cl, TDS, SO ₄ , F _l , dissolved	NO ₂ , dissolved	NO ₃ +NO ₂ , dissolved	Cyanide, dissolved	BTEX	Perchlorate	Radium 226	Radium 228	Sample Labels and COC Agree Yes No COC not present		
Lab PM: Bonnie Stadelmann		Fax: / /													Additional Analyses / Remarks		
Laboratory ID	MS-MSD	Client Sample ID	Sampling Time	Date	Matrix	# OF Containers	18 Metals + Hg, dissolved	Cl, TDS, SO ₄ , F _l , dissolved	NO ₂ , dissolved	NO ₃ +NO ₂ , dissolved	Cyanide, dissolved	BTEX	Perchlorate	Radium 226	Radium 228	Additional Analyses / Remarks	
1		EAST YARD RUN OFF	5/12/2015 10:30		W	8	X	X	X	X	X	X	X				

RELINQUISHED BY: <i>[Signature]</i>	COMPANY: KPRG	DATE: 5-14-15	TIME: 20:25	RECEIVED BY: <i>[Signature]</i>	COMPANY: TA	DATE: 5/14/15	TIME: 20:25
RELINQUISHED BY: <i>[Signature]</i>	COMPANY: TA	DATE: 5/15/15	TIME: 0730	RECEIVED BY: <i>[Signature]</i>	COMPANY: TA	DATE: 5/15/15	TIME: 0730

- | | | |
|--|--|---|
| Matrix Key
WW = Wastewater
W = Water
S = Soil
SL = Sludge
MS = Miscellaneous
OL = Oil
A = Air
SE = Sediment
SO = Solid
DL = Drum Liquid
DS = Drum Solid
L = Leachate
W = Wipe
O = _____ | Container Key
1. Plastic
2. VOA Vial
3. Sterile Plastic
4. Amber Glass
5. Widemouth Glass
6. Other
_____ | Preservative Key
1. HCl, Cool to 4°
2. H ₂ SO ₄ , Cool to 4°
3. HNO ₃ , Cool to 4°
4. NaOH, Cool to 4°
5. NaOH/Zn, Cool to 4°
6. Cool to 4°
7. None
_____ |
|--|--|---|

COMMENTS:	Date Received: / /
	Courier:
	Hand Delivered <input type="checkbox"/>
	Bill of Lading:
PAGE 3 of 3	

Buckley, Paula

From: Stadelmann, Bonnie
Sent: Friday, May 15, 2015 10:37 AM
To: Buckley, Paula
Subject: FW: TestAmerica report files from 500-95874-1 Powerton Station Ash Ponds

From: Howieson, Ian John [mailto:tech@howieson.net]
Sent: Friday, May 15, 2015 9:42 AM
To: Stadelmann, Bonnie
Subject: Re: TestAmerica report files from 500-95874-1 Powerton Station Ash Ponds

Bonnie,
Thank you for bringing this to my attention, please accept this email as an amendment to the current submitted signed COC, and continue to test parameters based on our previous submitted COC's.
My apologies for the mix up, and thank you for your diligence.

On Friday, May 15, 2015, Stadelmann, Bonnie <bonnie.stadelmann@testamericainc.com> wrote:

Hello,

Attached please find the report files for job 500-95874-1; Powerton Station Ash Ponds

Please feel free to contact me if you have any questions.

Thank you.

Please let us know if we met your expectations by rating the service you received from TestAmerica on this project by visiting our website at: [Project Feedback](#)

BONNIE M STADELMANN
Senior Project Manager

TestAmerica Chicago
THE LEADER IN ENVIRONMENTAL TESTING

Tel: 708.534.5200
www.testamericainc.com

Reference: [229981]
Attachments: 1

--
Thanks,
Ian John Howieson
Environmental Technician
1-630-290-6850 - Cell

Chain of Custody Record



Client Information (Sub Contract Lab)		Sampler		Lab PM		Carrier Tracking No(s)		COC No	
Client Contact Shipping/Receiving Company: TestAmerica Laboratories, Inc.		Phone Stadelmann, Bonnie M E-Mail bonnie.stadelmann@testamericainc.com		Stadelmann, Bonnie M				500-61457-1	
Address: 880 Riverside Parkway, City West Sacramento State, Zip: CA, 95605 Phone 916-373-5600(Tel) 916-372-1059(Fax) Email		Due Date Requested: 5/26/2015 TAT Requested (days):		Field Filtered Sample (Yes or No)		Analysis Requested		Job # 500-95874-1	
Project Name: Powerton Station Ash Ponds Site: Ian John Howieson		PO # WO # Project # 50008027 SSOW#		314 D/ Perchlorate		Preservation Codes:		M - Hexane N - None O - AsNaO2 P - Na2O4S Q - Na2SO3 R - NaHSO4 S - H2SO4 T - TSP Dodecahydrate U - Acetone V - MCAA W - pH 4-5 X - EDTA Y - EDTA Z - other (Specify)	
Sample Identification - Client ID (Lab ID) East Yard Run Off, EYRO (500-95874-1)		Sample Date 5/12/15		Sample Time 10:30 Central		Sample Type (C=Comp, G=grab) Preservation Code: Water		Total Number of Containers 1	
Possible Hazard Identification <input checked="" type="checkbox"/> Confirmed <input type="checkbox"/> Deliverable Requested: I, II, III, IV, Other (specify) <input type="checkbox"/> Empty Kit Relinquished by:		Date/Time 5/15/15		Date/Time 5/15/15		Date/Time 5/15/15		Special Instructions/Note: Special Instructions/Note:	
Relinquished by <i>[Signature]</i>		Date/Time 5/15/15		Date/Time 5/15/15		Date/Time 5/15/15		Special Instructions/Note: Sample Disposal (A fee may be assessed if samples are retained longer than 1 month) <input type="checkbox"/> Return To Client <input type="checkbox"/> Disposal By Lab <input type="checkbox"/> Archive For _____ Months	
Relinquished by		Date/Time 5/15/15		Date/Time 5/15/15		Date/Time 5/15/15		Special Instructions/Note: Special Instructions/QC Requirements.	
Relinquished by		Date/Time 5/15/15		Date/Time 5/15/15		Date/Time 5/15/15		Special Instructions/Note: Special Instructions/QC Requirements.	
Custody Seals Intact: Δ Yes Δ No		Custody Seal No : 512281		Custody Seal No : 1500		Custody Seal No : TAL		Custody Seal No : 5-15-15	
Cooler Temperature(s) °C and Other Remarks XTC		Cooler Temperature(s) °C and Other Remarks		Cooler Temperature(s) °C and Other Remarks		Cooler Temperature(s) °C and Other Remarks		Cooler Temperature(s) °C and Other Remarks	



Login Sample Receipt Checklist

Client: KPRG and Associates, Inc.

Job Number: 500-95874-1

Login Number: 95874

List Source: TestAmerica Chicago

List Number: 1

Creator: Scott, Sherri L

Question	Answer	Comment
Radioactivity wasn't checked or is \leq background as measured by a survey meter.	True	
The cooler's custody seal, if present, is intact.	True	
Sample custody seals, if present, are intact.	True	
The cooler or samples do not appear to have been compromised or tampered with.	True	
Samples were received on ice.	True	
Cooler Temperature is acceptable.	True	
Cooler Temperature is recorded.	True	2.4,2.8
COC is present.	True	
COC is filled out in ink and legible.	True	
COC is filled out with all pertinent information.	True	
Is the Field Sampler's name present on COC?	True	
There are no discrepancies between the containers received and the COC.	True	
Samples are received within Holding Time.	True	
Sample containers have legible labels.	True	
Containers are not broken or leaking.	True	
Sample collection date/times are provided.	True	
Appropriate sample containers are used.	True	
Sample bottles are completely filled.	True	
Sample Preservation Verified.	True	
There is sufficient vol. for all requested analyses, incl. any requested MS/MSDs	True	
Containers requiring zero headspace have no headspace or bubble is <math><6\text{mm}</math> (1/4").	N/A	
Multiphasic samples are not present.	True	
Samples do not require splitting or compositing.	True	
Residual Chlorine Checked.	N/A	

Login Sample Receipt Checklist

Client: KPRG and Associates, Inc.

Job Number: 500-95874-1

Login Number: 95874

List Number: 2

Creator: Hytrek, Cheryl

List Source: TestAmerica Sacramento

List Creation: 05/16/15 03:34 PM

Question	Answer	Comment
Radioactivity wasn't checked or is \leq background as measured by a survey meter.	True	
The cooler's custody seal, if present, is intact.	True	
Sample custody seals, if present, are intact.	N/A	
The cooler or samples do not appear to have been compromised or tampered with.	True	
Samples were received on ice.	True	
Cooler Temperature is acceptable.	True	
Cooler Temperature is recorded.	True	
COC is present.	True	
COC is filled out in ink and legible.	True	
COC is filled out with all pertinent information.	True	
Is the Field Sampler's name present on COC?	N/A	
There are no discrepancies between the containers received and the COC.	True	
Samples are received within Holding Time.	True	
Sample containers have legible labels.	True	
Containers are not broken or leaking.	True	
Sample collection date/times are provided.	True	
Appropriate sample containers are used.	True	
Sample bottles are completely filled.	True	no headspace in 314
Sample Preservation Verified.	N/A	
There is sufficient vol. for all requested analyses, incl. any requested MS/MSDs	True	
Containers requiring zero headspace have no headspace or bubble is <math><6\text{mm}</math> (1/4").	True	
Multiphasic samples are not present.	True	
Samples do not require splitting or compositing.	True	
Residual Chlorine Checked.	N/A	

ATTACHMENT F

ANNUAL and QUARTERLY GROUNDWATER MONITORING REPORT
POWERTON GENERATING STATION

January 13, 2017

Ms. Andrea Rhodes
Illinois Environmental Protection Agency
Division of Public Water Supplies
MC#19
1021 North Grand Avenue East
Springfield, IL 62794-9276

VIA FEDERAL EXPRESS

Re: Annual and Quarterly Groundwater Monitoring Results – Fourth Quarter 2016
Powerton Generating Station – Ash Impoundments
Compliance Commitment Agreement VN W-2012-00057; ID# 6282

Dear Ms. Rhodes:

The fourth quarterly groundwater sampling for 2016 has been completed for the ash pond monitoring wells located at the Midwest Generation, LLC (Midwest Generation) Powerton Generating Station in accordance with the Compliance Commitment Agreement (CCA) with Illinois Environmental Protection Agency (IEPA) dated October 24, 2012. This quarterly monitoring report summarizes the results of the monitoring event. This report is also intended to serve as the Annual Report and includes historical data analysis/summaries.

Well Inspection and Sampling Procedures

The groundwater monitoring network around the ash ponds at the Powerton facility consists of sixteen wells (MW-01 through MW-16) as shown on Figure 1. As part of sampling procedures, the integrity of all monitoring wells was inspected and water levels obtained using an electronic water level meter (see summary of water level discussion below). All wells were found in good condition with locked protector casings and the concrete surface seals were intact.

Groundwater samples at well locations MW-01 through MW-16 were collected using the low-flow sampling technique.

One duplicate sample was collected from well MW-08 for quality assurance purposes. In addition, a deionized water trip blank was placed with the sample bottle shipment by the

laboratory and accompanied the groundwater samples bottles from and back to the laboratory. All samples were analyzed for the inorganic compounds listed in Illinois Administrative Code (IAC) 620.410(a), 620.410(d) and 620.410(e), excluding radium 226/228. The trip blank was analyzed for the volatile organic compounds (VOCs) listed in IAC 620.410(d).

Groundwater Flow Evaluation

Water level data from the most recent round of sampling along with historical water levels obtained from each well are summarized in Table 1. As noted in previous submittals, monitoring wells MW-06, MW-08, MW-12, MW-14 and MW-15 are screened within a shallow, localized, saturated clay/silt unit which is underlain by a more extensive sand unit. The remaining eleven monitoring wells have deeper screens, within the more extensive sand unit. The water levels from wells screened in the clay/silt unit and the water levels from monitoring wells screened within the sand unit were evaluated separately and used to generate groundwater flow maps for each unit. These maps are provided on Figures 2 and 3. The water elevation data within the clay/silt unit indicates localized groundwater flow in a westerly direction (Figure 2). Groundwater flow within the more extensive sand unit is generally in a northwesterly direction (Figure 3). The flow conditions observed during this sampling are generally consistent with historical conditions reported for the site. Relative to an annual evaluation of groundwater levels, a historical hydrograph is presented in Attachment 1.

Summary of Analytical Data

A copy of the analytical data package is provided in Attachment 2. The field parameter and groundwater analytical data from the most recent sampling, along with the previous eight quarters of data, are summarized in Table 2. As stated above, the duplicate sample was collected from well MW-08. All duplicate values were within an acceptable range (+/- 30%). All wells for which the sampling data reports a value above one or more groundwater standards are located within the area of the approved Groundwater Management Zone (GMZ) and the Environmental Land Use Control (ELUC) restrictions placed on the property with the exception of upgradient well MW-16 which has noted nitrate impacts above the Class I groundwater standard.

Relative to an annual evaluation of the water chemistry data, time versus concentration curves are provided for each parameter analyzed in Attachment 3. The curves include the Class I drinking water standard for reference

As noted previously, all wells for which the sampling data reports a value above one or more applicable groundwater standards are located within the area of the approved GMZ and the ELUC restrictions placed on the property, except upgradient well MW-16.

If there are any questions, please contact either Sharene Shealey of Midwest Generation at 815-372-4625 or Richard Gnat of KPRG and Associates, Inc. at 262-781-0475.

Ms. Andrea Rhodes - Illinois Environmental Protection Agency
Re: Ash Pond Monitoring 4th Quarter / 2016 Annual Report

Page 3
January 13, 2017

Sincerely,



Dale Green
Station Manager

Attachments

cc: William Buscher, IEPA
Rachelle Winters, Midwest Generation
Sharene Shealey, Midwest Generation
Richard Gnat, KPRG and Associates, Inc.

FIGURES



ENVIRONMENTAL CONSULTATION & REMEDIATION



KPRG and Associates, inc.

14665 West Lisbon Road, Suite 28 Brookfield, Wisconsin 53005 Telephone 262-781-0475 Facsimile 262-781-0478

414 Plaza Drive, Suite 106 Westmont, Illinois 60559 Telephone 630-325-1300 Facsimile 630-325-1593

SITE MAP

POWERTON STATION
PEKIN, ILLINOIS

Scale: 1" = 550'

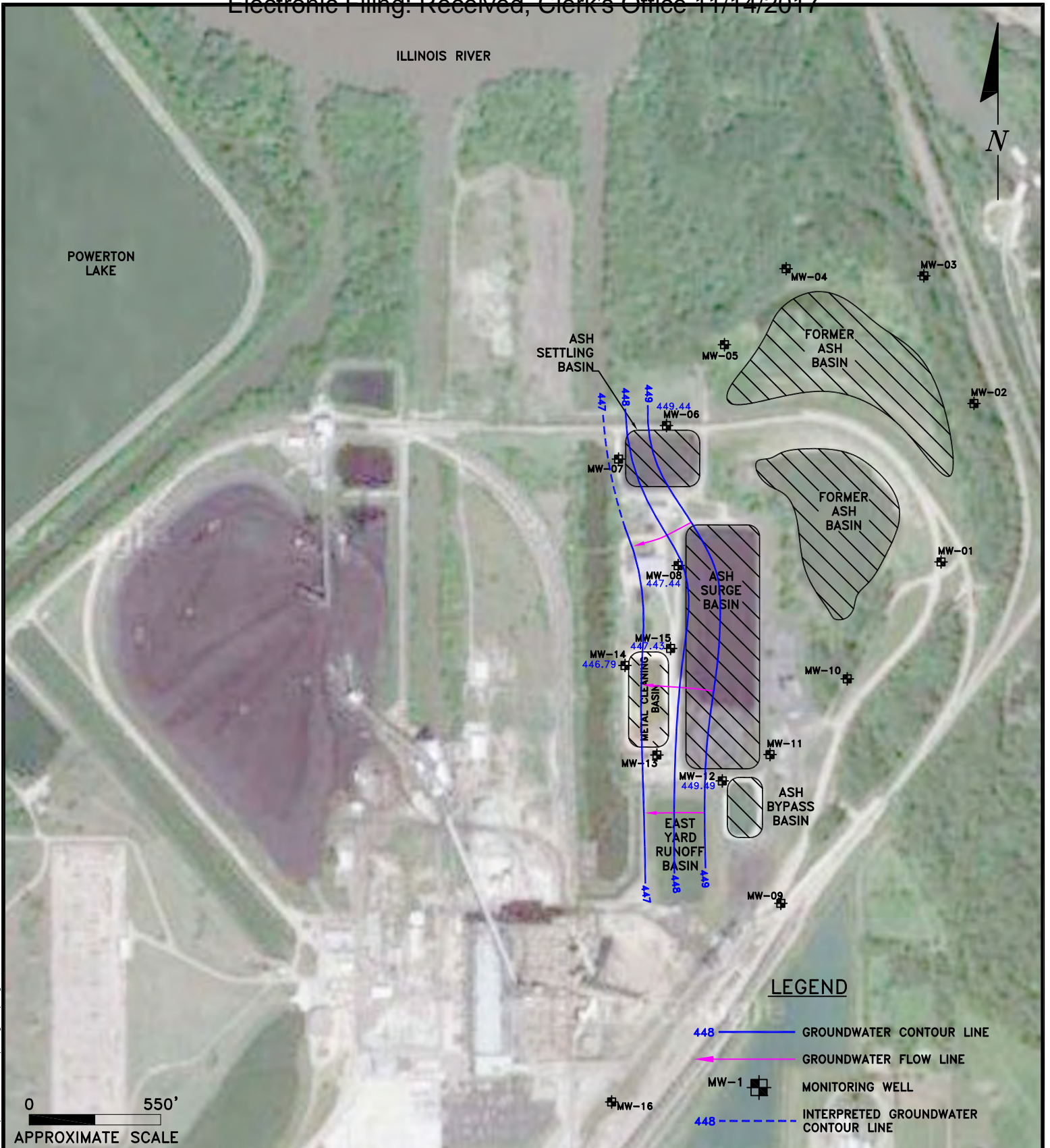
Date: January 23, 2015

KPRG Project No. 12313.1

FIGURE 1

MWG15-15_38159

T:\c:\psp\projects\midwest\generation\groundwater\sampling_powerton\powerton_station_gw_map.dwg



ENVIRONMENTAL CONSULTATION & REMEDIATION

K P R G

KPRG and Associates, inc.

14665 West Lisbon Road, Suite 28 Brookfield, Wisconsin 53005 Telephone 262-781-0475 Facsimile 262-781-0478

414 Plaza Drive, Suite 106 Westmont, Illinois 60559 Telephone 630-325-1300 Facsimile 630-325-1593

GROUNDWATER CONTOUR MAP FOR SILT/CLAY UNIT 11/2016

**POWERTON STATION
PEKIN, ILLINOIS**

Scale: 1" = 550' Date: December 19, 2016

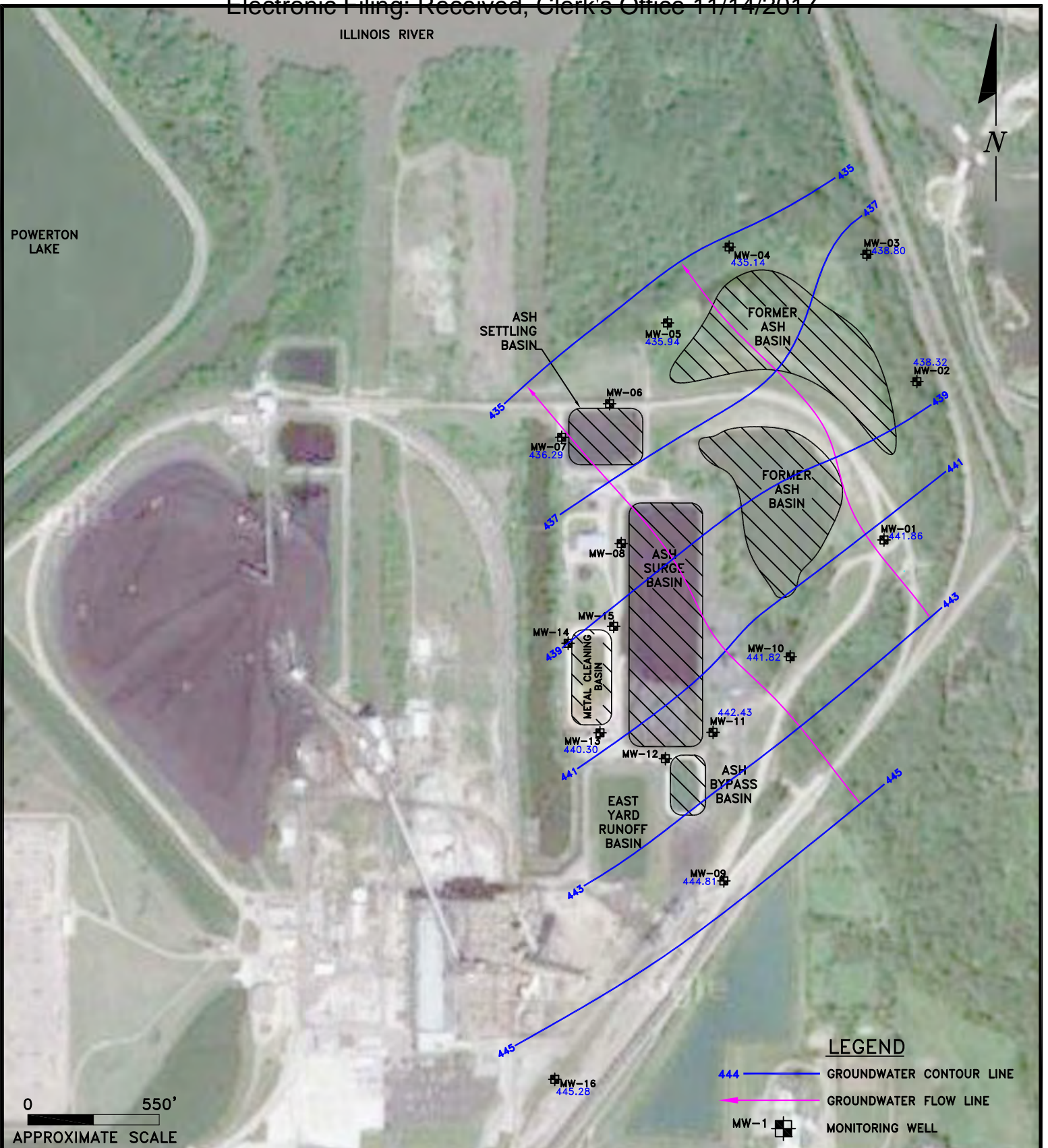
KPRG Project No. 12313.1 MWG13-19-08160 **FIGURE 2**

T:\projects\midwest_generation\12313_figures\powerton\powerton_station_4q2016_gw_map.dwg(stb)

ILLINOIS RIVER

POWERTON LAKE

N



LEGEND

- 444 ——— GROUNDWATER CONTOUR LINE
- GROUNDWATER FLOW LINE
- MW-1 ■■■ MONITORING WELL

ENVIRONMENTAL CONSULTATION & REMEDIATION

K P R G

KPRG and Associates, inc.

14665 West Lisbon Road, Suite 28 Brookfield, Wisconsin 53005 Telephone 262-781-0475 Facsimile 262-781-0478

414 Plaza Drive, Suite 106 Westmont, Illinois 60559 Telephone 630-325-1300 Facsimile 630-325-1593

GROUNDWATER CONTOUR MAP FOR GRAVELLY SAND UNIT 11/2016

**POWERTON STATION
PEKIN, ILLINOIS**

Scale: 1" = 550'

Date: December 19, 2016

KPRG Project No. 12313.1

MWG13-19-08161

FIGURE 3

T:\projects\midwest_generation\12313\figures\powerton\powerton_station_4q2016_gw_map.dwg(sand)

TABLES

Electronic Filing: Received, Clerk's Office 11/14/2017

Table 1. Groundwater Elevations - Midwest Generation, LLC, Powerton Station, Pekin, IL

Well ID	Date	Top of Casing (TOC) Elevation (ft above MSL)	Ground Elevation (ft above MSL)	Groundwater Elevation (ft above MSL)	Sampling Groundwater Elevation (ft above MSL)	Bottom of Well Elevation (ft above MSL)	Depth to Groundwater (ft below TOC)	Sampling Depth to Groundwater (ft below TOC)	Depth to Bottom of Well (ft below TOC)
MW-01	10/29/2014	465.06	461.67	441.92	441.92	430.96	23.14	23.14	34.10
	2/23/2015	465.06	461.67	441.45	441.45	430.96	23.61	23.61	34.10
	5/11/2015	465.06	461.67	441.72	441.73	430.96	23.34	23.33	34.10
	8/18/2015	465.06	461.67	443.73	443.73	430.96	21.33	21.33	34.10
	11/16/2015	465.06	461.67	439.02	439.04	430.96	26.04	26.02	34.10
	2/22/2016	465.24	462.01	443.34	443.04	431.14	21.90	22.20	34.10
	5/16/2016	465.24	462.01	443.41	443.76	431.14	21.83	21.48	34.10
	8/15/2016	465.24	462.01	441.35	441.37	431.14	23.89	23.87	34.10
11/14/2016	465.24	462.01	441.86	441.75	431.14	23.38	23.49	34.10	
MW-02	10/27/2014	462.42	459.25	439.27	439.25	425.31	23.15	23.17	37.11
	2/25/2015	462.42	459.25	435.54	435.53	425.31	26.88	26.89	37.11
	5/13/2015	462.42	459.25	440.57	440.59	425.31	21.85	21.83	37.11
	8/17/2015	462.42	459.25	438.03	438.02	425.31	24.39	24.40	37.11
	11/16/2015	462.42	459.25	433.15	434.16	425.31	29.27	28.26	37.11
	2/22/2016	462.60	459.53	439.40	439.28	425.49	23.20	23.32	37.11
	5/16/2016	462.60	459.53	443.06	443.29	425.49	19.54	19.31	37.11
	8/15/2016	462.60	459.53	436.77	433.78	425.49	25.83	28.82	37.11
11/14/2016	462.60	459.53	438.32	438.24	425.49	24.28	24.36	37.11	
MW-03	10/27/2014	462.34	459.10	439.45	439.46	425.04	22.89	22.88	37.30
	2/25/2015	462.34	459.10	436.26	436.25	425.04	26.08	26.09	37.30
	5/13/2015	462.34	459.10	440.77	440.79	425.04	21.57	21.55	37.30
	8/17/2015	462.34	459.10	440.42	440.41	425.04	21.92	21.93	37.30
	11/16/2015	462.34	459.10	432.48	432.42	425.04	29.86	29.92	37.30
	2/22/2016	462.48	459.31	441.14	441.01	425.18	21.34	21.47	37.30
	5/16/2016	462.48	459.31	442.24	442.52	425.18	20.24	19.96	37.30
	8/15/2016	462.48	459.31	437.62	438.14	425.18	24.86	24.34	37.30
11/14/2016	462.48	459.31	438.80	438.69	425.18	23.68	23.79	37.30	
MW-04	10/27/2014	460.48	457.29	436.01	435.97	423.33	24.47	24.51	37.15
	2/25/2015	460.48	457.29	432.09	432.09	423.33	28.39	28.39	37.15
	5/13/2015	460.48	457.29	439.29	439.32	423.33	21.19	21.16	37.15
	8/17/2015	460.48	457.29	436.02	436.01	423.33	24.46	24.47	37.15
	11/16/2015	460.48	457.29	431.20	431.23	423.33	29.28	29.25	37.15
	2/22/2016	460.57	457.30	437.06	436.91	423.42	23.51	23.66	37.15
	5/16/2016	460.57	457.30	441.95	442.38	423.42	18.62	18.19	37.15
	8/15/2016	460.57	457.30	434.10	434.65	423.42	26.47	25.92	37.15
11/14/2016	460.57	457.30	435.14	434.96	423.42	25.43	25.61	37.15	
MW-05	10/27/2014	458.58	455.80	436.33	436.31	423.79	22.25	22.27	34.79
	2/25/2015	458.58	455.80	432.97	432.98	423.79	25.61	25.60	34.79
	5/13/2015	458.58	455.80	439.74	439.75	423.79	18.84	18.83	34.79
	8/17/2015	458.58	455.80	436.46	436.45	423.79	22.12	22.13	34.79
	11/16/2015	458.58	455.80	432.19	429.26	423.79	26.39	29.32	34.79
	2/22/2016	458.66	455.92	437.54	437.40	423.87	21.12	21.26	34.79
	5/16/2016	458.66	455.92	442.08	442.48	423.87	16.58	16.18	34.79
	8/15/2016	458.66	455.92	435.07	435.49	423.87	23.59	23.17	34.79
11/14/2016	458.66	455.92	435.94	435.78	423.87	22.72	22.88	34.79	
MW-06	10/29/2014	464.47	461.22	446.49	446.48	431.87	17.98	17.99	32.60
	2/23/2015	464.47	461.22	447.80	447.82	431.87	16.67	16.65	32.60
	5/11/2015	464.47	461.22	447.21	447.19	431.87	17.26	17.28	32.60
	8/18/2015	464.47	461.22	448.82	448.80	431.87	15.65	15.67	32.60
	11/16/2015	464.47	461.22	445.36	445.51	431.87	19.11	18.96	32.60
	2/22/2016	464.50	461.27	447.39	447.37	431.90	17.11	17.13	32.60
	5/16/2016	464.50	461.27	446.70	446.69	431.90	17.80	17.81	32.60
	8/15/2016	464.50	461.27	450.37	449.77	431.90	14.13	14.73	32.60
11/14/2016	464.50	461.27	449.44	449.24	431.90	15.06	15.26	32.60	
MW-07	10/29/2014	463.23	459.65	435.75	435.64	414.93	27.48	27.59	48.30
	2/23/2015	463.23	459.65	433.66	433.66	414.93	29.57	29.57	48.30
	5/11/2015	463.23	459.65	438.83	438.80	414.93	24.40	24.43	48.30
	8/18/2015	463.23	459.65	436.10	436.07	414.93	27.13	27.16	48.30
	11/16/2015	463.23	459.65	432.80	432.78	414.93	30.43	30.45	48.30
	2/22/2016	463.27	459.73	437.59	437.48	414.97	25.68	25.79	48.30
	5/16/2016	463.27	459.73	442.31	442.86	414.97	20.96	20.41	48.30
	8/15/2016	463.27	459.73	435.64	437.09	414.97	27.63	26.18	48.30
11/14/2016	463.27	459.73	436.29	436.10	414.97	26.98	27.17	48.30	

Electronic Filing: Received, Clerk's Office 11/14/2017

Table 1. Groundwater Elevations - Midwest Generation, LLC, Powerton Station, Pekin, IL

Well ID	Date	Top of Casing (TOC) Elevation (ft above MSL)	Ground Elevation (ft above MSL)	Groundwater Elevation (ft above MSL)	Sampling Groundwater Elevation (ft above MSL)	Bottom of Well Elevation (ft above MSL)	Depth to Groundwater (ft below TOC)	Sampling Depth to Groundwater (ft below TOC)	Depth to Bottom of Well (ft below TOC)
MW-08	10/28/2014	471.73	468.70	446.16	446.16	438.21	25.57	25.57	33.52
	2/26/2015	471.73	468.70	446.67	446.68	438.21	25.06	25.05	33.52
	5/11/2015	471.73	468.70	446.25	446.25	438.21	25.48	25.48	33.52
	8/18/2015	471.73	468.70	448.48	448.50	438.21	23.25	23.23	33.52
	11/16/2015	471.73	468.70	445.67	445.66	438.21	26.06	26.07	33.52
	2/22/2016	471.75	468.75	447.76	447.62	438.23	23.99	24.13	33.52
	5/16/2016	471.75	468.75	446.27	446.28	438.23	25.48	25.47	33.52
	8/15/2016	471.75	468.75	448.14	448.14	438.23	23.61	23.61	33.52
11/14/2016	471.75	468.75	447.44	447.52	438.23	24.31	24.23	33.52	
MW-09	10/30/2014	469.19	466.21	444.08	444.09	434.05	25.11	25.10	35.14
	2/24/2015	469.19	466.21	443.11	443.08	434.05	26.08	26.11	35.14
	5/12/2015	469.19	466.21	444.36	444.36	434.05	24.83	24.83	35.14
	8/19/2015	469.19	466.21	447.13	447.12	434.05	22.06	22.07	35.14
	11/16/2015	469.19	466.21	443.12	443.59	434.05	26.07	25.60	35.14
	2/22/2016	469.14	466.44	446.31	446.01	434.00	22.83	23.13	35.14
	5/16/2016	469.14	466.44	446.08	446.32	434.00	23.06	22.82	35.14
	8/15/2016	469.14	466.44	444.64	444.63	434.00	24.50	24.51	35.14
11/14/2016	469.14	466.44	444.81	444.69	434.00	24.33	24.45	35.14	
MW-10	10/30/2014	457.39	454.09	441.45	441.45	424.89	15.94	15.94	32.50
	2/23/2015	457.39	454.09	440.88	440.88	424.89	16.51	16.51	32.50
	5/14/2015	457.39	454.09	442.44	442.44	424.89	14.95	14.95	32.50
	8/18/2015	457.39	454.09	443.57	443.56	424.89	13.82	13.83	32.50
	11/16/2015	457.39	454.09	439.17	439.68	424.89	18.22	17.71	32.50
	2/22/2016	457.31	453.97	443.08	443.08	424.81	14.23	14.23	32.50
	5/16/2016	457.31	453.97	443.57	443.85	424.81	13.74	13.46	32.50
	8/15/2016	457.31	453.97	441.30	441.41	424.81	16.01	15.90	32.50
11/14/2016	457.31	453.97	441.82	441.67	424.81	15.49	15.64	32.50	
MW-11	10/28/2014	471.59	468.07	441.37	441.38	427.89	30.22	30.21	43.70
	2/24/2015	471.59	468.07	440.57	440.55	427.89	31.02	31.04	43.70
	5/12/2015	471.59	468.07	442.91	442.92	427.89	28.68	28.67	43.70
	8/19/2015	471.59	468.07	443.15	443.12	427.89	28.44	28.47	43.70
	11/16/2015	471.59	468.07	439.92	440.81	427.89	31.67	30.78	43.70
	2/22/2016	471.62	468.04	443.28	442.89	427.92	28.34	28.73	43.70
	5/16/2016	471.62	468.04	444.51	444.98	427.92	27.11	26.64	43.70
	8/15/2016	471.62	468.04	441.98	442.02	427.92	29.64	29.60	43.70
11/14/2016	471.62	468.04	442.43	442.21	427.92	29.19	29.41	43.70	
MW-12	10/28/2014	473.38	470.00	449.21	449.20	440.79	24.17	24.18	32.59
	2/24/2015	473.38	470.00	451.43	451.42	440.79	21.95	21.96	32.59
	5/12/2015	473.38	470.00	450.63	450.63	440.79	22.75	22.75	32.59
	8/19/2015	473.38	470.00	451.05	451.03	440.79	22.33	22.35	32.59
	11/16/2015	473.38	470.00	448.90	448.92	440.79	24.48	24.46	32.59
	2/22/2016	473.38	470.34	451.97	449.91	440.79	21.41	23.47	32.59
	5/16/2016	473.38	470.34	450.44	450.42	440.79	22.94	22.96	32.59
	8/15/2016	473.38	470.34	449.53	449.62	440.79	23.85	23.76	32.59
11/14/2016	473.38	470.34	449.49	449.47	440.79	23.89	23.91	32.59	
MW-13	10/29/2014	470.94	467.65	438.47	438.20	427.85	32.47	32.74	43.09
	2/20/2015	470.94	467.65	437.57	437.30	427.85	33.37	33.64	43.09
	5/13/2015	470.94	467.65	442.61	442.15	427.85	28.33	28.79	43.09
	8/19/2015	470.94	467.65	439.23	438.72	427.85	31.71	32.22	43.09
	11/16/2015	470.94	467.65	437.71	437.76	427.85	33.23	33.18	43.09
	2/22/2016	470.94	467.79	439.98	439.85	427.85	30.96	31.09	43.09
	5/16/2016	470.94	467.79	443.55	443.95	427.85	27.39	26.99	43.09
	8/15/2016	470.94	467.79	439.59	439.71	427.85	31.35	31.23	43.09
11/14/2016	470.94	467.79	440.30	439.82	427.85	30.64	31.12	43.09	
MW-14	10/29/2014	470.79	467.67	445.55	444.59	439.32	25.24	26.20	31.47
	2/26/2015	470.79	467.67	441.69	441.26	439.32	29.10	29.53	31.47
	5/13/2015	470.79	467.67	446.82	446.41	439.32	23.97	24.38	31.47
	8/19/2015	470.79	467.67	448.13	448.08	439.32	22.66	22.71	31.47
	11/16/2015	470.79	467.67	445.55	444.53	439.32	25.24	26.26	31.47
	2/22/2016	470.90	467.73	448.77	447.59	439.43	22.13	23.31	31.47
	5/16/2016	470.90	467.73	446.31	445.86	439.43	24.59	25.04	31.47
	8/15/2016	470.90	467.73	447.12	446.98	439.43	23.78	23.92	31.47
11/14/2016	470.90	467.73	446.79	446.48	439.43	24.11	24.42	31.47	

Electronic Filing: Received, Clerk's Office 11/14/2017

Table 1. Groundwater Elevations - Midwest Generation, LLC, Powerton Station, Pekin, IL

Well ID	Date	Top of Casing (TOC) Elevation (ft above MSL)	Ground Elevation (ft above MSL)	Groundwater Elevation (ft above MSL)	Sampling Groundwater Elevation (ft above MSL)	Bottom of Well Elevation (ft above MSL)	Depth to Groundwater (ft below TOC)	Sampling Depth to Groundwater (ft below TOC)	Depth to Bottom of Well (ft below TOC)
MW-15	10/28/2014	471.38	468.26	446.22	446.12	439.91	25.16	25.26	31.47
	2/26/2015	471.38	468.26	446.41	446.35	439.91	24.97	25.03	31.47
	5/14/2015	471.38	468.26	446.70	446.70	439.91	24.68	24.68	31.47
	8/19/2015	471.38	468.26	449.21	449.21	439.91	22.17	22.17	31.47
	11/16/2015	471.38	468.26	446.05	445.96	439.91	25.33	25.42	31.47
	2/22/2016	471.37	468.29	448.46	448.31	439.90	22.91	23.06	31.47
	5/16/2016	471.37	468.29	446.66	446.64	439.90	24.71	24.73	31.47
	8/15/2016	471.37	468.29	447.92	447.92	439.90	23.45	23.45	31.47
11/14/2016	471.37	468.29	447.43	447.38	439.90	23.94	23.99	31.47	
MW-16	10/30/2014	471.56	468.26	444.76	444.76	434.27	26.80	26.80	37.29
	2/24/2015	471.56	468.26	443.74	443.74	434.27	27.82	27.82	37.29
	5/12/2015	471.56	468.26	444.54	444.54	434.27	27.02	27.02	37.29
	8/18/2015	471.56	468.26	448.73	448.72	434.27	22.83	22.84	37.29
	11/16/2015	471.56	468.26	443.93	443.94	434.27	27.63	27.62	37.29
	2/24/2016	471.55	469.32	447.43	447.43	434.26	24.12	24.12	37.29
	5/16/2016	471.55	469.32	446.46	446.47	434.26	25.09	25.08	37.29
	8/15/2016	471.55	469.32	445.13	445.06	434.26	26.42	26.49	37.29
11/14/2016	471.55	469.32	445.28	445.19	434.26	26.27	26.36	37.29	

Note: Values for Depth to Bottom of Well are from prior to the installation of the dedicated pumps.

Electronic Filing: Received, Clerk's Office 11/14/2017

Sample: MW-01		Date		10/29/2014		2/23/2015		5/11/2015		8/18/2015		11/16/2015		2/25/2016		5/20/2016		8/17/2016		11/16/2016	
Parameter	Standards	DL	Result	DL	Result	DL	Result	DL	Result	DL	Result	DL	Result	DL	Result	DL	Result	DL	Result	DL	Result
Antimony	0.006	0.0030	ND	0.0030	ND	0.0030	ND	0.0030	ND	0.0030	ND	0.0030	ND	0.0030	ND	0.0030	ND	0.0030	ND	0.0030	ND
Arsenic	0.010	0.0010	ND	0.0010	ND	0.0010	ND	0.0010	ND	0.0010	ND	0.0010	ND	0.0010	ND	0.0010	ND	0.0010	ND	0.0010	ND
Barium	2.0	0.0025	0.049	0.0025	0.037	0.0025	0.038	0.0025	0.065	0.0025	0.054	0.0025	0.049	0.0025	0.052	0.0025	0.046	0.0025	0.044	0.0025	0.044
Beryllium	0.004	0.0010	ND	0.0010	ND	0.0010	ND	0.0010	ND	0.0010	ND	0.0010	ND	0.0010	ND	0.0010	ND	0.0010	ND	0.0010	ND
Boron	2.0	0.050	0.075	0.050	0.059	0.050	0.087	0.050	0.30	0.050	0.94	0.050	0.26	0.050	0.31	0.050	0.27	0.050	0.17	0.050	0.17
Cadmium	0.005	0.00050	ND	0.00050	ND	0.00050	ND	0.00050	ND	0.00050	ND	0.00050	ND	0.00050	ND	0.00050	ND	0.00050	ND	0.00050	ND
Chloride	200.0	2.0	42	2.0	37	2.0	67	2.0	58	2.0	44	2.0	42	2.0	44	2.0	40	2.0	39	2.0	39
Chromium	0.1	0.0050	ND	0.0050	ND	0.0050	ND	0.0050	ND	0.0050	ND	0.0050	ND	0.0050	ND	0.0050	ND	0.0050	ND	0.0050	ND
Cobalt	1.0	0.0010	ND	0.0010	ND	0.0010	ND	0.0010	ND	0.0010	ND	0.0010	ND	0.0010	ND	0.0010	ND	0.0010	ND	0.0010	ND
Copper	0.65	0.0020	ND	0.0020	ND	0.0020	ND	0.0020	ND	0.0020	ND	0.0020	ND	0.0020	ND	0.0020	ND	0.0020	ND	0.0020	ND
Cyanide	0.2	0.010	ND	0.010	ND	0.010	ND	0.010	ND	0.010	ND	0.010	ND	0.010	ND	0.010	ND	0.010	ND	0.010	ND
Fluoride	4.0	0.10	0.18	0.10	0.17	0.10	0.23	0.10	0.16	0.10	0.18	0.10	0.16	0.10	0.17	0.10	0.24	0.10	0.23	0.10	0.23
Iron	5.0	0.10	ND	0.10	ND	0.10	ND	0.10	ND	0.10	ND	0.10	ND	0.10	ND	0.10	ND	0.10	ND	0.10	ND
Lead	0.0075	0.00050	ND	0.00050	ND	0.00050	ND	0.00050	ND	0.00050	ND	0.00050	ND	0.00050	ND	0.00050	ND	0.00050	ND	0.00050	ND
Manganese	0.15	0.0025	ND	0.0025	0.0043	0.0025	ND	0.0025	ND	0.0025	ND	0.0025	0.0028	0.0025	ND	0.0025	ND	0.0025	ND	0.0025	ND
Mercury	0.002	0.00020	ND	0.00020	ND	0.00020	ND	0.00020	ND	0.00020	ND	0.00020	ND	0.00020	ND	0.00020	ND	0.00020	ND	0.00020	ND
Nickel	0.1	0.0020	ND	0.0020	ND	0.0020	ND	0.0020	ND	0.0020	ND	0.0020	ND	0.0020	ND	0.0020	ND	0.0020	ND	0.0020	ND
Nitrogen/Nitrate	10.0	0.10	4.4	0.10	4.1	0.10	2.6	0.10	0.27	0.10	4.3	0.10	3.6	0.10	4.9	0.10	5.7	0.10	5.2	0.10	5.2
Nitrogen/Nitrate, Nitrite	NA	0.50	4.4	0.50	4.1	0.20	2.6	0.10	0.27	0.50	4.3	0.20	3.6	0.50	4.9	0.50	5.7	0.50	5.2	0.50	5.2
Nitrogen/Nitrite	NA	0.020	ND	0.020	ND	0.020	ND	0.020	ND	0.020	ND	0.020	ND	0.020	ND	0.020	ND	0.020	ND	0.020	ND
Perchlorate	0.0049	0.0040	ND	0.0040	ND	0.0040	ND	0.0040	ND	0.0040	ND	0.0040	ND	0.0040	ND	0.0040	ND	0.0040	ND	0.0040	ND
Selenium	0.05	0.0025	ND	0.0025	ND	0.0025	ND	0.0025	ND	0.0025	ND	0.0025	0.0037	0.0025	ND	0.0025	ND	0.0025	ND	0.0025	ND ^
Silver	0.05	0.00050	ND	0.00050	ND	0.00050	ND	0.00050	ND	0.00050	ND	0.00050	ND	0.00050	ND	0.00050	ND	0.00050	ND	0.00050	ND
Sulfate	400.0	20	54	10	43	10	50	20	55	20	66	10	57	10	59	10	51	10	55	10	55
Thallium	0.002	0.0020	ND	0.0020	ND	0.0020	ND	0.0020	ND	0.0020	ND	0.0020	ND	0.0020	ND	0.0020	ND	0.0020	ND	0.0020	ND
Total Dissolved Solids	1,200	10	410	10	470	10	450	10	650	10	510	10	460	10	500	10	620	10	480	10	480
Vanadium	0.049	0.0050	ND	0.0050	ND	0.0050	ND	0.0050	ND	0.0050	ND	0.0050	ND	0.0050	ND	0.0050	ND	0.0050	ND	0.0050	ND
Zinc	5.0	0.020	ND	0.020	ND	0.020	ND	0.020	ND	0.020	ND	0.020	ND	0.020	ND	0.020	ND	0.020	ND	0.020	ND
Benzene	0.005	0.00050	ND	0.00050	ND	0.00050	ND	0.00050	ND	0.00050	0.0016	0.00050	ND	0.00050	ND	0.00050	ND	0.00050	ND	0.00050	ND
BETX	11.705	0.0025	ND	0.0025	ND	0.0025	ND	0.0025	ND	0.0025	0.0053	0.0025	ND	0.0025	0.0038	0.0025	ND	0.0025	ND	0.0025	ND
pH	6.5 - 9.0	NA	7.25	NA	6.93	NA	7.39	NA	6.89	NA	7.07	NA	7.23	NA	6.95	NA	7.16	NA	7.22	NA	7.22
Temperature	NA	NA	17.15	NA	1.92	NA	14.01	NA	22.91	NA	13.85	NA	7.82	NA	14.70	NA	24.92	NA	18.68	NA	18.68
Conductivity	NA	NA	0.92	NA	0.44	NA	0.65	NA	1.01	NA	0.68	NA	0.57	NA	0.62	NA	0.74	NA	0.62	NA	0.62
Dissolved Oxygen	NA	NA	1.63	NA	9.99	NA	4.82	NA	2.51	NA	1.62	NA	3.74	NA	5.69	NA	1.53	NA	3.11	NA	3.11
ORP	NA	NA	-3.6	NA	150.7	NA	53.6	NA	-15.3	NA	118.2	NA	47.3	NA	38.8	NA	10.1	NA	10.7	NA	10.7

Notes: Standards obtained from IAC, Title 35, Chapter I, Part 620, Subpart D, Section 620.410 - Groundwater Quality Standards for Class I: Potable Resource Groundwater
All values are in mg/L (ppm) unless otherwise noted.

DL - Detection limit
NA - Not Applicable
ND - Not Detected

* - Median Value
^ - Denotes instrument related QC exceeds the control limits
F1- MS and/or MSD Recovery outside of limits.

Temperature °C degrees Celsius
Conductivity ms/cm² millisiemens/centimeters
Dissolved Oxygen mg/L milligrams/liter
Oxygen Reduction Potential (ORP) mV millivolts

Electronic Filing: Received, Clerk's Office 11/14/2017

Sample: MW-02		Date		10/27/2014		2/25/2015		5/13/2015		8/17/2015		11/17/2015		2/23/2016		5/17/2016		8/16/2016		11/15/2016	
Parameter	Standards	DL	Result	DL	Result	DL	Result	DL	Result	DL	Result	DL	Result	DL	Result	DL	Result	DL	Result	DL	Result
Antimony	0.006	0.0030	ND	0.0030	ND	0.0030	ND	0.0030	ND	0.0030	ND	0.0030	ND	0.0030	ND	0.0030	ND	0.0030	ND	0.0030	ND
Arsenic	0.010	0.0010	ND	0.0010	0.0015	0.0010	0.0016	0.0010	0.0017	0.0010	ND	0.0010	0.0013	0.0010	0.0010	0.0010	ND	0.0010	0.0015	0.0010	0.0015
Barium	2.0	0.0025	0.067	0.0025	0.051	0.0025	0.055	0.0025	0.072	0.0025	0.066	0.0025	0.058	0.0025	0.061	0.0025	0.050	0.0025	0.057	0.0025	0.057
Beryllium	0.004	0.0010	ND	0.0010	ND	0.0010	ND	0.0010	ND	0.0010	ND	0.0010	ND	0.0010	ND	0.0010	ND	0.0010	ND	0.0010	ND
Boron	2.0	0.050	0.078	0.050	0.082	0.050	0.11	0.050	0.41	0.050	0.50	0.050	0.24	0.050	0.30	0.050	0.32	0.050	0.15	0.050	0.15
Cadmium	0.005	0.00050	ND	0.00050	ND	0.00050	ND	0.00050	ND	0.00050	ND	0.00050	ND	0.00050	ND	0.00050	ND	0.00050	ND	0.00050	ND
Chloride	200.0	2.0	44	2.0	54	10	92	2.0	51	2.0	45	2.0	45	2.0	47	2.0	39	2.0	39	2.0	39
Chromium	0.1	0.0050	ND	0.0050	ND	0.0050	ND	0.0050	ND	0.0050	ND	0.0050	ND	0.0050	ND	0.0050	ND	0.0050	ND	0.0050	ND
Cobalt	1.0	0.0010	ND	0.0010	ND	0.0010	ND	0.0010	ND	0.0010	ND	0.0010	ND	0.0010	ND	0.0010	ND	0.0010	ND	0.0010	ND
Copper	0.65	0.0020	ND	0.0020	ND	0.0020	ND	0.0020	ND	0.0020	ND	0.0020	ND	0.0020	ND	0.0020	ND	0.0020	ND	0.0020	ND
Cyanide	0.2	0.010	ND	0.010	ND	0.010	ND	0.010	ND	0.010	ND	0.010	ND	0.010	ND	0.010	ND	0.010	ND	0.010	ND
Fluoride	4.0	0.10	0.22	0.10	0.17	0.10	0.22	0.10	0.22	0.10	0.18	0.10	0.16	0.10	0.23	0.10	0.24	0.10	0.19	0.10	0.19
Iron	5.0	0.10	ND	0.10	ND	0.10	ND	0.10	ND	0.10	ND	0.10	ND	0.10	ND	0.10	ND	0.10	ND	0.10	ND
Lead	0.0075	0.00050	0.0013	0.00050	ND	0.00050	ND	0.00050	ND	0.00050	ND	0.00050	ND	0.00050	ND	0.00050	ND	0.00050	ND	0.00050	ND
Manganese	0.15	0.0025	ND	0.0025	ND	0.0025	ND	0.0025	0.015	0.0025	0.0027	0.0025	ND	0.0025	ND	0.0025	ND	0.0025	ND	0.0025	ND
Mercury	0.002	0.00020	ND	0.00020	ND	0.00020	ND	0.00020	ND	0.00020	ND	0.00020	ND F2	0.00020	ND	0.00020	ND	0.00020	ND	0.00020	ND
Nickel	0.1	0.0020	ND	0.0020	ND	0.0020	ND	0.0020	ND	0.0020	ND	0.0020	ND	0.0020	ND	0.0020	ND	0.0020	ND	0.0020	ND
Nitrogen/Nitrate	10.0	0.10	4.3	0.10	5.9	0.10	1.2	0.10	ND	0.10	3.2	0.10	2.9	0.10	4.1	0.10	2.7	0.10	4.5	0.10	4.5
Nitrogen/Nitrate, Nitrite	NA	0.50	4.3	0.50	5.9	0.10	1.2	0.10	ND ^	0.20	3.2	0.20	2.9	0.50	4.1	0.50	2.7	0.50	4.5	0.50	4.5
Nitrogen/Nitrite	NA	0.020	ND	0.020	ND	0.020	ND	0.020	ND	0.020	ND	0.020	ND	0.020	ND	0.020	ND	0.020	ND	0.020	ND
Perchlorate	0.0049	0.0040	ND	0.0040	ND	0.0040	ND	0.0040	ND	0.0040	ND	0.0040	ND	0.0040	ND	0.0040	ND	0.0040	ND	0.0040	ND
Selenium	0.05	0.0025	ND	0.0025	ND	0.0025	ND	0.0025	ND	0.0025	ND	0.0025	ND	0.0025	ND	0.0025	ND	0.0025	ND	0.0025	ND
Silver	0.05	0.00050	ND	0.00050	ND	0.00050	ND	0.00050	ND	0.00050	ND	0.00050	ND	0.00050	ND	0.00050	ND	0.00050	ND	0.00050	ND
Sulfate	400.0	20	49	10	57	10	41	10	53	20	77	20	73	10	54	10	39	10	53	10	53
Thallium	0.002	0.0020	ND	0.0020	ND	0.0020	ND	0.0020	ND	0.0020	ND	0.0020	ND	0.0020	ND	0.0020	ND	0.0020	ND	0.0020	ND
Total Dissolved Solids	1,200	10	440	10	510	10	490	10	540	10	480	10	440	10	470	10	370	10	470	10	470
Vanadium	0.049	0.0050	ND	0.0050	ND	0.0050	ND	0.0050	ND	0.0050	ND	0.0050	ND	0.0050	ND	0.0050	ND	0.0050	ND	0.0050	ND
Zinc	5.0	0.020	ND	0.020	ND	0.020	ND	0.020	ND	0.020	ND	0.020	ND	0.020	ND	0.020	ND	0.020	ND	0.020	ND
Benzene	0.005	0.00050	ND	0.00050	ND	0.00050	ND	0.00050	ND	0.00050	0.001	0.00050	ND	0.00050	ND	0.00050	ND	0.00050	ND	0.00050	ND
BETX	11.705	0.0025	ND	0.0025	ND	0.0025	ND	0.0025	0.00055	0.0025	0.0042	0.0025	ND	0.0025	0.00077	0.0025	0.00068	0.0025	ND	0.0025	ND
pH	6.5 - 9.0	NA	7.37	NA	8.13	NA	7.86	NA	7.28	NA	7.12	NA	7.28	NA	7.33	NA	7.29	NA	7.50	NA	7.50
Temperature	NA	NA	17.43	NA	2.61	NA	12.12	NA	24.86	NA	13.93	NA	5.47	NA	11.12	NA	10.65	NA	11.20	NA	11.20
Conductivity	NA	NA	0.78	NA	0.49	NA	0.66	NA	0.86	NA	0.64	NA	0.47	NA	0.55	NA	0.56	NA	0.53	NA	0.53
Dissolved Oxygen	NA	NA	2.96	NA	11.55	NA	1.99	NA	1.52	NA	8.66	NA	4.93	NA	2.58	NA	1.89	NA	6.05	NA	6.05
ORP	NA	NA	60.1	NA	113.1	NA	87.3	NA	-37.7	NA	112.9	NA	36.9	NA	27.6	NA	-32.8	NA	13.2	NA	13.2

Notes: Standards obtained from IAC, Title 35, Chapter I, Part 620, Subpart D, Section 620.410 - Groundwater Quality Standards for Class I: Potable Resource Groundwater
All values are in mg/L (ppm) unless otherwise noted.

DL - Detection limit
NA - Not Applicable
ND - Not Detected

* - Median Value
^ - Denotes instrument related QC exceeds the control limits
F1- MS and/or MSD Recovery outside of limits.
F2- MS/MSD RPD exceeds control limits.

Temperature °C degrees Celsius
Conductivity ms/cm² millisiemens/centimeters
Dissolved Oxygen mg/L milligrams/liter
Oxygen Reduction Potential (ORP) mV millivolts

Sample: MW-03		Date		10/27/2014		2/25/2015		5/13/2015		8/17/2015		11/17/2015		2/23/2016		5/17/2016		8/16/2016		11/15/2016	
Parameter	Standards	DL	Result	DL	Result	DL	Result	DL	Result	DL	Result	DL	Result	DL	Result	DL	Result	DL	Result	DL	Result
Antimony	0.006	0.0030	ND	0.0030	ND	0.0030	ND	0.0030	ND	0.0030	ND	0.0030	ND	0.0030	ND	0.0030	ND	0.0030	ND	0.0030	ND
Arsenic	0.010	0.0010	ND	0.0010	ND	0.0010	0.0010	0.0010	0.0017	0.0010	ND	0.0010	0.0014	0.0010	ND	0.0010	ND	0.0010	ND	0.0010	ND
Barium	2.0	0.0025	0.063	0.0025	0.048	0.0025	0.045	0.0025	0.054	0.0025	0.061	0.0025	0.042	0.0025	0.051	0.0025	0.058	0.0025	0.054	0.0025	0.054
Beryllium	0.004	0.0010	ND	0.0010	ND	0.0010	ND	0.0010	ND	0.0010	ND	0.0010	ND	0.0010	ND	0.0010	ND	0.0010	ND	0.0010	ND
Boron	2.0	0.050	0.14	0.050	0.32	0.050	0.086	0.050	0.34	0.050	0.30	0.050	0.42	0.050	0.28	0.050	0.30	0.050	0.31	0.050	0.31
Cadmium	0.005	0.00050	ND	0.00050	ND	0.00050	ND	0.00050	ND	0.00050	ND	0.00050	ND	0.00050	ND	0.00050	ND	0.00050	ND	0.00050	ND
Chloride	200.0	2.0	47	2.0	47	2.0	48	2.0	45	2.0	43	2.0	46	2.0	46	2.0	44	2.0	39	2.0	39
Chromium	0.1	0.0050	ND	0.0050	ND	0.0050	ND	0.0050	ND	0.0050	ND	0.0050	ND	0.0050	ND	0.0050	ND	0.0050	ND	0.0050	ND
Cobalt	1.0	0.0010	ND	0.0010	ND	0.0010	ND	0.0010	ND	0.0010	ND	0.0010	ND	0.0010	ND	0.0010	ND	0.0010	ND	0.0010	ND
Copper	0.65	0.0020	ND	0.0020	ND	0.0020	ND	0.0020	ND	0.0020	ND	0.0020	ND	0.0020	ND	0.0020	ND	0.0020	ND	0.0020	ND
Cyanide	0.2	0.010	ND	0.010	ND	0.010	ND	0.010	ND	0.010	ND	0.010	ND	0.010	ND	0.010	ND	0.010	ND	0.010	ND
Fluoride	4.0	0.10	0.25	0.10	0.23	0.10	0.22	0.10	0.30	0.10	0.29	0.10	0.23	0.10	0.20	0.10	0.22	0.10	0.24	0.10	0.24
Iron	5.0	0.10	ND	0.10	ND	0.10	ND	0.10	ND	0.10	ND	0.10	ND	0.10	ND	0.10	ND	0.10	ND	0.10	ND
Lead	0.0075	0.00050	ND	0.00050	ND	0.00050	ND	0.00050	ND	0.00050	ND	0.00050	ND	0.00050	ND	0.00050	ND	0.00050	ND	0.00050	ND
Manganese	0.15	0.0025	ND	0.0025	ND	0.0025	ND	0.0025	0.016	0.0025	0.0031	0.0025	ND	0.0025	ND	0.0025	ND	0.0025	ND	0.0025	ND
Mercury	0.002	0.00020	ND	0.00020	ND	0.00020	ND	0.00020	ND	0.00020	ND	0.00020	ND	0.00020	ND	0.00020	ND	0.00020	ND	0.00020	ND
Nickel	0.1	0.0020	ND	0.0020	ND	0.0020	ND	0.0020	ND	0.0020	ND	0.0020	ND	0.0020	ND	0.0020	ND	0.0020	ND	0.0020	ND
Nitrogen/Nitrate	10.0	0.10	2.4	0.10	2.0	0.10	2.7	0.10	ND	0.10	0.19	0.10	0.95	0.10	0.70	0.10	0.98	0.10	3.7	0.10	3.7
Nitrogen/Nitrate, Nitrite	NA	0.50	2.4	0.10	2.0	0.20	2.7	0.10	ND ^	0.10	0.19	0.10	0.95	0.10	0.70	0.10	0.98	0.20	3.7	0.10	3.7
Nitrogen/Nitrite	NA	0.020	ND	0.020	ND	0.020	ND	0.020	ND	0.020	ND	0.020	ND	0.020	ND	0.020	ND	0.020	ND	0.020	ND
Perchlorate	0.0049	0.0040	ND	0.0040	ND	0.0040	ND	0.0040	ND	0.0040	ND	0.0040	ND	0.0040	ND	0.0040	ND	0.0040	ND	0.0040	ND
Selenium	0.05	0.0025	ND	0.0025	ND	0.0025	0.0046	0.0025	ND F1	0.0025	ND	0.0025	0.0025	0.0025	ND	0.0025	0.0044	0.0025	ND	0.0025	ND
Silver	0.05	0.00050	ND	0.00050	ND	0.00050	ND	0.00050	ND	0.00050	ND	0.00050	ND	0.00050	ND	0.00050	ND	0.00050	ND	0.00050	ND
Sulfate	400.0	10	40	10	46	10	39	10	48	20	50	20	77	20	78	20	74	10	46	20	46
Thallium	0.002	0.0020	ND	0.0020	ND	0.0020	ND	0.0020	ND	0.0020	ND	0.0020	ND	0.0020	ND	0.0020	ND	0.0020	ND	0.0020	ND
Total Dissolved Solids	1,200	10	440	10	400	10	380	10	420	10	380	10	400	10	450	10	530	10	450	10	450
Vanadium	0.049	0.0050	ND	0.0050	ND	0.0050	ND	0.0050	ND	0.0050	ND	0.0050	ND	0.0050	ND	0.0050	ND	0.0050	ND	0.0050	ND
Zinc	5.0	0.020	ND	0.020	ND	0.020	ND	0.020	ND	0.020	ND	0.020	ND	0.020	ND	0.020	ND	0.020	ND	0.020	ND
Benzene	0.005	0.00050	ND	0.00050	ND	0.00050	ND	0.00050	ND	0.00050	0.002	0.00050	ND	0.00050	ND	0.00050	ND	0.00050	ND	0.00050	ND
BETX	11.705	0.0025	0.0012	0.0025	ND	0.0025	ND	0.0025	ND	0.0025	0.0054	0.0025	ND	0.0025	0.00074	0.0025	ND	0.0025	ND	0.0025	ND
pH	6.5 - 9.0	NA	7.43	NA	7.75	NA	7.63	NA	7.63	NA	7.12	NA	7.41	NA	6.99	NA	7.23	NA	7.33	NA	7.33
Temperature	NA	NA	19.36	NA	8.51	NA	10.39	NA	25.85	NA	19.09	NA	6.10	NA	8.82	NA	15.65	NA	14.93	NA	14.93
Conductivity	NA	NA	0.79	NA	0.49	NA	0.53	NA	0.74	NA	0.60	NA	0.44	NA	0.49	NA	0.59	NA	0.53	NA	0.53
Dissolved Oxygen	NA	NA	2.33	NA	3.65	NA	6.34	NA	3.10	NA	1.01	NA	9.60	NA	3.67	NA	2.52	NA	3.56	NA	3.56
ORP	NA	NA	52.0	NA	102.3	NA	107.9	NA	-35.7	NA	92.5	NA	36.1	NA	70.1	NA	2.8	NA	22.1	NA	22.1

Notes: Standards obtained from IAC, Title 35, Chapter I, Part 620, Subpart D, Section 620.410 - Groundwater Quality Standards for Class I: Potable Resource Groundwater
All values are in mg/L (ppm) unless otherwise noted.

DL - Detection limit
NA - Not Applicable
ND - Not Detected

* - Median Value
^ - Denotes instrument related QC exceeds the control limits
F1- MS and/or MSD Recovery outside of limits.

Temperature °C degrees Celsius
Conductivity ms/cm² millisiemens/centimeters
Dissolved Oxygen mg/L milligrams/liter
Oxygen Reduction Potential (ORP) mV millivolts

Electronic Filing: Received, Clerk's Office 11/14/2017

Sample: MW-04		Date		10/27/2014		2/25/2015		5/13/2015		8/17/2015		11/17/2015		2/23/2016		5/17/2016		8/16/2016		11/15/2016	
Parameter	Standards	DL	Result	DL	Result	DL	Result	DL	Result	DL	Result	DL	Result	DL	Result	DL	Result	DL	Result	DL	Result
Antimony	0.006	0.0030	ND	0.0030	ND	0.0030	ND	0.0030	ND	0.0030	ND	0.0030	ND	0.0030	ND	0.0030	ND	0.0030	ND	0.0030	ND
Arsenic	0.010	0.0010	ND	0.0010	ND	0.0010	ND	0.0010	ND	0.0010	ND	0.0010	ND	0.0010	ND	0.0010	ND	0.0010	ND	0.0010	ND
Barium	2.0	0.0025	0.070	0.0025	0.025	0.0025	0.025	0.0025	0.027	0.0025	0.030	0.0025	0.028	0.0025	0.037	0.0025	0.035	0.0025	0.026	0.0025	0.026
Beryllium	0.004	0.0010	ND	0.0010	ND	0.0010	ND	0.0010	ND	0.0010	ND	0.0010	ND	0.0010	ND	0.0010	ND	0.0010	ND	0.0010	ND
Boron	2.0	0.050	0.77	0.050	0.94	0.050	0.80	0.050	0.44	0.050	0.51	0.050	0.43	0.050	0.60	0.050	0.90	0.10	0.79	0.10	0.79
Cadmium	0.005	0.00050	ND	0.00050	ND	0.00050	ND	0.00050	ND	0.00050	ND	0.00050	ND	0.00050	ND	0.00050	ND	0.00050	ND	0.00050	ND
Chloride	200.0	10	96	10	74	2.0	65	2.0	47	2.0	74	2.0	47	2.0	60	2.0	59	2.0	53	2.0	53
Chromium	0.1	0.0050	ND	0.0050	ND	0.0050	ND	0.0050	ND	0.0050	ND	0.0050	ND	0.0050	ND	0.0050	ND	0.0050	ND	0.0050	ND
Cobalt	1.0	0.0010	ND	0.0010	ND	0.0010	ND	0.0010	ND	0.0010	ND	0.0010	ND	0.0010	ND	0.0010	ND	0.0010	ND	0.0010	ND
Copper	0.65	0.0020	ND	0.0020	ND	0.0020	ND	0.0020	ND	0.0020	0.0021	0.0020	ND	0.0020	ND	0.0020	0.0020	0.0020	0.0020	0.0020	ND
Cyanide	0.2	0.010	ND	0.010	ND	0.010	ND	0.010	ND	0.010	ND	0.010	ND	0.010	ND	0.010	ND	0.010	ND	0.010	ND
Fluoride	4.0	0.10	0.21	0.10	0.32	0.10	0.26	0.10	0.30	0.10	0.26	0.10	0.22	0.10	0.25	0.10	0.28	0.10	0.27	0.10	0.27
Iron	5.0	0.10	ND	0.10	ND	0.10	ND	0.10	ND	0.10	ND	0.10	ND	0.10	ND	0.10	ND	0.10	ND	0.10	ND
Lead	0.0075	0.00050	ND	0.00050	ND	0.00050	ND	0.00050	ND	0.00050	ND	0.00050	ND	0.00050	ND	0.00050	ND	0.00050	ND	0.00050	ND
Manganese	0.15	0.0025	0.075	0.0025	0.018	0.0025	ND	0.0025	0.015	0.0025	0.14	0.0025	ND	0.0025	0.0041	0.0025	0.025	0.0025	0.022	0.0025	0.022
Mercury	0.002	0.00020	ND	0.00020	ND	0.00020	ND	0.00020	ND	0.00020	ND	0.00020	ND	0.00020	ND	0.00020	ND	0.00020	ND	0.00020	ND
Nickel	0.1	0.0020	0.0020	0.0020	ND	0.0020	ND	0.0020	ND	0.0020	ND	0.0020	0.0021	0.0020	ND	0.0020	ND	0.0020	ND	0.0020	ND
Nitrogen/Nitrate	10.0	0.10	0.14	0.10	0.30	0.10	ND	0.10	ND	0.10	0.85	0.10	0.45	0.10	ND	0.10	1.3	0.10	ND	0.10	ND
Nitrogen/Nitrate, Nitrite	NA	0.10	0.14	0.10	0.30	0.10	ND	0.10	ND ^	0.10	0.85	0.10	0.45	0.10	ND	0.10	1.3	0.10	ND	0.10	ND
Nitrogen/Nitrite	NA	0.020	ND	0.020	ND	0.020	ND	0.020	ND	0.020	ND	0.020	ND	0.020	ND	0.020	ND	0.020	ND	0.020	ND
Perchlorate	0.0049	0.0040	ND	0.0040	ND	0.0040	ND	0.0040	ND	0.0040	ND	0.0040	ND	0.0040	ND	0.0040	ND	0.0040	ND	0.0040	ND
Selenium	0.05	0.0025	ND	0.0025	ND	0.0025	ND	0.0025	ND	0.0025	ND	0.0025	0.0033	0.0025	ND	0.0025	ND	0.0025	ND ^	0.0025	ND ^
Silver	0.05	0.00050	ND	0.00050	ND	0.00050	ND	0.00050	ND	0.00050	ND	0.00050	ND	0.00050	ND	0.00050	ND	0.00050	ND	0.00050	ND
Sulfate	400.0	100	390	25	100	20	120	10	47	25	75	20	74	20	65	20	61	10	30	10	30
Thallium	0.002	0.0020	ND	0.0020	ND	0.0020	ND	0.0020	ND	0.0020	ND	0.0020	ND	0.0020	ND	0.0020	ND	0.0020	ND	0.0020	ND
Total Dissolved Solids	1,200	10	1100	10	580	10	540	10	470	10	550	10	420	10	480	10	590	10	510	10	510
Vanadium	0.049	0.0050	ND	0.0050	ND	0.0050	ND	0.0050	ND	0.0050	ND	0.0050	ND	0.0050	ND	0.0050	ND	0.0050	ND	0.0050	ND
Zinc	5.0	0.020	ND	0.020	ND	0.020	ND	0.020	ND	0.020	ND	0.020	ND	0.020	ND	0.020	ND	0.020	ND	0.020	ND
Benzene	0.005	0.00050	ND	0.00050	ND	0.00050	ND	0.00050	ND	0.00050	0.0017	0.00050	ND	0.00050	ND	0.00050	ND	0.00050	ND	0.00050	ND
BETX	11.705	0.0025	ND	0.0025	ND	0.0025	ND	0.0025	ND	0.0025	0.0056	0.0025	0.00069	0.0025	0.0013	0.0025	ND	0.0025	ND	0.0025	ND
pH	6.5 - 9.0	NA	7.20	NA	7.63	NA	7.30	NA	7.37	NA	6.72	NA	7.28	NA	7.09	NA	7.07	NA	7.12	NA	7.12
Temperature	NA	NA	20.48	NA	8.95	NA	13.52	NA	24.79	NA	16.54	NA	6.06	NA	14.14	NA	21.42	NA	17.30	NA	17.30
Conductivity	NA	NA	1.62	NA	0.72	NA	0.73	NA	0.79	NA	0.77	NA	0.48	NA	0.67	NA	0.77	NA	0.68	NA	0.68
Dissolved Oxygen	NA	NA	0.83	NA	1.97	NA	3.05	NA	1.31	NA	6.90	NA	9.71	NA	0.94	NA	2.20	NA	2.26	NA	2.26
ORP	NA	NA	22.9	NA	22.5	NA	72.4	NA	-32.1	NA	88.4	NA	43.8	NA	43.3	NA	-95.2	NA	-43.9	NA	-43.9

Notes: Standards obtained from IAC, Title 35, Chapter I, Part 620, Subpart D, Section 620.410 - Groundwater Quality Standards for Class I: Potable Resource Groundwater
All values are in mg/L (ppm) unless otherwise noted.

DL - Detection limit
NA - Not Applicable
ND - Not Detected

* - Median Value
^ - Denotes instrument related QC exceeds the control limits
F1- MS and/or MSD Recovery outside of limits.

Temperature °C degrees Celsius
Conductivity ms/cm² millisiemens/centimeters
Dissolved Oxygen mg/L milligrams/liter
Oxygen Reduction Potential (ORP) mV millivolts

Electronic Filing: Received, Clerk's Office 11/14/2017

Sample: MW-05		Date		10/27/2014		2/25/2015		5/13/2015		8/17/2015		11/17/2015		2/23/2016		5/17/2016		8/16/2016		11/15/2016	
Parameter	Standards	DL	Result	DL	Result	DL	Result	DL	Result	DL	Result	DL	Result	DL	Result	DL	Result	DL	Result	DL	Result
Antimony	0.006	0.0030	ND	0.0030	ND	0.0030	ND	0.0030	ND	0.0030	ND	0.0030	ND	0.0030	ND	0.0030	ND	0.0030	ND	0.0030	ND
Arsenic	0.010	0.0010	ND	0.0010	ND	0.0010	ND	0.0010	ND	0.0010	ND	0.0010	ND	0.0010	ND	0.0010	ND	0.0010	ND	0.0010	ND
Barium	2.0	0.0025	ND	0.0025	0.041	0.0025	0.055	0.0025	0.073	0.0025	0.060	0.0025	0.043	0.0025	0.051	0.0025	0.055	0.0025	0.051	0.0025	0.051
Beryllium	0.004	0.0010	ND	0.0010	ND	0.0010	ND	0.0010	ND	0.0010	ND	0.0010	ND	0.0010	ND	0.0010	ND	0.0010	ND	0.0010	ND
Boron	2.0	0.050	ND	0.050	1.1	0.050	0.72	0.050	1.3	0.050	0.74	0.050	0.59	0.050	0.63	0.050	0.66	0.10	0.83	0.10	0.83
Cadmium	0.005	0.00050	ND	0.00050	ND	0.00050	ND	0.00050	0.00050	0.00050	ND	0.00050	ND	0.00050	ND	0.00050	ND	0.00050	ND	0.00050	ND
Chloride	200.0	10	120	10	79	10	120	2.0	60	10	110	2.0	54	10	88	10	100	2.0	66	2.0	66
Chromium	0.1	0.0050	ND	0.0050	ND	0.0050	ND	0.0050	ND	0.0050	ND	0.0050	ND	0.0050	ND	0.0050	ND	0.0050	ND	0.0050	ND
Cobalt	1.0	0.0010	ND	0.0010	ND	0.0010	ND	0.0010	ND	0.0010	ND	0.0010	ND	0.0010	ND	0.0010	ND	0.0010	ND	0.0010	ND
Copper	0.65	0.0020	ND	0.0020	ND	0.0020	ND	0.0020	ND	0.0020	ND	0.0020	ND	0.0020	ND	0.0020	ND	0.0020	ND	0.0020	ND
Cyanide	0.2	0.010	ND	0.010	ND	0.010	ND	0.010	ND	0.010	ND	0.010	ND	0.010	ND	0.010	ND	0.010	ND	0.010	ND
Fluoride	4.0	0.10	0.28	0.10	0.38	0.10	0.37	0.10	0.26	0.10	0.27	0.10	0.27	0.10	0.35	0.10	0.30	0.10	0.25	0.10	0.25
Iron	5.0	0.10	ND	0.10	ND	0.10	ND	0.10	ND	0.10	ND	0.10	ND	0.10	ND	0.10	ND	0.10	ND	0.10	ND
Lead	0.0075	0.00050	ND	0.00050	ND	0.00050	ND	0.00050	ND	0.00050	ND	0.00050	ND	0.00050	ND	0.00050	ND	0.00050	ND	0.00050	ND
Manganese	0.15	0.0025	ND	0.0025	0.058	0.0025	0.0078	0.0025	0.13	0.0025	0.084	0.0025	0.044	0.0025	0.039	0.0025	0.015	0.0025	0.0040	0.0025	0.0040
Mercury	0.002	0.00020	ND	0.00020	ND	0.00020	ND	0.00020	ND	0.00020	ND	0.00020	ND	0.00020	ND	0.00020	ND	0.00020	ND	0.00020	ND
Nickel	0.1	0.0020	ND	0.0020	0.0025	0.0020	0.0023	0.0020	0.0051	0.0020	0.0027	0.0020	0.0032	0.0020	0.0027	0.0020	0.0020	0.0020	0.0020	0.0020	ND
Nitrogen/Nitrate	10.0	0.10	0.20	0.10	0.74	0.10	ND	0.10	ND	0.10	ND	0.10	0.27	0.10	ND	0.10	ND	0.10	ND	0.10	0.12
Nitrogen/Nitrate, Nitrite	NA	0.10	0.20	0.10	0.74	0.10	ND	0.10	ND ^	0.10	ND	0.10	0.27	0.10	ND	0.10	ND	0.10	ND	0.10	0.12
Nitrogen/Nitrite	NA	0.020	ND	0.020	ND	0.020	ND	0.020	ND	0.020	ND	0.020	ND	0.020	ND	0.020	ND	0.020	ND	0.020	ND
Perchlorate	0.0049	0.0040	ND	0.0040	ND	0.0040	ND	0.0040	ND	0.0040	ND	0.0040	ND	0.0040	ND	0.0040	ND	0.0040	ND	0.0040	ND
Selenium	0.05	0.0025	ND	0.0025	ND	0.0025	ND	0.0025	ND	0.0025	ND	0.0025	ND	0.0025	ND	0.0025	ND	0.0025	ND	0.0025	ND ^
Silver	0.05	0.00050	ND	0.00050	ND	0.00050	ND	0.00050	ND	0.00050	ND	0.00050	ND	0.00050	ND	0.00050	ND	0.00050	ND	0.00050	ND
Sulfate	400.0	50	310	20	110	50	150	50	250	50	180	25	130	25	140	50	160	25	94	25	94
Thallium	0.002	0.0020	ND	0.0020	ND	0.0020	ND	0.0020	ND	0.0020	ND	0.0020	ND	0.0020	ND	0.0020	ND	0.0020	ND	0.0020	ND
Total Dissolved Solids	1,200	10	910	10	570	10	730	10	860	10	810	10	550	10	690	10	800	10	630	10	630
Vanadium	0.049	0.0050	ND	0.0050	ND	0.0050	ND	0.0050	ND	0.0050	ND	0.0050	ND	0.0050	ND	0.0050	ND	0.0050	ND	0.0050	ND
Zinc	5.0	0.020	ND	0.020	ND	0.020	ND	0.020	ND	0.020	ND	0.020	ND	0.020	ND	0.020	ND	0.020	ND	0.020	ND
Benzene	0.005	0.00050	ND	0.00050	ND	0.00050	ND	0.00050	ND	0.00050	0.00068	0.00050	ND	0.00050	ND	0.00050	ND	0.00050	ND	0.00050	ND
BETX	11.705	0.0025	ND	0.0025	ND	0.0025	ND	0.0025	ND	0.0025	0.00278	0.0025	ND	0.0025	0.0011	0.0025	0.0006	0.0025	ND	0.0025	ND
pH	6.5 - 9.0	NA	7.30	NA	7.52	NA	7.26	NA	7.35	NA	6.65	NA	7.18	NA	7.08	NA	6.85	NA	6.96	NA	6.96
Temperature	NA	NA	21.18	NA	5.51	NA	17.46	NA	25.42	NA	15.07	NA	11.30	NA	13.85	NA	19.41	NA	15.32	NA	15.32
Conductivity	NA	NA	1.38	NA	0.69	NA	1.06	NA	1.32	NA	1.06	NA	0.75	NA	0.83	NA	1.02	NA	0.77	NA	0.77
Dissolved Oxygen	NA	NA	2.20	NA	2.50	NA	1.54	NA	2.24	NA	1.32	NA	1.99	NA	2.58	NA	2.88	NA	1.33	NA	1.33
ORP	NA	NA	6.8	NA	9.8	NA	23.5	NA	-27.7	NA	-4.8	NA	-103.8	NA	-65.0	NA	-99.8	NA	-34.7	NA	-34.7

Notes: Standards obtained from IAC, Title 35, Chapter I, Part 620, Subpart D, Section 620.410 - Groundwater Quality Standards for Class I: Potable Resource Groundwater
All values are in mg/L (ppm) unless otherwise noted.

DL - Detection limit
NA - Not Applicable
ND - Not Detected

* - Median Value
^ - Denotes instrument related QC exceeds the control limits
F1- MS and/or MSD Recovery outside of limits.

Temperature °C degrees Celsius
Conductivity ms/cm² millisiemens/centimeters
Dissolved Oxygen mg/L milligrams/liter
Oxygen Reduction Potential (ORP) mV millivolts

Electronic Filing: Received, Clerk's Office 11/14/2017

Sample: MW-06		Date		10/29/2014		2/23/2015		5/11/2015		8/18/2015		11/17/2015		2/23/2016		5/17/2016		8/16/2016		11/16/2016	
Parameter	Standards	DL	Result	DL	Result	DL	Result	DL	Result	DL	Result	DL	Result	DL	Result	DL	Result	DL	Result	DL	Result
Antimony	0.006	0.0030	ND	0.0030	ND	0.0030	ND	0.0030	ND	0.0030	ND	0.0030	ND F1	0.0030	ND	0.0030	ND	0.0030	ND	0.0030	ND
Arsenic	0.010	0.0010	0.0016	0.0010	0.0011	0.0010	ND	0.0010	0.0025	0.0010	0.0016	0.0010	0.0019 F1	0.0010	ND	0.0010	ND	0.0010	ND	0.0010	0.0022
Barium	2.0	0.0025	0.10	0.0025	0.099	0.0025	0.094	0.0025	0.12	0.0025	0.11	0.0025	0.082 F1	0.0025	0.098	0.0025	0.090	0.0025	0.090	0.0025	0.090
Beryllium	0.004	0.0010	ND	0.0010	ND	0.0010	ND	0.0010	ND	0.0010	ND	0.0010	ND	0.0010	ND	0.0010	ND	0.0010	ND	0.0010	ND
Boron	2.0	0.050	0.34	0.050	0.34	0.050	0.35	0.050	0.75	0.050	0.51	0.050	0.40 F1	0.050	0.34	0.050	0.41	0.050	0.41	0.050	0.36
Cadmium	0.005	0.00050	ND	0.00050	ND	0.00050	ND	0.00050	ND	0.00050	ND	0.00050	ND F1	0.00050	ND	0.00050	ND	0.00050	ND	0.00050	ND
Chloride	200.0	10	240	10	110	10	230	10	170	10	210	10	200	10	200 F1	10	210	10	210	10	180 F1
Chromium	0.1	0.0050	ND	0.0050	ND	0.0050	ND	0.0050	ND	0.0050	ND	0.0050	ND F1	0.0050	ND	0.0050	ND	0.0050	ND	0.0050	ND
Cobalt	1.0	0.0010	ND	0.0010	0.0013	0.0010	ND	0.0010	ND	0.0010	ND	0.0010	ND F1	0.0010	ND	0.0010	ND	0.0010	ND	0.0010	ND
Copper	0.65	0.0020	ND	0.0020	ND	0.0020	ND	0.0020	ND	0.0020	ND	0.0020	ND F1	0.0020	ND	0.0020	ND	0.0020	ND	0.0020	ND
Cyanide	0.2	0.010	ND	0.010	ND	0.010	ND	0.010	ND	0.010	ND	0.010	ND	0.010	ND	0.010	ND	0.010	ND	0.010	ND
Fluoride	4.0	0.10	0.79	0.10	0.48	0.10	0.52	0.10	0.56	0.10	0.64	0.10	0.58	0.10	0.48	0.10	0.60	0.10	0.60	0.10	0.50
Iron	5.0	0.10	0.81	0.10	1.0	0.10	0.29	0.10	1.8	0.10	1.4	0.10	1.6 F1	0.10	0.15	0.10	ND	0.10	ND	0.10	1.1
Lead	0.0075	0.00050	0.00082	0.00050	ND	0.00050	ND	0.00050	ND	0.00050	ND	0.00050	ND F1	0.00050	ND	0.00050	ND	0.00050	ND	0.00050	ND
Manganese	0.15	0.0025	0.57	0.0025	0.86	0.0025	0.90	0.0025	1.2	0.0025	0.98	0.0025	0.87 F1	0.0025	0.85	0.0025	0.57	0.0025	0.57	0.0025	0.79
Mercury	0.002	0.00020	ND	0.00020	ND	0.00020	ND	0.00020	ND	0.00020	ND	0.00020	ND	0.00020	ND	0.00020	ND	0.00020	ND	0.00020	ND
Nickel	0.1	0.0020	ND	0.0020	0.0024	0.0020	ND	0.0020	ND	0.0020	ND	0.0020	ND	0.0020	ND	0.0020	ND	0.0020	ND	0.0020	ND
Nitrogen/Nitrate	10.0	0.10	0.11	0.10	ND	0.10	ND	0.10	ND	0.10	ND	0.10	ND	0.10	ND	0.10	ND	0.10	ND	0.10	ND
Nitrogen/Nitrate, Nitrite	NA	0.10	0.11	0.10	ND	0.10	ND	0.10	ND ^	0.10	ND	0.10	ND	0.10	ND	0.10	ND	0.10	ND	0.10	ND
Nitrogen/Nitrite	NA	0.020	ND	0.020	ND	0.020	ND	0.020	ND	0.020	ND	0.020	ND	0.020	ND	0.020	ND	0.020	ND	0.020	ND
Perchlorate	0.0049	0.0040	ND	0.0040	ND	0.0040	ND	0.0040	ND	0.0040	ND	0.0040	ND	0.0040	ND	0.0040	ND	0.0040	ND	0.0040	ND
Selenium	0.05	0.0025	ND	0.0025	ND	0.0025	ND	0.0025	ND	0.0025	ND	0.0025	ND F1	0.0025	ND	0.0025	ND	0.0025	ND	0.0025	ND ^
Silver	0.05	0.00050	ND	0.00050	ND	0.00050	ND	0.00050	ND	0.00050	ND	0.00050	ND F1	0.00050	ND	0.00050	ND	0.00050	ND	0.00050	ND
Sulfate	400.0	100	380	100	360	100	350	100	400	100	490	100	390	250	500	100	380	100	380	100	470
Thallium	0.002	0.0020	ND	0.0020	ND	0.0020	ND	0.0020	ND	0.0020	ND	0.0020	ND F1	0.0020	ND	0.0020	ND	0.0020	ND	0.0020	ND
Total Dissolved Solids	1,200	10	1100	10	1100	10	1300	10	1400	10	1100	10	1100	10	1400	10	1200	10	1200	10	1100
Vanadium	0.049	0.0050	ND	0.0050	ND	0.0050	ND	0.0050	ND	0.0050	ND	0.0050	ND	0.0050	ND	0.0050	ND	0.0050	ND	0.0050	ND
Zinc	5.0	0.020	ND	0.020	ND	0.020	ND	0.020	ND	0.020	ND	0.020	ND F1	0.020	ND	0.020	ND	0.020	ND	0.020	ND
Benzene	0.005	0.00050	ND	0.00050	ND	0.00050	ND	0.00050	ND	0.00050	ND	0.00050	ND	0.00050	ND	0.00050	ND	0.00050	ND	0.00050	ND
BETX	11.705	0.0025	ND	0.0025	ND	0.0025	ND	0.0025	ND	0.0025	0.0013	0.0025	0.00061	0.0025	0.00053	0.0025	0.00099	0.0025	0.00099	0.0025	ND
pH	6.5 - 9.0	NA	7.60	NA	8.05	NA	7.76	NA	7.94	NA	7.46	NA	7.68	NA	7.47	NA	7.31	NA	7.31	NA	7.66
Temperature	NA	NA	19.31	NA	7.20	NA	17.91	NA	21.94	NA	18.66	NA	13.60	NA	15.26	NA	28.74	NA	28.74	NA	19.81
Conductivity	NA	NA	2.36	NA	1.17	NA	1.67	NA	1.99	NA	1.58	NA	1.31	NA	1.56	NA	1.94	NA	1.94	NA	1.43
Dissolved Oxygen	NA	NA	0.32	NA	0.96	NA	1.57	NA	1.60	NA	1.20	NA	0.64	NA	0.83	NA	1.32	NA	1.32	NA	1.42
ORP	NA	NA	-126.7	NA	-147.7	NA	-73.6	NA	-142.7	NA	-90.4	NA	-96.8	NA	-58.8	NA	-166.3	NA	-166.3	NA	-154.6

Notes: Standards obtained from IAC, Title 35, Chapter I, Part 620, Subpart D, Section 620.410 - Groundwater Quality Standards for Class I: Potable Resource Groundwater
All values are in mg/L (ppm) unless otherwise noted.

DL - Detection limit
NA - Not Applicable
ND - Not Detected

* - Median Value
^ - Denotes instrument related QC exceeds the control limits
F1- MS and/or MSD Recovery outside of limits.

Temperature °C degrees Celsius
Conductivity ms/cm² millisiemens/centimeters
Dissolved Oxygen mg/L milligrams/liter
Oxygen Reduction Potential (ORP) mV millivolts

Electronic Filing: Received, Clerk's Office 11/14/2017

Sample: MW-07		Date		10/29/2014		2/23/2015		5/11/2015		8/18/2015		11/16/2015		2/24/2016		5/18/2016		8/19/2016		11/16/2016	
Parameter	Standards	DL	Result	DL	Result	DL	Result	DL	Result	DL	Result	DL	Result	DL	Result	DL	Result	DL	Result	DL	Result
Antimony	0.006	0.0030	ND	0.0030	ND	0.0030	ND	0.0030	ND	0.0030	ND	0.0030	ND	0.0030	ND	0.0030	ND	0.0030	ND	0.0030	ND
Arsenic	0.010	0.0010	0.31	0.0010	0.18	0.0010	0.18	0.0010	0.23	0.0010	0.13	0.0010	0.21	0.0010	0.13	0.0010	0.14	0.0010	0.14	0.0010	0.18
Barium	2.0	0.0025	0.55	0.0025	0.61	0.0025	0.50	0.0025	0.49	0.0025	0.43	0.0025	0.50	0.0025	0.46	0.0025	0.44	0.0025	0.44	0.0025	0.51
Beryllium	0.004	0.0010	ND	0.0010	ND	0.0010	ND	0.0010	ND	0.0010	ND	0.0010	ND	0.0010	ND	0.0010	ND	0.0010	ND	0.0010	ND
Boron	2.0	0.050	0.27	0.050	0.39	0.050	0.34	0.050	0.38	0.050	0.36	0.050	0.39	0.050	0.36	0.050	0.36	0.050	0.36	0.050	0.35
Cadmium	0.005	0.00050	ND	0.00050	ND	0.00050	ND	0.00050	ND	0.00050	ND	0.00050	ND	0.00050	ND	0.00050	ND	0.00050	ND	0.00050	ND
Chloride	200.0	10	150	10	130	10	170	10	140	10	160	10	150	10	180	10	160	10	160	10	150
Chromium	0.1	0.0050	ND	0.0050	ND	0.0050	ND	0.0050	ND	0.0050	ND	0.0050	ND	0.0050	ND	0.0050	ND	0.0050	ND	0.0050	ND
Cobalt	1.0	0.0010	0.0046	0.0010	0.012	0.0010	0.0070	0.0010	0.0026	0.0010	0.0062	0.0010	0.0038	0.0010	0.0062	0.0010	0.0064	0.0010	0.0064	0.0010	0.0058
Copper	0.65	0.0020	ND	0.0020	0.0091	0.0020	ND	0.0020	ND	0.0020	ND	0.0020	ND	0.0020	ND	0.0020	ND	0.0020	ND	0.0020	ND
Cyanide	0.2	0.010	ND	0.010	ND	0.010	ND	0.010	ND	0.010	ND	0.010	ND	0.010	ND	0.010	ND	0.010	ND	0.010	ND
Fluoride	4.0	0.10	0.46	0.10	0.42	0.10	0.42	0.10	0.44	0.10	0.43	0.10	0.47	0.10	0.41	0.10	0.43	0.10	0.43	0.10	0.39
Iron	5.0	0.10	35	0.10	23	0.10	9.5	0.10	38	0.10	12	0.10	33	0.10	9.2	0.10	14	0.10	14	0.10	22
Lead	0.0075	0.00050	ND	0.00050	0.0066	0.00050	ND	0.00050	ND	0.00050	ND	0.00050	ND	0.00050	ND	0.00050	ND	0.00050	ND	0.00050	ND
Manganese	0.15	0.013	13	0.013	7.0	0.050	5.9	0.13	15	0.025	6.2	0.025	13	0.025	3.0	0.013	7.1	0.025	7.1	0.025	7.8
Mercury	0.002	0.00020	ND	0.00020	ND	0.00020	ND	0.00020	ND	0.00020	ND	0.00020	ND	0.00020	ND	0.00020	ND	0.00020	ND	0.00020	ND
Nickel	0.1	0.0020	0.0045	0.0020	0.020	0.0020	0.0077	0.0020	0.0024	0.0020	0.0064	0.0020	0.0052	0.0020	0.0069	0.0020	0.0066	0.0020	0.0066	0.0020	0.0055
Nitrogen/Nitrate	10.0	0.10	ND	0.10	ND	0.10	ND	0.10	ND	0.10	ND	0.10	ND	0.10	ND	0.10	ND	0.10	ND	0.10	ND
Nitrogen/Nitrate, Nitrite	NA	0.10	ND	0.10	ND	0.10	ND	0.10	ND ^	0.10	ND	0.10	ND	0.10	ND	0.10	ND	0.10	ND	0.10	ND
Nitrogen/Nitrite	NA	0.020	ND	0.020	ND	0.020	ND	0.020	ND	0.020	ND	0.020	ND	0.020	ND	0.020	ND	0.020	ND	0.020	ND
Perchlorate	0.0049	0.0040	ND	0.0040	ND	0.0040	ND	0.0040	ND	0.0040	ND	0.0040	ND	0.0040	ND	0.0040	ND	0.0040	ND	0.0040	ND
Selenium	0.05	0.0025	ND	0.0025	ND	0.0025	ND	0.0025	ND	0.0025	ND	0.0025	ND	0.0025	ND	0.0025	ND	0.0025	ND	0.0025	ND ^
Silver	0.05	0.00050	ND	0.00050	ND	0.00050	ND	0.00050	ND	0.00050	ND	0.00050	ND	0.00050	ND	0.00050	ND	0.00050	ND	0.00050	ND
Sulfate	400.0	5.0	16	10	50	10	55	10	59	20	68	10	41	20	69	10	54	10	54	10	27
Thallium	0.002	0.0020	ND	0.0020	ND	0.0020	ND	0.0020	ND	0.0020	ND	0.0020	ND	0.0020	ND	0.0020	ND	0.0020	ND	0.0020	ND
Total Dissolved Solids	1,200	10	1300	10	1100	10	1100	10	1300	10	1100	10	1300	10	1000	10	1400	10	1400	10	1200
Vanadium	0.049	0.0050	ND	0.0050	0.0084	0.0050	ND	0.0050	ND	0.0050	ND	0.0050	ND	0.0050	ND	0.0050	ND	0.0050	ND	0.0050	ND
Zinc	5.0	0.020	ND	0.020	0.027	0.020	ND	0.020	ND	0.020	ND	0.020	ND	0.020	ND	0.020	ND	0.020	ND	0.020	ND
Benzene	0.005	0.00050	ND	0.00050	ND	0.00050	ND	0.00050	ND	0.00050	0.00078	0.00050	ND	0.00050	ND	0.00050	ND	0.00050	ND	0.00050	ND
BETX	11.705	0.0025	ND	0.0025	ND	0.0025	ND	0.0025	ND	0.0025	0.00238	0.0025	ND	0.0025	ND	0.0025	ND	0.0025	ND	0.0025	ND
pH	6.5 - 9.0	NA	6.94	NA	6.90	NA	6.88	NA	7.03	NA	6.60	NA	6.80	NA	6.77	NA	6.62	NA	6.62	NA	6.64
Temperature	NA	NA	14.31	NA	8.40	NA	17.66	NA	22.21	NA	13.34	NA	10.72	NA	16.18	NA	21.90	NA	21.90	NA	18.24
Conductivity	NA	NA	2.62	NA	1.37	NA	1.67	NA	2.18	NA	1.47	NA	1.55	NA	1.47	NA	1.75	NA	1.75	NA	1.61
Dissolved Oxygen	NA	NA	1.50	NA	2.66	NA	1.19	NA	0.75	NA	1.47	NA	1.61	NA	2.26	NA	2.66	NA	2.66	NA	2.07
ORP	NA	NA	-109.2	NA	-93.7	NA	-109.8	NA	-149.0	NA	-40.8	NA	-87.7	NA	-78.3	NA	-68.0	NA	-68.0	NA	-78.6

Notes: Standards obtained from IAC, Title 35, Chapter I, Part 620, Subpart D, Section 620.410 - Groundwater Quality Standards for Class I: Potable Resource Groundwater
All values are in mg/L (ppm) unless otherwise noted.

DL - Detection limit
NA - Not Applicable
ND - Not Detected

* - Median Value
^ - Denotes instrument related QC exceeds the control limits
F1- MS and/or MSD Recovery outside of limits.

Temperature °C degrees Celsius
Conductivity ms/cm² millisiemens/centimeters
Dissolved Oxygen mg/L milligrams/liter
Oxygen Reduction Potential (ORP) mV millivolts

Electronic Filing: Received, Clerk's Office 11/14/2017

Sample: MW-08		Date		10/28/2014		2/26/2015		5/11/2015		8/18/2015		11/18/2015		2/25/2016		5/18/2016		8/17/2016		11/15/2016	
Parameter	Standards	DL	Result	DL	Result	DL	Result	DL	Result	DL	Result	DL	Result	DL	Result	DL	Result	DL	Result	DL	Result
Antimony	0.006	0.0030	ND	0.0030	ND	0.0030	ND	0.0030	ND	0.0030	ND	0.0030	ND	0.0030	ND	0.0030	ND	0.0030	ND	0.0030	ND
Arsenic	0.010	0.0010	0.0022	0.0010	0.0026	0.0010	0.0024	0.0010	0.0024	0.0010	0.0021	0.0010	0.0015	0.0010	0.0028	0.0010	0.0016	0.0010	0.0010	0.0010	ND
Barium	2.0	0.0025	0.13	0.0025	0.12	0.0025	0.10	0.0025	0.092	0.0025	0.14	0.0025	0.093	0.0025	0.17	0.0025	0.12	0.0025	0.12	0.0025	0.068
Beryllium	0.004	0.0010	ND	0.0010	ND	0.0010	ND	0.0010	ND	0.0010	ND	0.0010	ND	0.0010	ND	0.0010	ND	0.0010	ND	0.0010	ND
Boron	2.0	0.050	0.72	0.050	0.81	0.050	0.74	0.050	1.5	0.050	1.4	0.25	1.8	0.050	1.4	0.050	0.86	0.25	0.25	1.2	1.2
Cadmium	0.005	0.00050	ND	0.00050	ND	0.00050	ND	0.00050	ND	0.00050	ND	0.00050	ND	0.00050	ND	0.00050	ND	0.00050	ND	0.00050	ND
Chloride	200.0	10	340	10	260	10	270	10	250	10	160	10	190	10	130	10	260	10	260	10	300
Chromium	0.1	0.0050	ND	0.0050	ND	0.0050	ND	0.0050	ND	0.0050	ND	0.0050	ND	0.0050	ND	0.0050	ND	0.0050	ND	0.0050	ND
Cobalt	1.0	0.0010	ND	0.0010	ND	0.0010	ND	0.0010	ND	0.0010	ND	0.0010	ND	0.0010	ND	0.0010	ND	0.0010	ND	0.0010	ND
Copper	0.65	0.0020	ND	0.0020	ND	0.0020	ND	0.0020	ND	0.0020	ND	0.0020	ND	0.0020	ND	0.0020	ND	0.0020	ND	0.0020	ND
Cyanide	0.2	0.010	ND	0.010	ND	0.010	ND	0.010	ND	0.010	ND	0.010	ND	0.010	ND	0.010	ND	0.010	ND	0.010	ND
Fluoride	4.0	0.10	0.71	0.10	0.63	0.10	0.66	0.10	0.34	0.10	0.44	0.10	0.33	0.10	0.33	0.10	0.33	0.10	0.33	0.10	0.36
Iron	5.0	0.10	0.53	0.10	0.17	0.10	0.12	0.10	0.85	0.10	0.89	0.10	0.23	0.10	1.7	0.10	1.5	0.10	1.5	0.10	ND
Lead	0.0075	0.00050	ND	0.00050	ND	0.00050	ND	0.00050	ND	0.00050	ND	0.00050	ND	0.00050	ND	0.00050	ND	0.00050	ND	0.00050	ND
Manganese	0.15	0.0025	0.13	0.0025	0.11	0.0025	0.11	0.0025	0.78	0.0025	0.21	0.0025	0.23	0.0025	0.23	0.0025	0.28	0.0025	0.28	0.0025	0.38
Mercury	0.002	0.00020	ND	0.00020	ND	0.00020	ND	0.00020	ND	0.00020	ND	0.00020	ND	0.00020	ND	0.00020	ND	0.00020	ND	0.00020	ND
Nickel	0.1	0.0020	ND	0.0020	ND	0.0020	ND	0.0020	0.0040	0.0020	ND	0.0020	0.0038	0.0020	ND	0.0020	ND	0.0020	ND	0.0020	0.0024
Nitrogen/Nitrate	10.0	0.10	ND	0.10	ND	0.10	ND	0.10	ND	0.10	ND	0.10	0.19	0.10	ND	0.10	ND	0.10	ND	0.10	0.44
Nitrogen/Nitrate, Nitrite	NA	0.10	ND	0.10	ND	0.10	ND	0.10	ND	0.10	ND	0.10	0.19	0.10	ND	0.10	ND	0.10	ND	0.10	0.44
Nitrogen/Nitrite	NA	0.020	ND	0.020	ND	0.020	ND	0.020	ND	0.020	ND	0.020	ND	0.020	ND	0.020	ND	0.020	ND	0.020	ND
Perchlorate	0.0049	0.0040	ND	0.0040	ND	0.0040	ND	0.0040	ND	0.0040	ND	0.0040	ND	0.0040	ND	0.0040	ND	0.0040	ND	0.0040	ND
Selenium	0.05	0.0025	ND	0.0025	ND	0.0025	ND	0.0025	ND	0.0025	ND	0.0025	ND	0.0025	ND	0.0025	ND	0.0025	ND	0.0025	ND ^
Silver	0.05	0.00050	ND	0.00050	ND	0.00050	ND	0.00050	ND	0.00050	ND	0.00050	ND	0.00050	ND	0.00050	ND	0.00050	ND	0.00050	ND
Sulfate	400.0	50	290	50	160	50	160	50	310	100	530	50	250	100	290	100	360	50	360	50	290
Thallium	0.002	0.0020	ND	0.0020	ND	0.0020	ND	0.0020	ND	0.0020	ND	0.0020	ND	0.0020	ND	0.0020	ND	0.0020	ND	0.0020	ND
Total Dissolved Solids	1,200	10	1200	10	1100	10	1100	10	1200	10	1200	10	1100	10	1200	10	1400	10	1400	10	1300
Vanadium	0.049	0.0050	ND	0.0050	ND	0.0050	ND	0.0050	ND	0.0050	ND	0.0050	ND	0.0050	ND	0.0050	ND	0.0050	ND	0.0050	ND
Zinc	5.0	0.020	ND	0.020	ND	0.020	ND	0.020	ND	0.020	ND	0.020	ND	0.020	ND	0.020	ND	0.020	ND	0.020	ND
Benzene	0.005	0.00050	ND	0.00050	ND	0.00050	ND	0.00050	ND	0.00050	0.00081	0.00050	ND	0.00050	ND	0.00050	ND	0.00050	ND	0.00050	ND
BETX	11.705	0.0025	0.0040	0.0025	ND	0.0025	ND	0.0025	ND	0.0025	0.00281	0.0025	0.00068	0.0025	0.0015	0.0025	ND	0.0025	ND	0.0025	ND
pH	6.5 - 9.0	NA	7.89	NA	8.62	NA	7.90	NA	7.36	NA	7.61	NA	7.00	NA	7.67	NA	7.33	NA	7.33	NA	6.90
Temperature	NA	NA	16.22	NA	6.86	NA	15.81	NA	19.60	NA	14.72	NA	10.91	NA	19.30	NA	22.16	NA	22.16	NA	16.05
Conductivity	NA	NA	1.99	NA	1.19	NA	1.55	NA	1.86	NA	1.56	NA	1.32	NA	1.55	NA	1.80	NA	1.80	NA	2.01
Dissolved Oxygen	NA	NA	0.66	NA	1.22	NA	2.97	NA	1.03	NA	0.72	NA	1.09	NA	0.41	NA	2.22	NA	2.22	NA	1.36
ORP	NA	NA	-62.6	NA	-154.2	NA	-97.9	NA	-81.8	NA	-30.2	NA	-46.8	NA	-139.2	NA	-96.6	NA	-96.6	NA	-24.8

Notes: Standards obtained from IAC, Title 35, Chapter I, Part 620, Subpart D, Section 620.410 - Groundwater Quality Standards for Class I: Potable Resource Groundwater
All values are in mg/L (ppm) unless otherwise noted.

DL - Detection limit
NA - Not Applicable
ND - Not Detected

* - Median Value
^ - Denotes instrument related QC exceeds the control limits
F1- MS and/or MSD Recovery outside of limits.

Temperature °C degrees Celsius
Conductivity ms/cm² millisiemens/centimeters
Dissolved Oxygen mg/L milligrams/liter
Oxygen Reduction Potential (ORP) mV millivolts

Electronic Filing: Received, Clerk's Office 11/14/2017

Sample: MW-09		Date		10/30/2014		2/24/2015		5/12/2015		8/19/2015		11/18/2015		2/25/2016		5/19/2016		8/17/2016		11/17/2016	
Parameter	Standards	DL	Result	DL	Result	DL	Result	DL	Result	DL	Result	DL	Result	DL	Result	DL	Result	DL	Result	DL	Result
Antimony	0.006	0.0030	ND	0.0030	ND	0.0030	ND	0.0030	ND	0.0030	ND	0.0030	ND	0.0030	ND	0.0030	ND	0.0030	ND	0.0030	ND
Arsenic	0.010	0.0010	ND	0.0010	ND	0.0010	ND	0.0010	ND	0.0010	ND	0.0010	ND	0.0010	ND	0.0010	ND	0.0010	ND	0.0010	ND
Barium	2.0	0.0025	0.047	0.0025	0.043	0.0025	0.026	0.0025	0.034	0.0025	0.023	0.0025	0.034	0.0025	0.030	0.0025	0.036	0.0025	0.037	0.0025	0.037
Beryllium	0.004	0.0010	ND	0.0010	ND	0.0010	ND	0.0010	ND	0.0010	ND	0.0010	ND	0.0010	ND	0.0010	ND	0.0010	ND	0.0010	ND
Boron	2.0	0.050	1.6	0.050	3.0	0.050	3.2	0.25	3.3	0.050	2.2	0.25	2.3	0.050	1.5	0.050	2.7	0.50	3.8	0.50	3.8
Cadmium	0.005	0.00050	ND	0.00050	ND	0.00050	ND	0.00050	ND	0.00050	ND	0.00050	ND	0.00050	ND	0.00050	ND	0.00050	ND	0.00050	ND
Chloride	200.0	2.0	32	2.0	34	2.0	37	2.0	36	2.0	30	2.0	35	2.0	36	2.0	41	2.0	38	2.0	38
Chromium	0.1	0.0050	ND	0.0050	ND	0.0050	ND	0.0050	ND	0.0050	ND	0.0050	ND	0.0050	ND	0.0050	ND	0.0050	ND	0.0050	ND
Cobalt	1.0	0.0010	ND	0.0010	ND	0.0010	ND	0.0010	ND	0.0010	ND	0.0010	ND	0.0010	ND	0.0010	ND	0.0010	ND	0.0010	ND
Copper	0.65	0.0020	ND	0.0020	ND	0.0020	ND	0.0020	ND	0.0020	ND	0.0020	ND	0.0020	ND	0.0020	ND	0.0020	ND	0.0020	ND
Cyanide	0.2	0.010	ND	0.010	ND	0.010	ND	0.010	ND	0.010	ND	0.010	ND	0.010	ND	0.010	ND	0.010	ND	0.010	ND
Fluoride	4.0	0.10	0.15	0.10	0.18	0.10	0.16	0.10	0.14	0.10	0.19	0.10	0.20	0.10	0.16	0.10	0.15	0.10	0.15	0.10	0.15
Iron	5.0	0.10	ND	0.10	ND	0.10	ND	0.10	ND	0.10	ND	0.10	ND	0.10	ND	0.10	ND	0.10	ND	0.10	ND
Lead	0.0075	0.00050	ND	0.00050	ND	0.00050	ND	0.00050	ND	0.00050	ND	0.00050	ND	0.00050	ND	0.00050	ND	0.00050	ND	0.00050	ND
Manganese	0.15	0.0025	0.022	0.0025	0.024	0.0025	0.086	0.0025	0.020	0.0025	0.076	0.0025	0.084	0.0025	0.079	0.0025	0.11	0.0025	0.10	0.0025	0.10
Mercury	0.002	0.00020	ND	0.00020	ND	0.00020	ND	0.00020	ND	0.00020	ND	0.00020	ND	0.00020	ND	0.00020	ND	0.00020	ND	0.00020	ND
Nickel	0.1	0.0020	ND	0.0020	ND	0.0020	ND	0.0020	ND	0.0020	ND	0.0020	ND	0.0020	ND	0.0020	ND	0.0020	ND	0.0020	ND
Nitrogen/Nitrate	10.0	0.10	5.9	0.10	13	0.10	9.3	0.10	11	0.10	0.74	0.10	1.0	0.10	5.9	0.10	5.7	0.10	4.4	0.10	4.4
Nitrogen/Nitrate, Nitrite	NA	0.50	5.9	1.0	13	1.0	9.3	2.0	11	0.10	0.74	0.10	1.0	0.50	5.9	0.50	5.7	0.50	4.4	0.50	4.4
Nitrogen/Nitrite	NA	0.020	ND	0.020	ND	0.020	ND	0.020	ND	0.020	ND	0.020	ND	0.020	ND	0.020	ND	0.020	ND	0.020	ND
Perchlorate	0.0049	0.0040	ND	0.0040	ND	0.0040	ND	0.0040	ND	0.0040	ND	0.0040	ND	0.0040	ND	0.0040	ND	0.0040	ND	0.0040	ND
Selenium	0.05	0.0025	0.0084	0.0025	0.0091	0.0025	0.014	0.0025	0.010	0.0025	0.0028	0.0025	ND	0.0025	0.0047	0.0025	0.0034	0.0025	0.0035	0.0025	0.0035
Silver	0.05	0.00050	ND	0.00050	ND	0.00050	ND	0.00050	ND	0.00050	ND	0.00050	ND	0.00050	ND	0.00050	ND	0.00050	ND	0.00050	ND
Sulfate	400.0	50	160	25	130	50	140	50	160	25	130	25	140	25	100	50	130	50	140	50	140
Thallium	0.002	0.0020	ND	0.0020	ND	0.0020	ND	0.0020	ND	0.0020	ND	0.0020	ND	0.0020	ND	0.0020	ND	0.0020	ND	0.0020	ND
Total Dissolved Solids	1,200	10	630	10	570	10	620	10	670	10	410	10	480	10	490	10	760	10	600	10	600
Vanadium	0.049	0.0050	ND	0.0050	ND	0.0050	ND	0.0050	ND	0.0050	ND	0.0050	ND	0.0050	ND	0.0050	ND	0.0050	ND	0.0050	ND
Zinc	5.0	0.020	ND	0.020	ND	0.020	ND	0.020	ND	0.020	ND	0.020	ND	0.020	ND	0.020	ND	0.020	ND	0.020	ND
Benzene	0.005	0.00050	ND	0.00050	ND	0.00050	ND	0.00050	ND	0.00050	0.00089	0.00050	ND	0.00050	ND	0.00050	ND	0.00050	ND	0.00050	ND
BETX	11.705	0.0025	ND	0.0025	ND	0.0025	ND	0.0025	ND	0.0025	0.00379	0.0025	0.00063	0.0025	ND	0.0025	ND	0.0025	ND	0.0025	ND
pH	6.5 - 9.0	NA	7.29	NA	7.53	NA	7.44	NA	7.35	NA	7.15	NA	7.34	NA	7.30	NA	7.32	NA	7.37	NA	7.37
Temperature	NA	NA	12.73	NA	11.65	NA	14.26	NA	18.58	NA	16.51	NA	10.02	NA	20.82	NA	22.91	NA	17.20	NA	17.20
Conductivity	NA	NA	1.05	NA	0.67	NA	0.79	NA	0.88	NA	0.67	NA	0.55	NA	0.76	NA	0.85	NA	0.70	NA	0.70
Dissolved Oxygen	NA	NA	1.52	NA	1.37	NA	2.20	NA	0.68	NA	1.42	NA	1.47	NA	4.29	NA	2.87	NA	4.07	NA	4.07
ORP	NA	NA	16.3	NA	25.0	NA	35.5	NA	-22.6	NA	72.9	NA	-37.1	NA	-54.3	NA	-76.3	NA	-40.5	NA	-40.5

Notes: Standards obtained from IAC, Title 35, Chapter I, Part 620, Subpart D, Section 620.410 - Groundwater Quality Standards for Class I: Potable Resource Groundwater
All values are in mg/L (ppm) unless otherwise noted.

DL - Detection limit
NA - Not Applicable
ND - Not Detected

* - Median Value
^ - Denotes instrument related QC exceeds the control limits
F1- MS and/or MSD Recovery outside of limits.

Temperature °C degrees Celsius
Conductivity ms/cm² millisiemens/centimeters
Dissolved Oxygen mg/L milligrams/liter
Oxygen Reduction Potential (ORP) mV millivolts

Electronic Filing: Received, Clerk's Office 11/14/2017

Sample: MW-10		Date		10/30/2014		2/23/2015		5/14/2015		8/18/2015		11/18/2015		2/24/2016		5/18/2016		8/19/2016		11/16/2016	
Parameter	Standards	DL	Result	DL	Result	DL	Result	DL	Result	DL	Result	DL	Result	DL	Result	DL	Result	DL	Result	DL	Result
Antimony	0.006	0.0030	ND	0.0030	ND	0.0030	ND	0.0030	ND	0.0030	ND	0.0030	ND	0.0030	ND	0.0030	ND	0.0030	ND	0.0030	ND
Arsenic	0.010	0.0010	ND	0.0010	ND	0.0010	0.0011	0.0010	ND	0.0010	ND	0.0010	0.0012	0.0010	ND	0.0010	ND	0.0010	ND	0.0010	ND
Barium	2.0	0.0025	0.13	0.0025	0.17	0.0025	0.23	0.0025	0.14	0.0025	0.17	0.0025	0.18	0.0025	0.25	0.0025	0.17	0.0025	0.17	0.0025	0.17
Beryllium	0.004	0.0010	ND	0.0010	ND	0.0010	ND	0.0010	ND	0.0010	ND	0.0010	ND	0.0010	ND	0.0010	ND	0.0010	ND	0.0010	ND
Boron	2.0	0.050	0.84	0.050	0.83	0.050	0.64	0.050	0.42	0.050	0.30	0.050	0.40	0.050	0.38	0.050	0.35	0.050	0.37	0.050	0.37
Cadmium	0.005	0.00050	ND	0.00050	ND	0.00050	ND	0.00050	ND	0.00050	ND	0.00050	ND	0.00050	ND	0.00050	ND	0.00050	ND	0.00050	ND
Chloride	200.0	2.0	62	2.0	22	2.0	52	2.0	55	2.0	53	2.0	48	2.0	44	2.0	44	2.0	44	2.0	44
Chromium	0.1	0.0050	ND	0.0050	ND	0.0050	ND	0.0050	ND	0.0050	ND	0.0050	ND	0.0050	ND	0.0050	ND	0.0050	ND	0.0050	ND
Cobalt	1.0	0.0010	0.0015	0.0010	0.0019	0.0010	0.0019	0.0010	0.0013	0.0010	0.0017	0.0010	0.0020	0.0010	0.0020	0.0010	0.0018	0.0010	0.0016	0.0010	0.0016
Copper	0.65	0.0020	ND	0.0020	ND	0.0020	ND	0.0020	ND	0.0020	ND	0.0020	ND	0.0020	ND	0.0020	ND	0.0020	ND	0.0020	ND
Cyanide	0.2	0.010	ND	0.010	ND	0.010	ND	0.010	ND	0.010	ND	0.010	ND	0.010	ND	0.010	ND	0.010	ND	0.010	ND
Fluoride	4.0	0.10	0.18	0.10	0.17	0.10	0.21	0.10	0.17	0.10	0.17	0.10	0.17	0.10	0.18	0.10	0.18	0.10	0.17	0.10	0.17
Iron	5.0	0.10	ND	0.10	0.22	0.10	0.34	0.10	ND	0.10	0.13	0.10	0.20	0.10	ND	0.10	0.15	0.10	ND	0.10	ND
Lead	0.0075	0.00050	ND	0.00050	ND	0.00050	ND	0.00050	ND	0.00050	ND	0.00050	ND	0.00050	ND	0.00050	ND	0.00050	ND	0.00050	ND
Manganese	0.15	0.0025	1.1	0.0025	1.3	0.0025	1.7	0.0025	0.94	0.0025	1.4	0.0025	1.6	0.0025	2.3	0.0025	1.4	0.0025	1.3	0.0025	1.3
Mercury	0.002	0.00020	ND	0.00020	ND	0.00020	ND	0.00020	ND	0.00020	ND	0.00020	ND	0.00020	ND	0.00020	ND	0.00020	ND	0.00020	ND
Nickel	0.1	0.0020	0.0028	0.0020	0.0045	0.0020	0.0049	0.0020	0.0024	0.0020	0.0030	0.0020	0.0046	0.0020	0.0045	0.0020	0.0034	0.0020	0.0027	0.0020	0.0027
Nitrogen/Nitrate	10.0	0.10	0.67	0.10	0.90	0.10	1.2	0.10	2.8	0.10	1.3	0.10	3.1	0.10	2.2	0.10	1.7	0.10	0.54	0.10	0.54
Nitrogen/Nitrate, Nitrite	NA	0.10	0.71	0.10	0.94	0.10	1.2	0.20	2.9	0.10	1.3	0.20	3.2	0.50	2.2	0.20	1.8	0.10	0.58	0.10	0.58
Nitrogen/Nitrite	NA	0.020	0.039	0.020	0.038	0.020	0.032	0.020	0.077	0.020	ND	0.020	0.056	0.020	0.025	0.020	0.051	0.020	0.043	0.020	0.043
Perchlorate	0.0049	0.0040	ND	0.0040	ND	0.0040	ND	0.0040	ND	0.0040	ND	0.0040	ND	0.0040	ND	0.0040	ND	0.0040	ND	0.0040	ND
Selenium	0.05	0.0025	0.0048	0.0025	0.0028	0.0025	0.0050	0.0025	0.0054	0.0025	0.0033	0.0025	0.0043	0.0025	0.0048	0.0025	0.0041	0.0025	0.0032	0.0025	0.0032
Silver	0.05	0.00050	ND	0.00050	ND	0.00050	ND	0.00050	ND	0.00050	ND	0.00050	ND	0.00050	ND	0.00050	ND	0.00050	ND	0.00050	ND
Sulfate	400.0	25	95	10	46	10	50	20	64	20	110	20	88	20	67	20	59	10	62	10	62
Thallium	0.002	0.0020	ND	0.0020	ND	0.0020	ND	0.0020	ND	0.0020	ND	0.0020	ND	0.0020	ND	0.0020	ND	0.0020	ND	0.0020	ND
Total Dissolved Solids	1,200	10	550	10	530	10	530	10	550	10	500	10	540	10	580	10	600	10	480	10	480
Vanadium	0.049	0.0050	ND	0.0050	ND	0.0050	ND	0.0050	ND	0.0050	ND	0.0050	ND	0.0050	ND	0.0050	ND	0.0050	ND	0.0050	ND
Zinc	5.0	0.020	ND	0.020	ND	0.020	ND	0.020	ND	0.020	ND	0.020	ND	0.020	ND	0.020	ND	0.020	ND	0.020	ND
Benzene	0.005	0.00050	ND	0.00050	ND	0.00050	ND	0.00050	ND	0.00050	ND	0.00050	ND	0.00050	ND	0.00050	ND	0.00050	ND	0.00050	ND
BETX	11.705	0.0025	ND	0.0025	ND	0.0025	0.00055	0.0025	0.00066	0.0025	0.0011	0.0025	ND	0.0025	0.0027	0.0025	ND	0.0025	ND	0.0025	ND
pH	6.5 - 9.0	NA	7.16	NA	7.36	NA	7.13	NA	7.46	NA	6.74	NA	6.71	NA	6.72	NA	6.69	NA	7.02	NA	7.02
Temperature	NA	NA	11.11	NA	5.22	NA	13.91	NA	23.06	NA	13.70	NA	7.22	NA	13.24	NA	17.04	NA	18.18	NA	18.18
Conductivity	NA	NA	1.04	NA	0.56	NA	0.70	NA	0.86	NA	0.67	NA	0.59	NA	0.70	NA	0.68	NA	0.64	NA	0.64
Dissolved Oxygen	NA	NA	0.64	NA	3.45	NA	0.88	NA	2.21	NA	2.01	NA	0.99	NA	1.62	NA	2.38	NA	2.51	NA	2.51
ORP	NA	NA	-86.1	NA	20.3	NA	-4.0	NA	-56.8	NA	70.3	NA	4.2	NA	30.6	NA	-76.5	NA	-20.3	NA	-20.3

Notes: Standards obtained from IAC, Title 35, Chapter I, Part 620, Subpart D, Section 620.410 - Groundwater Quality Standards for Class I: Potable Resource Groundwater
All values are in mg/L (ppm) unless otherwise noted.

DL - Detection limit
NA - Not Applicable
ND - Not Detected

* - Median Value
^ - Denotes instrument related QC exceeds the control limits
F1- MS and/or MSD Recovery outside of limits.

Temperature °C degrees Celsius
Conductivity ms/cm² millisiemens/centimeters
Dissolved Oxygen mg/L milligrams/liter
Oxygen Reduction Potential (ORP) mV millivolts

Electronic Filing: Received, Clerk's Office 11/14/2017

Sample: MW-11		Date		10/28/2014		2/24/2015		5/12/2015		8/19/2015		11/19/2015		2/26/2016		5/20/2016		8/17/2016		11/17/2016	
Parameter	Standards	DL	Result	DL	Result	DL	Result	DL	Result	DL	Result	DL	Result	DL	Result	DL	Result	DL	Result	DL	Result
Antimony	0.006	0.0030	ND	0.0030	ND	0.0030	ND	0.0030	ND	0.0030	ND	0.0030	ND	0.0030	ND	0.0030	ND	0.0030	ND	0.0030	ND
Arsenic	0.010	0.0010	0.045	0.0010	0.022	0.0010	0.052	0.0010	0.027	0.0010	0.015	0.0010	0.0097	0.0010	0.011	0.0010	0.015	0.0010	0.015	0.0010	0.0071
Barium	2.0	0.0025	0.19	0.0025	0.16	0.0025	0.16	0.0025	0.15	0.0025	0.15	0.0025	0.17	0.0025	0.21	0.0025	0.14	0.0025	0.14	0.0025	0.19
Beryllium	0.004	0.0010	ND	0.0010	ND	0.0010	ND	0.0010	ND	0.0010	ND	0.0010	ND	0.0010	ND	0.0010	ND	0.0010	ND	0.0010	ND
Boron	2.0	0.050	0.89	0.050	1.7	0.050	1.3	0.050	2.0	0.050	1.5	0.25	1.8	0.050	1.2	0.050	1.1	0.25	1.0	0.25	1.0
Cadmium	0.005	0.00050	ND	0.00050	ND	0.00050	ND	0.00050	ND	0.00050	ND	0.00050	ND	0.00050	ND	0.00050	ND	0.00050	ND	0.00050	ND
Chloride	200.0	10	91	2.0	66	2.0	65	2.0	60	2.0	60	10	120	10	130	10	83	10	83	10	130
Chromium	0.1	0.0050	ND	0.0050	ND	0.0050	ND	0.0050	ND	0.0050	ND	0.0050	ND	0.0050	ND	0.0050	ND	0.0050	ND	0.0050	ND
Cobalt	1.0	0.0010	0.0017	0.0010	0.0023	0.0010	0.0017	0.0010	0.0021	0.0010	0.0021	0.0010	0.0020	0.0010	0.0020	0.0010	0.0018	0.0010	0.0018	0.0010	0.0024
Copper	0.65	0.0020	ND	0.0020	ND	0.0020	ND	0.0020	ND	0.0020	ND	0.0020	ND	0.0020	ND	0.0020	ND	0.0020	ND	0.0020	ND
Cyanide	0.2	0.010	ND	0.010	ND	0.010	ND	0.010	ND	0.010	ND	0.010	ND	0.010	ND	0.010	ND	0.010	ND	0.010	ND
Fluoride	4.0	0.10	0.71	0.10	0.66	0.10	0.79	0.10	0.61	0.10	0.56	0.10	0.53	0.10	0.50	0.10	0.55	0.10	0.55	0.10	0.45
Iron	5.0	0.10	5.0	0.10	2.0	0.10	4.2	0.10	2.2	0.10	1.5	0.10	1.2	0.10	1.1	0.10	1.8	0.10	1.8	0.10	0.80
Lead	0.0075	0.00050	ND	0.00050	ND	0.00050	ND	0.00050	ND	0.00050	ND	0.00050	ND	0.00050	ND	0.00050	ND	0.00050	ND	0.00050	ND
Manganese	0.15	0.013	6.6	0.025	5.5	0.050	7.8	0.025	5.9	0.0025	4.1	0.0025	3.6	0.0025	3.9	0.0025	4.2	0.0025	4.2	0.0025	4.0
Mercury	0.002	0.00020	ND	0.00020	ND	0.00020	ND	0.00020	ND	0.00020	ND	0.00020	ND	0.00020	ND	0.00020	ND	0.00020	ND	0.00020	ND
Nickel	0.1	0.0020	0.0023	0.0020	0.0042	0.0020	ND	0.0020	0.0028	0.0020	0.0031	0.0020	0.0045	0.0020	0.0038	0.0020	0.0028	0.0020	0.0028	0.0020	0.0040
Nitrogen/Nitrate	10.0	0.10	ND	0.10	ND	0.10	0.52	0.10	0.20	0.10	ND	0.10	ND	0.10	ND	0.10	ND	0.10	ND	0.10	ND
Nitrogen/Nitrate, Nitrite	NA	0.10	ND^	0.10	ND	0.10	0.52	0.10	0.20	0.10	ND	0.10	ND	0.10	ND	0.10	ND	0.10	ND	0.10	ND
Nitrogen/Nitrite	NA	0.020	ND	0.020	ND	0.020	ND	0.020	ND	0.020	ND	0.020	ND	0.020	ND	0.020	ND	0.020	ND	0.020	ND
Perchlorate	0.0049	0.0040	ND	0.0040	ND	0.0040	ND	0.0040	ND	0.0040	ND	0.0040	ND	0.0040	ND	0.0040	ND	0.0040	ND	0.0040	ND
Selenium	0.05	0.0025	ND	0.0025	ND	0.0025	ND	0.0025	ND	0.0025	ND	0.0025	ND	0.0025	ND	0.0025	ND	0.0025	ND	0.0025	ND ^
Silver	0.05	0.00050	ND	0.00050	ND	0.00050	ND	0.00050	ND	0.00050	ND	0.00050	ND	0.00050	ND	0.00050	ND	0.00050	ND	0.00050	ND
Sulfate	400.0	50	200	25	120	20	130	50	150	50	210	50	260	50	280	50	210	100	390	100	390
Thallium	0.002	0.0020	ND	0.0020	ND	0.0020	ND	0.0020	ND	0.0020	ND	0.0020	ND	0.0020	ND	0.0020	ND	0.0020	ND	0.0020	ND
Total Dissolved Solids	1,200	10	790	10	700	10	710	10	750	10	630	10	890	10	950	10	920	10	920	10	1100
Vanadium	0.049	0.0050	ND	0.0050	ND	0.0050	ND	0.0050	ND	0.0050	ND	0.0050	ND	0.0050	ND	0.0050	ND	0.0050	ND	0.0050	ND
Zinc	5.0	0.020	ND	0.020	ND	0.020	ND	0.020	ND	0.020	ND	0.020	ND	0.020	ND	0.020	ND	0.020	ND	0.020	ND
Benzene	0.005	0.00050	ND	0.00050	ND	0.00050	ND	0.00050	ND	0.00050	0.0013	0.00050	ND	0.00050	ND	0.00050	ND	0.00050	ND	0.00050	ND
BETX	11.705	0.0025	ND	0.0025	ND	0.0025	ND	0.0025	0.00086	0.0025	0.0041	0.0025	0.00058	0.0025	0.0019	0.0025	ND	0.0025	ND	0.0025	0.00053
pH	6.5 - 9.0	NA	7.37	NA	7.55	NA	7.33	NA	7.25	NA	7.06	NA	7.25	NA	7.10	NA	7.08	NA	7.08	NA	7.21
Temperature	NA	NA	16.12	NA	10.59	NA	16.31	NA	20.65	NA	13.73	NA	11.18	NA	15.78	NA	24.68	NA	24.68	NA	21.29
Conductivity	NA	NA	1.34	NA	0.91	NA	1.17	NA	1.21	NA	0.95	NA	0.96	NA	1.13	NA	1.41	NA	1.41	NA	1.32
Dissolved Oxygen	NA	NA	0.71	NA	2.74	NA	1.62	NA	0.57	NA	0.85	NA	1.10	NA	2.65	NA	1.84	NA	1.84	NA	2.86
ORP	NA	NA	-126.3	NA	-110.5	NA	-146.8	NA	-115.3	NA	-40.7	NA	-100.5	NA	-123.5	NA	-115.7	NA	-115.7	NA	-93.7

Notes: Standards obtained from IAC, Title 35, Chapter I, Part 620, Subpart D, Section 620.410 - Groundwater Quality Standards for Class I: Potable Resource Groundwater
All values are in mg/L (ppm) unless otherwise noted.

DL - Detection limit
NA - Not Applicable
ND - Not Detected

* - Median Value
^ - Denotes instrument related QC exceeds the control limits
F1- MS and/or MSD Recovery outside of limits.

Temperature °C degrees Celsius
Conductivity ms/cm² millisiemens/centimeters
Dissolved Oxygen mg/L milligrams/liter
Oxygen Reduction Potential (ORP) mV millivolts

Electronic Filing: Received, Clerk's Office 11/14/2017

Sample: MW-12		Date		10/28/2014		2/24/2015		5/12/2015		8/19/2015		11/19/2015		2/26/2016		5/20/2016		8/18/2016		11/18/2016	
Parameter	Standards	DL	Result	DL	Result	DL	Result	DL	Result	DL	Result	DL	Result	DL	Result	DL	Result	DL	Result	DL	Result
Antimony	0.006	0.0030	ND	0.0030	ND	0.0030	ND	0.0030	ND	0.0030	ND	0.0030	ND	0.0030	ND	0.0030	ND	0.0030	ND	0.0030	ND
Arsenic	0.010	0.0010	0.0019	0.0010	ND	0.0010	0.0034	0.0010	0.0025	0.0010	0.0033	0.0010	0.0020	0.0010	0.0045 F1	0.0010	0.0038	0.0010	0.013	0.0010	0.013
Barium	2.0	0.0025	0.063	0.0025	0.070	0.0025	0.071	0.0025	0.083	0.0025	0.091	0.0025	0.060	0.0025	0.094	0.0025	0.092	0.0025	0.096	0.0025	0.096
Beryllium	0.004	0.0010	ND	0.0010	ND	0.0010	ND	0.0010	ND	0.0010	ND	0.0010	ND	0.0010	ND	0.0010	ND	0.0010	ND	0.0010	ND
Boron	2.0	0.050	0.59	0.050	0.58	0.050	0.59	0.050	1.5	0.050	0.94	0.050	0.57	0.050	0.50	0.050	0.75	0.10	0.81	0.10	0.81
Cadmium	0.005	0.00050	ND	0.00050	ND	0.00050	ND	0.00050	ND	0.00050	ND	0.00050	ND	0.00050	ND	0.00050	ND	0.00050	ND	0.00050	ND
Chloride	200.0	10	200	10	210	10	230	10	220	10	220	10	210	10	200 F1	10	210	10	180	10	180
Chromium	0.1	0.0050	ND	0.0050	ND	0.0050	ND	0.0050	ND	0.0050	ND	0.0050	ND	0.0050	ND	0.0050	ND	0.0050	ND	0.0050	ND
Cobalt	1.0	0.0010	ND	0.0010	ND	0.0010	ND	0.0010	ND	0.0010	ND	0.0010	ND	0.0010	ND	0.0010	ND	0.0010	ND	0.0010	ND
Copper	0.65	0.0020	ND	0.0020	ND	0.0020	ND	0.0020	ND	0.0020	ND	0.0020	ND	0.0020	ND	0.0020	ND	0.0020	ND	0.0020	ND
Cyanide	0.2	0.010	ND	0.010	ND	0.010	ND	0.010	ND	0.010	ND	0.010	ND	0.010	ND	0.010	ND	0.010	ND	0.010	ND
Fluoride	4.0	0.10	0.54	0.10	0.58	0.10	0.52	0.10	0.59	0.10	0.58	0.10	0.41	0.10	0.48	0.10	0.53	0.10	0.53	0.10	0.53
Iron	5.0	0.10	0.33	0.10	1.7	0.10	0.48	0.10	2.2	0.10	0.61	0.10	0.88	0.10	1.2	0.10	1.5	0.10	2.2	0.10	2.2
Lead	0.0075	0.00050	ND	0.00050	ND	0.00050	ND	0.00050	ND	0.00050	ND	0.00050	ND	0.00050	ND	0.00050	ND	0.00050	ND	0.00050	ND
Manganese	0.15	0.0025	1.2	0.0025	0.17	0.0025	0.63	0.0025	0.16	0.0025	1.2	0.0025	0.065	0.0025	0.51	0.0025	1.0	0.0025	0.96	0.0025	0.96
Mercury	0.002	0.00020	ND	0.00020	ND	0.00020	ND	0.00020	ND	0.00020	ND	0.00020	ND	0.00020	ND	0.00020	ND	0.00020	ND	0.00020	ND
Nickel	0.1	0.0020	0.0031	0.0020	0.0031	0.0020	0.0022	0.0020	0.0020	0.0020	0.0023	0.0020	0.0020	0.0020	ND	0.0020	0.0037	0.0020	ND	0.0020	ND
Nitrogen/Nitrate	10.0	0.10	ND	0.10	ND	0.10	ND	0.10	ND	0.10	ND	0.10	ND	0.10	ND	0.10	ND	0.10	ND	0.10	ND
Nitrogen/Nitrate, Nitrite	NA	0.10	ND^	0.10	ND	0.10	ND	0.10	ND	0.10	ND	0.10	ND	0.10	ND	0.10	0.31	0.10	ND	0.10	ND
Nitrogen/Nitrite	NA	0.020	ND	0.020	ND	0.020	ND	0.020	ND	0.020	0.024	0.020	ND	0.020	ND	0.040	0.22	0.020	ND	0.020	ND
Perchlorate	0.0049	0.0040	ND	0.0040	ND	0.0040	ND	0.0040	ND	0.0040	ND	0.0040	ND	0.0040	ND	0.0040	ND	0.0040	ND	0.0040	ND
Selenium	0.05	0.0025	ND	0.0025	ND	0.0025	ND	0.0025	ND	0.0025	ND	0.0025	ND	0.0025	ND F1	0.0025	ND	0.0025	ND ^	0.0025	ND ^
Silver	0.05	0.00050	ND	0.00050	ND	0.00050	ND	0.00050	ND	0.00050	ND	0.00050	ND	0.00050	ND	0.00050	ND	0.00050	ND	0.00050	ND
Sulfate	400.0	100	420	100	450	100	530	100	390	100	750	100	580	100	570	100	600	100	300	100	300
Thallium	0.002	0.0020	ND	0.0020	ND	0.0020	ND	0.0020	ND	0.0020	ND	0.0020	ND	0.0020	ND	0.0020	ND	0.0020	ND	0.0020	ND
Total Dissolved Solids	1,200	10	1000	10	1300	10	1400	10	1300	10	1400	10	1300	10	1300	10	1700	10	1300	10	1300
Vanadium	0.049	0.0050	ND	0.0050	ND	0.0050	ND	0.0050	ND	0.0050	ND	0.0050	ND	0.0050	ND	0.0050	ND	0.0050	ND	0.0050	ND
Zinc	5.0	0.020	ND	0.020	ND	0.020	ND	0.020	ND	0.020	ND	0.020	ND	0.020	ND	0.020	ND	0.020	ND	0.020	ND
Benzene	0.005	0.00050	ND	0.00050	ND	0.00050	ND	0.00050	ND	0.00050	0.0013	0.00050	ND	0.00050	ND	0.00050	ND	0.00050	ND	0.00050	ND
BETX	11.705	0.0025	ND	0.0025	ND	0.0025	ND	0.0025	ND	0.0025	0.0061	0.0025	ND	0.0025	ND	0.0025	ND	0.0025	ND	0.0025	ND
pH	6.5 - 9.0	NA	7.33	NA	7.61	NA	7.49	NA	7.43	NA	7.12	NA	7.96	NA	7.28	NA	7.06	NA	7.34	NA	7.34
Temperature	NA	NA	16.37	NA	6.11	NA	18.19	NA	19.48	NA	14.85	NA	9.04	NA	15.14	NA	24.40	NA	17.01	NA	17.01
Conductivity	NA	NA	1.55	NA	1.24	NA	1.76	NA	1.74	NA	1.59	NA	1.29	NA	1.55	NA	1.91	NA	1.39	NA	1.39
Dissolved Oxygen	NA	NA	0.36	NA	1.29	NA	1.87	NA	1.13	NA	1.49	NA	1.31	NA	2.73	NA	2.81	NA	1.51	NA	1.51
ORP	NA	NA	6.0	NA	-80.6	NA	-55.7	NA	-109.9	NA	36.6	NA	-134	NA	-91.4	NA	8.9	NA	-110.1	NA	-110.1

Notes: Standards obtained from IAC, Title 35, Chapter I, Part 620, Subpart D, Section 620.410 - Groundwater Quality Standards for Class I: Potable Resource Groundwater
All values are in mg/L (ppm) unless otherwise noted.

DL - Detection limit
NA - Not Applicable
ND - Not Detected

* - Median Value
^ - Denotes instrument related QC exceeds the control limits
F1- MS and/or MSD Recovery outside of limits.

Temperature °C degrees Celsius
Conductivity ms/cm² millisiemens/centimeters
Dissolved Oxygen mg/L milligrams/liter
Oxygen Reduction Potential (ORP) mV millivolts

Electronic Filing: Received, Clerk's Office 11/14/2017

Sample: MW-13		Date		10/29/2014		2/26/2015		5/13/2015		8/19/2015		11/19/2015		2/24/2016		5/19/2016		8/18/2016		11/17/2016	
Parameter	Standards	DL	Result	DL	Result	DL	Result	DL	Result	DL	Result	DL	Result	DL	Result	DL	Result	DL	Result	DL	Result
Antimony	0.006	0.0030	ND	0.0030	ND	0.0030	ND	0.0030	ND	0.0030	ND	0.0030	ND	0.0030	ND	0.0030	ND	0.0030	ND	0.0030	ND
Arsenic	0.010	0.0010	0.028	0.0010	0.028	0.0010	0.033	0.0010	0.030	0.0010	0.027	0.0010	0.027	0.0010	0.033	0.0010	0.027	0.0010	0.028	0.0010	0.028
Barium	2.0	0.0025	0.24	0.0025	0.24	0.0025	0.27	0.0025	0.25	0.0025	0.14	0.0025	0.23	0.0025	0.12	0.0025	0.23	0.0025	0.094	0.0025	0.094
Beryllium	0.004	0.0010	ND	0.0010	ND	0.0010	ND	0.0050	ND	0.0010	ND	0.0010	ND	0.0010	ND	0.0010	ND	0.0010	ND	0.0010	ND
Boron	2.0	0.050	2.2	0.25	3.5	0.50	3.8	0.25	3.6	0.050	3.2	0.50	3.7	0.050	2.9	0.050	3.0	0.50	3.7	0.050	3.7
Cadmium	0.005	0.00050	ND	0.00050	ND	0.00050	ND	0.00050	ND	0.00050	ND	0.00050	ND	0.00050	ND	0.00050	ND	0.00050	ND	0.00050	ND
Chloride	200.0	10	180	10	180	10	180	10	190	10	170 F1	10	180	10	170	10	180	10	160	10	160
Chromium	0.1	0.0050	ND	0.0050	ND	0.010	ND	0.0050	ND	0.0050	ND	0.0050	ND	0.0050	ND	0.0050	ND	0.0050	ND	0.0050	ND
Cobalt	1.0	0.0010	ND	0.0010	ND	0.0010	ND	0.0010	ND	0.0010	ND	0.0010	ND	0.0010	ND	0.0010	ND	0.0010	ND	0.0010	ND
Copper	0.65	0.0020	ND	0.0020	ND	0.0020	ND	0.0020	ND	0.0020	ND	0.0020	ND	0.0020	ND	0.0020	ND	0.0020	ND	0.0020	ND
Cyanide	0.2	0.010	ND	0.010	ND	0.010	ND	0.010	ND	0.010	ND	0.010	ND	0.010	ND	0.010	ND	0.010	ND	0.010	ND
Fluoride	4.0	0.10	0.40	0.10	0.37	0.10	0.39	0.10	0.34	0.10	0.37	0.10	0.38	0.10	0.36	0.10	0.35	0.10	0.34	0.10	0.34
Iron	5.0	0.10	0.98	0.10	0.69	0.10	0.92	0.10	1.0	0.10	0.85	0.10	1.0	0.10	0.88	0.10	1.0	0.10	0.96	0.10	0.96
Lead	0.0075	0.00050	ND	0.00050	ND	0.00050	ND	0.00050	ND	0.00050	ND	0.00050	ND	0.00050	ND	0.00050	ND	0.00050	ND	0.00050	ND
Manganese	0.15	0.0025	3.8	0.0025	3.8	0.0025	3.9	0.025	4.7	0.0025	4.3	0.0025	4.5	0.0025	4.4	0.0025	4.9	0.0025	5.0	0.0025	5.0
Mercury	0.002	0.00020	ND	0.00020	ND	0.00020	ND	0.00020	ND	0.00020	ND	0.00020	ND	0.00020	ND	0.00020	ND	0.00020	ND	0.00020	ND
Nickel	0.1	0.0020	0.0020	0.0020	0.0040	0.0020	ND	0.0020	ND	0.0020	ND	0.0020	0.0035	0.0020	ND	0.0020	ND	0.0020	ND	0.0020	ND
Nitrogen/Nitrate	10.0	0.10	ND	0.10	ND	0.10	ND	0.10	ND	0.10	ND	0.10	ND	0.10	ND	0.10	ND	0.10	ND	0.10	ND
Nitrogen/Nitrate, Nitrite	NA	0.10	ND	0.10	ND	0.10	ND	0.10	ND	0.10	ND	0.10	ND	0.10	ND	0.10	ND	0.10	ND	0.10	ND
Nitrogen/Nitrite	NA	0.020	ND	0.020	ND	0.020	ND	0.020	ND	0.020	ND	0.020	ND	0.020	ND	0.020	ND	0.020	ND	0.020	ND
Perchlorate	0.0049	0.0040	ND	0.0040	ND	0.0040	ND	0.0040	ND	0.0040	ND	0.0040	ND	0.0040	ND	0.0040	ND	0.0040	ND	0.0040	ND
Selenium	0.05	0.0025	0.0045	0.0025	ND	0.0025	0.012	0.0025	0.0066	0.0025	0.0031	0.0025	0.0036	0.0025	0.011	0.0025	0.0043	0.0025	ND	0.0025	ND
Silver	0.05	0.00050	ND	0.00050	ND	0.00050	ND	0.00050	ND	0.00050	ND	0.00050	ND	0.00050	ND	0.00050	ND	0.00050	ND	0.00050	ND
Sulfate	400.0	250	1400	250	1000	250	1100	250	1300	250	1700	500	1300	500	1200	500	1500	500	1700	500	1700
Thallium	0.002	0.0020	ND	0.0020	ND	0.0020	ND	0.0020	ND	0.0020	ND	0.0020	ND	0.0020	ND	0.0020	ND	0.0020	ND	0.0020	ND
Total Dissolved Solids	1,200	10	2200	10	2300	10	2600	10	2500	10	2400	10	2600	10	2800	10	3300	10	3400	10	3400
Vanadium	0.049	0.0050	ND	0.0050	ND	0.0050	ND	0.0050	ND	0.0050	ND	0.0050	ND	0.0050	ND	0.0050	ND	0.0050	ND	0.0050	ND
Zinc	5.0	0.020	ND	0.020	ND	0.020	ND	0.020	ND	0.020	ND	0.020	ND	0.020	ND	0.020	ND	0.020	ND	0.020	ND
Benzene	0.005	0.00050	ND	0.00050	ND	0.00050	ND	0.00050	ND	0.00050	0.001	0.00050	ND	0.00050	ND	0.00050	ND	0.00050	ND	0.00050	ND
BETX	11.705	0.0025	ND	0.0025	ND	0.0025	ND	0.0025	ND	0.0025	0.0033	0.0025	ND	0.0025	0.00069	0.0025	ND	0.0025	ND	0.0025	ND
pH	6.5 - 9.0	NA	7.72	NA	8.20	NA	7.99	NA	8.03	NA	7.57	NA	7.67	NA	7.60	NA	7.53	NA	7.65	NA	7.65
Temperature	NA	NA	13.90	NA	9.51	NA	16.67	NA	19.27	NA	12.62	NA	9.43	NA	17.47	NA	25.95	NA	20.32	NA	20.32
Conductivity	NA	NA	3.41	NA	2.11	NA	2.78	NA	2.91	NA	2.36	NA	2.21	NA	2.81	NA	3.48	NA	3.12	NA	3.12
Dissolved Oxygen	NA	NA	0.84	NA	1.60	NA	1.10	NA	1.20	NA	0.96	NA	1.56	NA	1.02	NA	1.79	NA	1.13	NA	1.13
ORP	NA	NA	-140.4	NA	-161.4	NA	-175.5	NA	-153.2	NA	-76.2	NA	-137.5	NA	-147.5	NA	-195.8	NA	-81.0	NA	-81.0

Notes: Standards obtained from IAC, Title 35, Chapter I, Part 620, Subpart D, Section 620.410 - Groundwater Quality Standards for Class I: Potable Resource Groundwater
All values are in mg/L (ppm) unless otherwise noted.

DL - Detection limit
NA - Not Applicable
ND - Not Detected

* - Median Value
^ - Denotes instrument related QC exceeds the control limits
F1- MS and/or MSD Recovery outside of limits.

Temperature °C degrees Celsius
Conductivity ms/cm² millisiemens/centimeters
Dissolved Oxygen mg/L milligrams/liter
Oxygen Reduction Potential (ORP) mV millivolts

Electronic Filing: Received, Clerk's Office 11/14/2017

Sample: MW-14		Date		10/29/2014		2/26/2015		5/13/2015		8/19/2015		11/18/2015		2/24/2016		5/19/2016		8/18/2016		11/17/2016	
Parameter	Standards	DL	Result	DL	Result	DL	Result	DL	Result	DL	Result	DL	Result	DL	Result	DL	Result	DL	Result	DL	Result
Antimony	0.006	0.0030	ND	0.0030	ND	0.0030	ND	0.0030	ND	0.0030	ND	0.0030	ND	0.0030	ND	0.0030	ND	0.0030	ND	0.0030	ND
Arsenic	0.010	0.0010	0.0063	0.0010	0.0011	0.0010	0.0017	0.0010	0.0020	0.0010	0.0023	0.0010	0.0024	0.0010	0.0027	0.0010	0.0013	0.0010	0.0010	0.0010	ND
Barium	2.0	0.0025	0.045	0.0025	0.050	0.0025	0.042	0.0025	0.069	0.0025	0.053	0.0025	0.050	0.0025	0.050	0.0025	0.055	0.0025	0.065	0.0025	0.065
Beryllium	0.004	0.0010	ND	0.0010	ND	0.0010	ND	0.0010	ND	0.0010	ND	0.0010	ND	0.0010	ND	0.0010	ND	0.0010	ND	0.0010	ND
Boron	2.0	0.50	2.2	0.25	2.2	0.25	1.7	0.050	1.9	0.050	2.5	0.050	2.3	0.050	2.2	0.050	1.5	0.25	1.8	0.25	1.8
Cadmium	0.005	0.00050	ND	0.00050	ND	0.00050	0.00056	0.00050	0.00070	0.00050	0.00051	0.00050	ND	0.00050	ND	0.00050	ND	0.00050	0.00050	0.00050	0.00082
Chloride	200.0	10	180	10	180	10	180	10	150	10	160	10	130	10	140	10	160	10	170	10	170
Chromium	0.1	0.0050	ND	0.0050	ND	0.010	ND	0.0050	ND	0.0050	ND	0.0050	ND	0.0050	ND	0.0050	ND	0.0050	ND	0.0050	ND
Cobalt	1.0	0.0010	ND	0.0010	ND	0.0010	ND	0.0010	ND	0.0010	ND	0.0010	ND	0.0010	ND	0.0010	ND	0.0010	ND	0.0010	ND
Copper	0.65	0.0020	ND	0.0020	ND	0.0020	ND	0.0020	ND	0.0020	ND	0.0020	ND	0.0020	ND	0.0020	ND	0.0020	ND	0.0020	ND
Cyanide	0.2	0.010	ND	0.010	ND	0.010	ND	0.010	ND	0.010	ND	0.010	ND	0.010	ND	0.010	ND	0.010	ND	0.010	ND
Fluoride	4.0	0.10	0.94	0.10	0.76	0.10	0.98	0.10	1.1	0.10	1.1	0.10	1.1	0.10	1.0	0.10	0.96	0.10	0.96	0.10	0.96
Iron	5.0	0.10	5.3	0.10	0.17	0.10	ND	0.10	ND	0.10	ND	0.10	ND	0.10	ND	0.10	ND	0.10	ND	0.10	0.18
Lead	0.0075	0.00050	0.00078	0.00050	ND	0.00050	ND	0.00050	ND	0.00050	ND	0.00050	ND	0.00050	ND	0.00050	ND	0.00050	ND	0.00050	ND
Manganese	0.15	0.0025	1.3	0.0025	0.15	0.0025	0.073	0.0025	0.32	0.0025	1.2	0.0025	0.070	0.0025	0.25	0.0025	0.26	0.0025	0.81	0.0025	0.81
Mercury	0.002	0.00020	ND	0.00020	ND	0.00020	ND	0.00020	ND	0.00020	ND	0.00020	ND	0.00020	ND	0.00020	ND	0.00020	ND	0.00020	ND
Nickel	0.1	0.0020	0.0030	0.0020	0.0045	0.0020	0.0036	0.0020	0.0043	0.0020	0.0030	0.0020	0.0035	0.0020	ND	0.0020	0.0029	0.0020	0.0038	0.0020	0.0038
Nitrogen/Nitrate	10.0	0.10	ND	0.10	0.24	0.10	2.4	0.10	ND	0.10	ND	0.10	ND	0.10	0.11	0.10	0.35	0.10	ND	0.10	ND
Nitrogen/Nitrate, Nitrite	NA	0.10	ND	0.10	0.24	0.20	2.4	0.10	ND	0.10	ND	0.10	ND	0.10	0.11	0.10	0.35	0.10	ND	0.10	ND
Nitrogen/Nitrite	NA	0.020	ND	0.020	ND	0.020	ND	0.020	ND	0.020	ND	0.020	ND	0.020	ND	0.020	ND	0.020	ND	0.020	ND
Perchlorate	0.0049	0.0040	ND	0.0040	ND	0.0040	ND	0.0040	ND	0.0040	ND	0.0040	ND	0.0040	ND	0.0040	ND	0.0040	ND	0.0040	ND
Selenium	0.05	0.0025	ND	0.0025	0.023	0.0025	0.042	0.0025	ND	0.0025	ND	0.0025	0.0035	0.0025	0.0076	0.0025	0.023	0.0025	ND ^	0.0025	ND ^
Silver	0.05	0.00050	ND	0.00050	ND	0.00050	ND	0.00050	ND	0.00050	ND	0.00050	ND	0.00050	ND	0.00050	ND	0.00050	ND	0.00050	ND
Sulfate	400.0	250	1300	250	850	250	1200	250	1000	500	1200	250	730	250	650	250	1000	250	1200	250	1200
Thallium	0.002	0.0020	ND	0.0020	ND	0.0020	0.0044	0.0020	0.0065	0.0020	0.0033	0.0020	0.0043	0.0020	0.0028	0.0020	0.0041	0.0020	0.0048	0.0020	0.0048
Total Dissolved Solids	1,200	10	2200	10	2200	13	2700	10	2400	10	2300	10	1800	10	1800	10	2300	10	2900	10	2900
Vanadium	0.049	0.0050	ND	0.0050	ND	0.0050	ND	0.0050	ND	0.0050	ND	0.0050	ND	0.0050	ND	0.0050	ND	0.0050	ND	0.0050	ND
Zinc	5.0	0.020	ND	0.020	ND	0.020	ND	0.020	ND	0.020	ND	0.020	ND	0.020	ND	0.020	ND	0.020	ND	0.020	ND
Benzene	0.005	0.00050	ND	0.00050	ND	0.00050	ND	0.00050	ND	0.00050	0.0021	0.00050	ND	0.00050	ND	0.00050	ND	0.00050	ND	0.00050	ND
BETX	11.705	0.0025	ND	0.0025	ND	0.0025	ND	0.0025	0.00069	0.0025	0.0061	0.0025	ND	0.0025	ND	0.0025	ND	0.0025	ND	0.0025	ND
pH	6.5 - 9.0	NA	7.31	NA	7.28	NA	7.04	NA	7.30	NA	7.03	NA	7.05	NA	7.03	NA	6.78	NA	6.80	NA	6.80
Temperature	NA	NA	14.66	NA	6.67	NA	16.35	NA	21.01	NA	17.89	NA	10.84	NA	16.54	NA	22.91	NA	17.82	NA	17.82
Conductivity	NA	NA	3.49	NA	1.89	NA	2.98	NA	2.90	NA	2.62	NA	1.81	NA	2.02	NA	2.53	NA	2.86	NA	2.86
Dissolved Oxygen	NA	NA	0.66	NA	4.11	NA	1.03	NA	1.15	NA	0.59	NA	2.50	NA	2.16	NA	3.44	NA	1.49	NA	1.49
ORP	NA	NA	-105.4	NA	52.4	NA	9.8	NA	-30.6	NA	67.6	NA	-8.6	NA	-13.5	NA	-128.8	NA	5.1	NA	5.1

Notes: Standards obtained from IAC, Title 35, Chapter I, Part 620, Subpart D, Section 620.410 - Groundwater Quality Standards for Class I: Potable Resource Groundwater
All values are in mg/L (ppm) unless otherwise noted.

DL - Detection limit
NA - Not Applicable
ND - Not Detected

* - Median Value
^ - Denotes instrument related QC exceeds the control limits
F1- MS and/or MSD Recovery outside of limits.

Temperature °C degrees Celsius
Conductivity ms/cm² millisiemens/centimeters
Dissolved Oxygen mg/L milligrams/liter
Oxygen Reduction Potential (ORP) mV millivolts

Electronic Filing: Received, Clerk's Office 11/14/2017

Sample: MW-15		Date		10/28/2014		2/26/2015		5/14/2015		8/19/2015		11/18/2015		2/25/2016		5/19/2016		8/18/2016		11/17/2016	
Parameter	Standards	DL	Result	DL	Result	DL	Result	DL	Result	DL	Result	DL	Result	DL	Result	DL	Result	DL	Result	DL	Result
Antimony	0.006	0.0030	ND	0.0030	ND	0.0030	ND	0.0030	ND	0.0030	ND	0.0030	ND	0.0030	ND	0.0030	ND	0.0030	ND	0.0030	ND
Arsenic	0.010	0.0010	0.0059	0.0010	0.0017	0.0010	0.0024	0.0010	0.0020	0.0010	0.0032	0.0010	0.0019	0.0010	0.0019	0.0010	0.0018	0.0010	0.0018	0.0010	0.0011
Barium	2.0	0.0025	0.14	0.0025	0.10	0.0025	0.12	0.0025	0.070	0.0025	0.083	0.0025	0.059	0.0025	0.078	0.0025	0.045	0.0025	0.045	0.0025	0.053
Beryllium	0.004	0.0010	ND	0.0010	ND	0.0010	ND	0.0010	ND	0.0010	ND	0.0010	ND	0.0010	ND	0.0010	ND	0.0010	ND	0.0010	ND
Boron	2.0	0.050	0.74	0.25	1.1	0.25	1.4	0.050	1.9	0.050	1.5	0.25	2.4	0.050	1.9	0.050	1.8	0.25	1.8	0.25	2.0
Cadmium	0.005	0.00050	ND	0.00050	ND	0.00050	ND	0.00050	ND	0.00050	ND	0.00050	ND	0.00050	ND	0.00050	ND	0.00050	ND	0.00050	ND
Chloride	200.0	10	230	10	240	10	230	10	110	10	200	10	110	10	230	10	170	10	170	10	180
Chromium	0.1	0.0050	ND	0.0050	ND	0.0050	ND	0.0050	ND	0.0050	ND	0.0050	ND	0.0050	ND	0.0050	ND	0.0050	ND	0.0050	ND
Cobalt	1.0	0.0010	ND	0.0010	ND	0.0010	ND	0.0010	ND	0.0010	ND	0.0010	ND	0.0010	ND	0.0010	ND	0.0010	ND	0.0010	ND
Copper	0.65	0.0020	ND	0.0020	ND	0.0020	ND	0.0020	ND	0.0020	ND	0.0020	ND	0.0020	ND	0.0020	ND	0.0020	ND	0.0020	ND
Cyanide	0.2	0.010	ND	0.010	ND	0.010	ND	0.010	ND	0.010	ND	0.010	ND	0.010	ND	0.010	ND	0.010	ND	0.010	ND
Fluoride	4.0	0.10	0.71	0.10	0.64	0.10	0.47	0.10	0.57	0.10	0.52	0.10	0.63	0.10	0.52	0.10	0.56	0.10	0.56	0.10	0.53
Iron	5.0	0.10	2.1	0.10	0.28	0.10	0.44	0.10	0.17	0.10	1.8	0.10	0.11	0.10	0.64	0.10	0.81	0.10	0.81	0.10	0.22
Lead	0.0075	0.00050	ND	0.00050	ND	0.00050	ND	0.00050	ND	0.00050	ND	0.00050	ND	0.00050	ND	0.00050	ND	0.00050	ND	0.00050	ND
Manganese	0.15	0.0025	0.87	0.0025	0.40	0.0025	0.42	0.0025	0.18	0.0025	1.3	0.0025	0.095	0.0025	0.59	0.0025	0.52	0.0025	0.52	0.0025	0.19
Mercury	0.002	0.00020	ND	0.00020	ND	0.00020	ND	0.00020	ND	0.00020	ND	0.00020	ND	0.00020	ND	0.00020	ND	0.00020	ND	0.00020	ND
Nickel	0.1	0.0020	0.0037	0.0020	0.0090	0.0020	0.010	0.0020	0.0057	0.0020	0.0082	0.0020	0.0076	0.0020	0.0089	0.0020	0.0055	0.0020	0.0055	0.0020	0.0063
Nitrogen/Nitrate	10.0	0.10	ND	0.10	0.18	0.10	0.10	0.10	0.34	0.10	ND	0.10	2.0	0.10	ND	0.10	ND	0.10	ND	0.10	0.17
Nitrogen/Nitrate, Nitrite	NA	0.10	ND^	0.10	0.18	0.10	0.10	0.10	0.34	0.10	ND	0.10	2.0	0.10	ND	0.10	ND	0.10	ND	0.10	0.17
Nitrogen/Nitrite	NA	0.020	ND	0.020	ND	0.020	ND	0.020	ND	0.020	ND	0.020	ND	0.020	ND	0.020	ND	0.020	ND	0.020	ND
Perchlorate	0.0049	0.0040	ND	0.0040	ND	0.0040	ND	0.0040	ND F1	0.0040	ND	0.0040	ND	0.0040	ND	0.0040	ND	0.0040	ND	0.0040	ND
Selenium	0.05	0.0025	0.0030	0.0025	0.068	0.0025	0.051	0.0025	0.013	0.0025	0.0080	0.0025	0.042	0.0025	0.015	0.0025	ND	0.0025	ND	0.0025	0.017
Silver	0.05	0.00050	ND	0.00050	ND	0.00050	ND	0.00050	ND	0.00050	ND	0.00050	ND	0.00050	ND	0.00050	ND	0.00050	ND	0.00050	ND
Sulfate	400.0	100	660	100	460	250	930	250	640	250	1500	250	670	500	1100	100	620	130	620	130	570
Thallium	0.002	0.0020	ND	0.0020	ND	0.0020	ND	0.0020	ND	0.0020	ND	0.0020	ND	0.0020	ND	0.0020	ND	0.0020	ND	0.0020	ND
Total Dissolved Solids	1,200	10	1600	10	1400	10	2500	10	1900	10	2400	10	1600	10	2800	10	1900	10	1900	10	1900
Vanadium	0.049	0.0050	ND	0.0050	ND	0.0050	ND	0.0050	ND	0.0050	ND	0.0050	ND	0.0050	ND	0.0050	ND	0.0050	ND	0.0050	ND
Zinc	5.0	0.020	ND	0.020	ND	0.020	ND	0.020	ND	0.020	ND	0.020	ND	0.020	ND	0.020	ND	0.020	ND	0.020	ND
Benzene	0.005	0.00050	ND	0.00050	ND	0.00050	ND	0.00050	ND	0.00050	ND	0.00050	ND	0.00050	ND	0.00050	ND	0.00050	ND	0.00050	ND
BETX	11.705	0.0025	ND	0.0025	ND	0.0025	ND	0.0025	0.00073	0.0025	ND	0.0025	0.00054	0.0025	ND	0.0025	ND	0.0025	ND	0.0025	ND
pH	6.5 - 9.0	NA	7.36	NA	7.53	NA	7.05	NA	7.07	NA	6.55	NA	6.84	NA	6.83	NA	6.96	NA	6.96	NA	6.91
Temperature	NA	NA	17.05	NA	7.93	NA	15.57	NA	19.19	NA	15.04	NA	11.00	NA	18.10	NA	23.69	NA	23.69	NA	18.29
Conductivity	NA	NA	2.26	NA	1.41	NA	2.67	NA	2.45	NA	2.55	NA	1.73	NA	2.89	NA	2.52	NA	2.52	NA	2.05
Dissolved Oxygen	NA	NA	0.45	NA	1.36	NA	0.83	NA	1.51	NA	0.70	NA	1.36	NA	2.53	NA	1.76	NA	1.76	NA	3.28
ORP	NA	NA	-84.6	NA	-34.4	NA	-25.7	NA	-29.2	NA	31.9	NA	22.8	NA	-0.2	NA	-60.6	NA	-60.6	NA	-27.3

Notes: Standards obtained from IAC, Title 35, Chapter I, Part 620, Subpart D, Section 620.410 - Groundwater Quality Standards for Class I: Potable Resource Groundwater
All values are in mg/L (ppm) unless otherwise noted.

DL - Detection limit
NA - Not Applicable
ND - Not Detected

* - Median Value
^ - Denotes instrument related QC exceeds the control limits
F1- MS and/or MSD Recovery outside of limits.

Temperature °C degrees Celsius
Conductivity ms/cm² millisiemens/centimeters
Dissolved Oxygen mg/L milligrams/liter
Oxygen Reduction Potential (ORP) mV millivolts

Electronic Filing: Received, Clerk's Office 11/14/2017

Sample: MW-16		Date		10/30/2014		2/24/2015		5/12/2015		8/18/2015		11/16/2015		2/24/2016		5/16/2016		8/19/2016		11/16/2016	
Parameter	Standards	DL	Result	DL	Result	DL	Result	DL	Result	DL	Result	DL	Result	DL	Result	DL	Result	DL	Result	DL	Result
Antimony	0.006	0.0030	ND	0.0030	ND	0.0030	ND	0.0030	ND	0.0030	ND	0.0030	ND	0.0030	ND	0.0030	ND	0.0030	ND	0.0030	ND
Arsenic	0.010	0.0010	ND	0.0010	ND	0.0010	ND	0.0010	ND	0.0010	ND	0.0010	ND	0.0010	ND	0.0010	ND	0.0010	ND	0.0010	ND
Barium	2.0	0.0025	0.034	0.0025	0.038	0.0025	0.037	0.0025	0.039	0.0025	0.038	0.0025	0.043	0.0025	0.043	0.0025	0.039	0.0025	0.041	0.0025	0.041
Beryllium	0.004	0.0010	ND	0.0010	ND	0.0010	ND	0.0010	ND	0.0010	ND	0.0010	ND	0.0010	ND	0.0010	ND	0.0010	ND	0.0010	ND
Boron	2.0	0.050	0.14	0.050	0.17	0.050	0.15	0.050	0.25	0.050	1.0	0.050	0.63	0.050	0.23	0.050	0.19	0.050	0.18	0.050	0.18
Cadmium	0.005	0.00050	ND	0.00050	ND	0.00050	ND	0.00050	ND	0.00050	ND	0.00050	ND	0.00050	ND	0.00050	ND	0.00050	ND	0.00050	ND
Chloride	200.0	2.0	24	2.0	24	2.0	29	2.0	29	2.0	33	2.0	45	2.0	33	2.0	33	2.0	33	2.0	26
Chromium	0.1	0.0050	ND	0.0050	ND	0.0050	ND	0.0050	ND	0.0050	ND	0.0050	ND	0.0050	ND	0.0050	ND	0.0050	ND	0.0050	ND
Cobalt	1.0	0.0010	ND	0.0010	ND	0.0010	ND	0.0010	ND	0.0010	ND	0.0010	ND	0.0010	ND	0.0010	ND	0.0010	ND	0.0010	ND
Copper	0.65	0.0020	ND	0.0020	ND	0.0020	ND	0.0020	ND	0.0020	ND	0.0020	ND	0.0020	ND	0.0020	ND	0.0020	ND	0.0020	ND
Cyanide	0.2	0.010	ND	0.010	ND	0.010	ND	0.010	ND	0.010	ND	0.010	ND	0.010	ND	0.010	ND	0.010	ND	0.010	ND
Fluoride	4.0	0.10	0.10	0.10	0.10	0.10	0.11	0.10	0.10	0.10	0.11	0.10	0.11	0.10	0.10	0.10	0.10	0.10	0.10	0.10	ND
Iron	5.0	0.10	ND	0.10	ND	0.10	ND	0.10	ND	0.10	ND	0.10	ND	0.10	ND	0.10	ND	0.10	ND	0.10	ND
Lead	0.0075	0.00050	ND	0.00050	ND	0.00050	ND	0.00050	ND	0.00050	ND	0.00050	ND	0.00050	ND	0.00050	ND	0.00050	ND	0.00050	ND
Manganese	0.15	0.0025	ND	0.0025	0.0025	0.0025	ND	0.0025	ND	0.0025	ND	0.0025	ND	0.0025	ND	0.0025	ND	0.0025	ND	0.0025	0.0059
Mercury	0.002	0.00020	ND	0.00020	ND	0.00020	ND	0.00020	ND	0.00020	ND	0.00020	ND	0.00020	ND	0.00020	ND	0.00020	ND	0.00020	ND
Nickel	0.1	0.0020	ND	0.0020	ND	0.0020	ND	0.0020	ND	0.0020	ND	0.0020	ND	0.0020	ND	0.0020	ND	0.0020	ND	0.0020	ND
Nitrogen/Nitrate	10.0	0.10	28	0.10	28	0.10	24	0.10	19	0.10	17	0.10	16	0.10	22	0.10	25	0.10	27	0.10	27
Nitrogen/Nitrate, Nitrite	NA	2.5	28	2.0	28	2.0	24	2.0	19	1.0	17	1.0	16	2.0	22	2.0	25	2.0	27	2.0	27
Nitrogen/Nitrite	NA	0.020	ND	0.020	ND	0.020	ND	0.020	ND	0.020	ND	0.020	ND	0.020	ND	0.020	ND	0.020	ND	0.020	ND
Perchlorate	0.0049	0.0040	ND	0.0040	ND	0.0040	ND	0.0040	ND	0.0040	ND	0.0040	ND	0.0040	ND	0.0040	ND	0.0040	ND	0.0040	ND
Selenium	0.05	0.0025	ND	0.0025	ND	0.0025	ND	0.0025	ND	0.0025	ND	0.0025	ND	0.0025	ND	0.0025	ND	0.0025	ND	0.0025	ND ^
Silver	0.05	0.00050	ND	0.00050	ND	0.00050	ND	0.00050	ND	0.00050	ND	0.00050	ND	0.00050	ND	0.00050	ND	0.00050	ND	0.00050	ND
Sulfate	400.0	10	54	10	27	10	33	20	64	25	57	10	50	10	40	10	43	10	38	10	38
Thallium	0.002	0.0020	ND	0.0020	ND	0.0020	ND	0.0020	ND	0.0020	ND	0.0020	ND	0.0020	ND	0.0020	ND	0.0020	ND	0.0020	ND
Total Dissolved Solids	1,200	10	510	10	490	10	530	10	540	10	460	10	510	10	530	10	620	10	540	10	540
Vanadium	0.049	0.0050	ND	0.0050	ND	0.0050	ND	0.0050	ND	0.0050	ND	0.0050	ND	0.0050	ND	0.0050	ND	0.0050	ND	0.0050	ND
Zinc	5.0	0.020	ND	0.020	ND	0.020	ND	0.020	ND	0.020	ND	0.020	ND	0.020	ND	0.020	ND	0.020	ND	0.020	ND
Benzene	0.005	0.00050	ND	0.00050	ND	0.00050	ND	0.00050	ND	0.00050	ND	0.00050	ND	0.00050	ND	0.00050	ND	0.00050	ND	0.00050	ND
BETX	11.705	0.0025	ND	0.0025	ND	0.0025	ND	0.0025	ND	0.0025	0.0011	0.0025	ND	0.0025	0.0018	0.0025	ND	0.0025	ND	0.0025	ND
pH	6.5 - 9.0	NA	7.30	NA	7.56	NA	7.35	NA	7.19	NA	6.78	NA	7.23	NA	7.13	NA	7.09	NA	6.93	NA	6.93
Temperature	NA	NA	13.09	NA	8.21	NA	12.56	NA	19.75	NA	13.05	NA	9.13	NA	14.63	NA	22.11	NA	16.10	NA	16.10
Conductivity	NA	NA	0.94	NA	0.57	NA	0.67	NA	0.80	NA	0.62	NA	0.59	NA	0.68	NA	0.80	NA	0.67	NA	0.67
Dissolved Oxygen	NA	NA	2.05	NA	8.44	NA	7.97	NA	7.43	NA	7.61	NA	7.95	NA	8.26	NA	7.50	NA	6.51	NA	6.51
ORP	NA	NA	-2.7	NA	95.6	NA	105.0	NA	-9.1	NA	188.1	NA	43.3	NA	57.0	NA	67.0	NA	17.0	NA	17.0

Notes: Standards obtained from IAC, Title 35, Chapter I, Part 620, Subpart D, Section 620.410 - Groundwater Quality Standards for Class I: Potable Resource Groundwater
All values are in mg/L (ppm) unless otherwise noted.

DL - Detection limit
NA - Not Applicable
ND - Not Detected

* - Median Value
^ - Denotes instrument related QC exceeds the control limits
F1 - MS and/or MSD Recovery outside of limits.

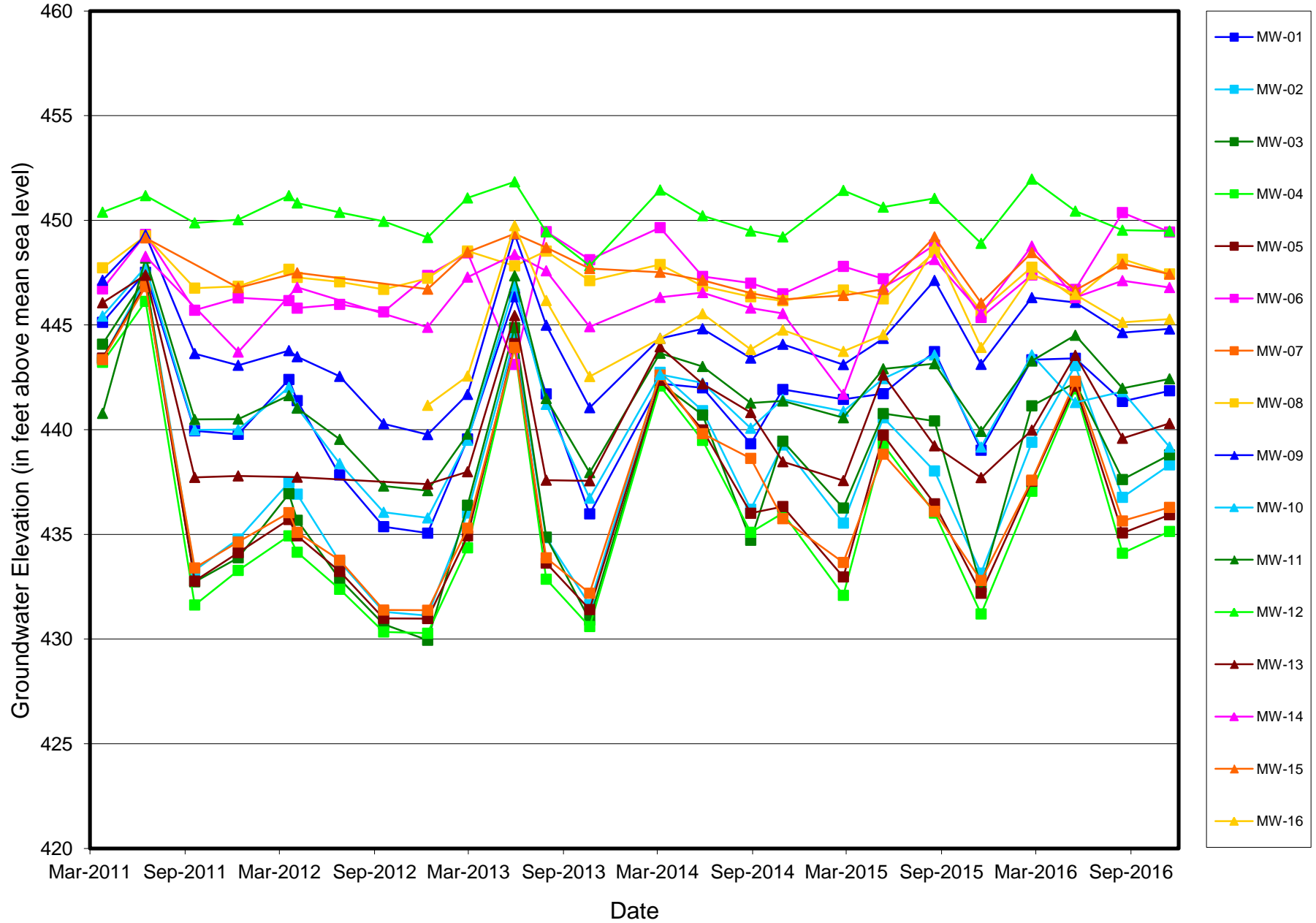
Temperature °C degrees Celsius
Conductivity ms/cm² millisiemens/centimeters
Dissolved Oxygen mg/L milligrams/liter
Oxygen Reduction Potential (ORP) mV millivolts

ATTACHMENT 1
Hydrograph

Electronic Filing: Received, Clerk's Office 11/14/2017

Midwest Generation Powerton Station, Pekin, IL

Groundwater Elevation vs Time



ATTACHMENT 2
Analytical Data Package

TestAmerica

THE LEADER IN ENVIRONMENTAL TESTING

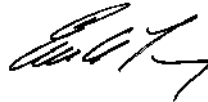
ANALYTICAL REPORT

TestAmerica Laboratories, Inc.
TestAmerica Chicago
2417 Bond Street
University Park, IL 60484
Tel: (708)534-5200

TestAmerica Job ID: 500-120174-1
Client Project/Site: Powerton Station CCA

For:
KPRG and Associates, Inc.
14665 West Lisbon Road,
Suite 2B
Brookfield, Wisconsin 53005

Attn: Richard Gnat



Authorized for release by:
12/2/2016 1:28:23 PM

Eric Lang, Manager of Project Management
(708)534-5200
eric.lang@testamericainc.com

LINKS

Review your project
results through
TotalAccess

Have a Question?



Visit us at:
www.testamericainc.com

The test results in this report meet all 2003 NELAC and 2009 TNI requirements for accredited parameters, exceptions are noted in this report. This report may not be reproduced except in full, and with written approval from the laboratory. For questions please contact the Project Manager at the e-mail address or telephone number listed on this page.

This report has been electronically signed and authorized by the signatory. Electronic signature is intended to be the legally binding equivalent of a traditionally handwritten signature.

Results relate only to the items tested and the sample(s) as received by the laboratory.
MWG13-15_58185

- 1
- 2
- 3
- 4
- 5
- 6
- 7
- 8
- 9
- 10
- 11
- 12
- 13
- 14
- 15



Table of Contents

Cover Page	1
Table of Contents	2
Case Narrative	3
Detection Summary	4
Method Summary	9
Sample Summary	10
Client Sample Results	11
Definitions	29
QC Association	30
Surrogate Summary	39
QC Sample Results	40
Chronicle	53
Certification Summary	65
Chain of Custody	66
Receipt Checklists	77

Client: KPRG and Associates, Inc.
Project/Site: Powerton Station CCA

TestAmerica Job ID: 500-120174-1

Job ID: 500-120174-1

Laboratory: TestAmerica Chicago

Narrative

**Job Narrative
500-120174-1**

Comments

No additional comments.

Receipt

The samples were received on 11/16/2016 8:50 AM; the samples arrived in good condition, properly preserved and, where required, on ice. The temperatures of the 3 coolers at receipt time were 2.4° C, 3.6° C and 4.8° C.

GC/MS VOA

No analytical or quality issues were noted, other than those described in the Definitions/Glossary page.

Metals

Method(s) 6020A: The low level check standard recovery (CCVL) associated with batch 500-362994 recovered above the upper control limit for Selenium. The samples associated with this CCVL were non-detects for the affected analytes; therefore, the data have been reported. The following samples are impacted: MW-04 (500-120174-3), MW-05 (500-120174-4), MW-08 (500-120174-5), DUPLICATE (500-120174-6), MW-01 (500-120174-7), MW-06 (500-120174-8), MW-07 (500-120174-9), MW-16 (500-120174-11), MW-11 (500-120174-13), MW-14 (500-120174-15) and MW-12 (500-120174-17).

No additional analytical or quality issues were noted, other than those described above or in the Definitions/Glossary page.

Field Service / Mobile Lab

No analytical or quality issues were noted, other than those described in the Definitions/Glossary page.

General Chemistry

No analytical or quality issues were noted, other than those described in the Definitions/Glossary page.



Client: KPRG and Associates, Inc.
 Project/Site: Powerton Station CCA

TestAmerica Job ID: 500-120174-1

Client Sample ID: MW-02

Lab Sample ID: 500-120174-1

Analyte	Result	Qualifier	RL	MDL	Unit	Dil Fac	D	Method	Prep Type
Arsenic	0.0015		0.0010		mg/L	1		6020A	Dissolved
Barium	0.057		0.0025		mg/L	1		6020A	Dissolved
Boron	0.15		0.050		mg/L	1		6020A	Dissolved
Sulfate	53		10		mg/L	2		9038	Dissolved
Chloride	39		2.0		mg/L	1		9251	Dissolved
Nitrogen, Nitrate	4.5		0.10		mg/L	1		Nitrate by calc	Dissolved
Total Dissolved Solids	470		10		mg/L	1		SM 2540C	Dissolved
Fluoride	0.19		0.10		mg/L	1		SM 4500 F C	Dissolved
Nitrogen, Nitrate Nitrite	4.5		0.50		mg/L	5		SM 4500 NO3 F	Dissolved

Client Sample ID: MW-03

Lab Sample ID: 500-120174-2

Analyte	Result	Qualifier	RL	MDL	Unit	Dil Fac	D	Method	Prep Type
Barium	0.054		0.0025		mg/L	1		6020A	Dissolved
Boron	0.31		0.050		mg/L	1		6020A	Dissolved
Sulfate	46		10		mg/L	2		9038	Dissolved
Chloride	39		2.0		mg/L	1		9251	Dissolved
Nitrogen, Nitrate	3.7		0.10		mg/L	1		Nitrate by calc	Dissolved
Total Dissolved Solids	450		10		mg/L	1		SM 2540C	Dissolved
Fluoride	0.24		0.10		mg/L	1		SM 4500 F C	Dissolved
Nitrogen, Nitrate Nitrite	3.7		0.20		mg/L	2		SM 4500 NO3 F	Dissolved

Client Sample ID: MW-04

Lab Sample ID: 500-120174-3

Analyte	Result	Qualifier	RL	MDL	Unit	Dil Fac	D	Method	Prep Type
Barium	0.026		0.0025		mg/L	1		6020A	Dissolved
Boron	0.79		0.10		mg/L	2		6020A	Dissolved
Manganese	0.22		0.0025		mg/L	1		6020A	Dissolved
Sulfate	30		10		mg/L	2		9038	Dissolved
Chloride	53		2.0		mg/L	1		9251	Dissolved
Total Dissolved Solids	510		10		mg/L	1		SM 2540C	Dissolved
Fluoride	0.27		0.10		mg/L	1		SM 4500 F C	Dissolved

Client Sample ID: MW-05

Lab Sample ID: 500-120174-4

Analyte	Result	Qualifier	RL	MDL	Unit	Dil Fac	D	Method	Prep Type
Barium	0.051		0.0025		mg/L	1		6020A	Dissolved
Boron	0.83		0.10		mg/L	2		6020A	Dissolved
Manganese	0.0040		0.0025		mg/L	1		6020A	Dissolved
Sulfate	94		25		mg/L	5		9038	Dissolved
Chloride	66		2.0		mg/L	1		9251	Dissolved
Nitrogen, Nitrate	0.12		0.10		mg/L	1		Nitrate by calc	Dissolved
Total Dissolved Solids	630		10		mg/L	1		SM 2540C	Dissolved
Fluoride	0.25		0.10		mg/L	1		SM 4500 F C	Dissolved
Nitrogen, Nitrate Nitrite	0.12		0.10		mg/L	1		SM 4500 NO3 F	Dissolved

Client Sample ID: MW-08

Lab Sample ID: 500-120174-5

Analyte	Result	Qualifier	RL	MDL	Unit	Dil Fac	D	Method	Prep Type
Barium	0.068		0.0025		mg/L	1		6020A	Dissolved

This Detection Summary does not include radiochemical test results.

TestAmerica Chicago

Client: KPRG and Associates, Inc.
 Project/Site: Powerton Station CCA

TestAmerica Job ID: 500-120174-1

Client Sample ID: MW-08 (Continued)

Lab Sample ID: 500-120174-5

Analyte	Result	Qualifier	RL	MDL	Unit	Dil Fac	D	Method	Prep Type
Boron	1.2		0.25		mg/L	5		6020A	Dissolved
Manganese	0.38		0.0025		mg/L	1		6020A	Dissolved
Nickel	0.0024		0.0020		mg/L	1		6020A	Dissolved
Sulfate	290		50		mg/L	10		9038	Dissolved
Chloride	300		10		mg/L	5		9251	Dissolved
Nitrogen, Nitrate	0.44		0.10		mg/L	1		Nitrate by calc	Dissolved
Total Dissolved Solids	1300		10		mg/L	1		SM 2540C	Dissolved
Fluoride	0.36		0.10		mg/L	1		SM 4500 F C	Dissolved
Nitrogen, Nitrate Nitrite	0.44		0.10		mg/L	1		SM 4500 NO3 F	Dissolved

Client Sample ID: DUPLICATE

Lab Sample ID: 500-120174-6

Analyte	Result	Qualifier	RL	MDL	Unit	Dil Fac	D	Method	Prep Type
Barium	0.068		0.0025		mg/L	1		6020A	Dissolved
Boron	1.2		0.25		mg/L	5		6020A	Dissolved
Manganese	0.37		0.0025		mg/L	1		6020A	Dissolved
Nickel	0.0023		0.0020		mg/L	1		6020A	Dissolved
Sulfate	290		50		mg/L	10		9038	Dissolved
Chloride	290		10		mg/L	5		9251	Dissolved
Nitrogen, Nitrate	0.36		0.10		mg/L	1		Nitrate by calc	Dissolved
Total Dissolved Solids	1300		10		mg/L	1		SM 2540C	Dissolved
Fluoride	0.35		0.10		mg/L	1		SM 4500 F C	Dissolved
Nitrogen, Nitrate Nitrite	0.36		0.10		mg/L	1		SM 4500 NO3 F	Dissolved

Client Sample ID: MW-01

Lab Sample ID: 500-120174-7

Analyte	Result	Qualifier	RL	MDL	Unit	Dil Fac	D	Method	Prep Type
Barium	0.044		0.0025		mg/L	1		6020A	Dissolved
Boron	0.17		0.050		mg/L	1		6020A	Dissolved
Sulfate	55		10		mg/L	2		9038	Dissolved
Chloride	39		2.0		mg/L	1		9251	Dissolved
Nitrogen, Nitrate	5.2		0.10		mg/L	1		Nitrate by calc	Dissolved
Total Dissolved Solids	480		10		mg/L	1		SM 2540C	Dissolved
Fluoride	0.23		0.10		mg/L	1		SM 4500 F C	Dissolved
Nitrogen, Nitrate Nitrite	5.2		0.50		mg/L	5		SM 4500 NO3 F	Dissolved

Client Sample ID: MW-06

Lab Sample ID: 500-120174-8

Analyte	Result	Qualifier	RL	MDL	Unit	Dil Fac	D	Method	Prep Type
Arsenic	0.0022		0.0010		mg/L	1		6020A	Dissolved
Barium	0.090		0.0025		mg/L	1		6020A	Dissolved
Boron	0.36		0.050		mg/L	1		6020A	Dissolved
Iron	1.1		0.10		mg/L	1		6020A	Dissolved
Manganese	0.79		0.0025		mg/L	1		6020A	Dissolved
Sulfate	470		100		mg/L	20		9038	Dissolved
Chloride	180	F1	10		mg/L	5		9251	Dissolved
Total Dissolved Solids	1100		10		mg/L	1		SM 2540C	Dissolved
Fluoride	0.50		0.10		mg/L	1		SM 4500 F C	Dissolved

Client Sample ID: MW-07

Lab Sample ID: 500-120174-9

This Detection Summary does not include radiochemical test results.

TestAmerica Chicago

Client: KPRG and Associates, Inc.
 Project/Site: Powerton Station CCA

TestAmerica Job ID: 500-120174-1

Client Sample ID: MW-07 (Continued)

Lab Sample ID: 500-120174-9

Analyte	Result	Qualifier	RL	MDL	Unit	Dil Fac	D	Method	Prep Type
Arsenic	0.18		0.0010		mg/L	1		6020A	Dissolved
Barium	0.51		0.0025		mg/L	1		6020A	Dissolved
Boron	0.35		0.050		mg/L	1		6020A	Dissolved
Cobalt	0.0058		0.0010		mg/L	1		6020A	Dissolved
Iron	22		0.10		mg/L	1		6020A	Dissolved
Manganese	7.8		0.025		mg/L	10		6020A	Dissolved
Nickel	0.0055		0.0020		mg/L	1		6020A	Dissolved
Sulfate	27		10		mg/L	2		9038	Dissolved
Chloride	150		10		mg/L	5		9251	Dissolved
Total Dissolved Solids	1200		10		mg/L	1		SM 2540C	Dissolved
Fluoride	0.39		0.10		mg/L	1		SM 4500 F C	Dissolved

Client Sample ID: MW-10

Lab Sample ID: 500-120174-10

Analyte	Result	Qualifier	RL	MDL	Unit	Dil Fac	D	Method	Prep Type
Barium	0.17		0.0025		mg/L	1		6020A	Dissolved
Boron	0.37		0.050		mg/L	1		6020A	Dissolved
Cobalt	0.0016		0.0010		mg/L	1		6020A	Dissolved
Manganese	1.3		0.0025		mg/L	1		6020A	Dissolved
Nickel	0.0027		0.0020		mg/L	1		6020A	Dissolved
Selenium	0.0032		0.0025		mg/L	1		6020A	Dissolved
Sulfate	62		10		mg/L	2		9038	Dissolved
Chloride	44		2.0		mg/L	1		9251	Dissolved
Nitrogen, Nitrate	0.54		0.10		mg/L	1		Nitrate by calc	Dissolved
Total Dissolved Solids	480		10		mg/L	1		SM 2540C	Dissolved
Fluoride	0.17		0.10		mg/L	1		SM 4500 F C	Dissolved
Nitrogen, Nitrite	0.043		0.020		mg/L	1		SM 4500 NO2 B	Dissolved
Nitrogen, Nitrate Nitrite	0.58		0.10		mg/L	1		SM 4500 NO3 F	Dissolved

Client Sample ID: MW-16

Lab Sample ID: 500-120174-11

Analyte	Result	Qualifier	RL	MDL	Unit	Dil Fac	D	Method	Prep Type
Barium	0.041		0.0025		mg/L	1		6020A	Dissolved
Boron	0.18		0.050		mg/L	1		6020A	Dissolved
Manganese	0.0059		0.0025		mg/L	1		6020A	Dissolved
Sulfate	38		10		mg/L	2		9038	Dissolved
Chloride	26		2.0		mg/L	1		9251	Dissolved
Nitrogen, Nitrate	27		0.10		mg/L	1		Nitrate by calc	Dissolved
Total Dissolved Solids	540		10		mg/L	1		SM 2540C	Dissolved
Nitrogen, Nitrate Nitrite	27		2.0		mg/L	20		SM 4500 NO3 F	Dissolved

Client Sample ID: MW-09

Lab Sample ID: 500-120174-12

Analyte	Result	Qualifier	RL	MDL	Unit	Dil Fac	D	Method	Prep Type
Barium	0.037		0.0025		mg/L	1		6020A	Dissolved
Boron	3.8		0.50		mg/L	10		6020A	Dissolved
Manganese	0.10		0.0025		mg/L	1		6020A	Dissolved
Selenium	0.0035		0.0025		mg/L	1		6020A	Dissolved
Sulfate	140		50		mg/L	10		9038	Dissolved
Chloride	38		2.0		mg/L	1		9251	Dissolved

This Detection Summary does not include radiochemical test results.

TestAmerica Chicago

Client: KPRG and Associates, Inc.
 Project/Site: Powerton Station CCA

TestAmerica Job ID: 500-120174-1

Client Sample ID: MW-09 (Continued)

Lab Sample ID: 500-120174-12

Analyte	Result	Qualifier	RL	MDL	Unit	Dil Fac	D	Method	Prep Type
Nitrogen, Nitrate	4.4		0.10		mg/L	1		Nitrate by calc	Dissolved
Total Dissolved Solids	600		10		mg/L	1		SM 2540C	Dissolved
Fluoride	0.15		0.10		mg/L	1		SM 4500 F C	Dissolved
Nitrogen, Nitrate Nitrite	4.4		0.50		mg/L	5		SM 4500 NO3 F	Dissolved

Client Sample ID: MW-11

Lab Sample ID: 500-120174-13

Analyte	Result	Qualifier	RL	MDL	Unit	Dil Fac	D	Method	Prep Type
Toluene	0.00053		0.00050		mg/L	1		8260B	Total/NA
Arsenic	0.0071		0.0010		mg/L	1		6020A	Dissolved
Barium	0.19		0.0025		mg/L	1		6020A	Dissolved
Boron	1.0		0.25		mg/L	5		6020A	Dissolved
Cobalt	0.0024		0.0010		mg/L	1		6020A	Dissolved
Iron	0.80		0.10		mg/L	1		6020A	Dissolved
Manganese	4.0		0.0025		mg/L	1		6020A	Dissolved
Nickel	0.0040		0.0020		mg/L	1		6020A	Dissolved
Sulfate	390		100		mg/L	20		9038	Dissolved
Chloride	130		10		mg/L	5		9251	Dissolved
Total Dissolved Solids	1100		10		mg/L	1		SM 2540C	Dissolved
Fluoride	0.45		0.10		mg/L	1		SM 4500 F C	Dissolved

Client Sample ID: MW-13

Lab Sample ID: 500-120174-14

Analyte	Result	Qualifier	RL	MDL	Unit	Dil Fac	D	Method	Prep Type
Arsenic	0.028		0.0010		mg/L	1		6020A	Dissolved
Barium	0.094		0.0025		mg/L	1		6020A	Dissolved
Boron	3.7		0.50		mg/L	10		6020A	Dissolved
Iron	0.96		0.10		mg/L	1		6020A	Dissolved
Manganese	5.0		0.0025		mg/L	1		6020A	Dissolved
Sulfate	1700		500		mg/L	100		9038	Dissolved
Chloride	160		10		mg/L	5		9251	Dissolved
Total Dissolved Solids	3400		10		mg/L	1		SM 2540C	Dissolved
Fluoride	0.34		0.10		mg/L	1		SM 4500 F C	Dissolved

Client Sample ID: MW-14

Lab Sample ID: 500-120174-15

Analyte	Result	Qualifier	RL	MDL	Unit	Dil Fac	D	Method	Prep Type
Barium	0.065		0.0025		mg/L	1		6020A	Dissolved
Boron	1.8		0.25		mg/L	5		6020A	Dissolved
Cadmium	0.00082		0.00050		mg/L	1		6020A	Dissolved
Iron	0.18		0.10		mg/L	1		6020A	Dissolved
Manganese	0.81		0.0025		mg/L	1		6020A	Dissolved
Nickel	0.0038		0.0020		mg/L	1		6020A	Dissolved
Thallium	0.0048		0.0020		mg/L	1		6020A	Dissolved
Sulfate	1200		250		mg/L	50		9038	Dissolved
Chloride	170		10		mg/L	5		9251	Dissolved
Total Dissolved Solids	2900		10		mg/L	1		SM 2540C	Dissolved
Fluoride	0.96		0.10		mg/L	1		SM 4500 F C	Dissolved

Client Sample ID: MW-15

Lab Sample ID: 500-120174-16

This Detection Summary does not include radiochemical test results.

TestAmerica Chicago

Client: KPRG and Associates, Inc.
 Project/Site: Powerton Station CCA

TestAmerica Job ID: 500-120174-1

Client Sample ID: MW-15 (Continued)

Lab Sample ID: 500-120174-16

Analyte	Result	Qualifier	RL	MDL	Unit	Dil Fac	D	Method	Prep Type
Arsenic	0.0011		0.0010		mg/L	1		6020A	Dissolved
Barium	0.053		0.0025		mg/L	1		6020A	Dissolved
Boron	2.0		0.25		mg/L	5		6020A	Dissolved
Iron	0.22		0.10		mg/L	1		6020A	Dissolved
Manganese	0.19		0.0025		mg/L	1		6020A	Dissolved
Nickel	0.0063		0.0020		mg/L	1		6020A	Dissolved
Selenium	0.017		0.0025		mg/L	1		6020A	Dissolved
Sulfate	570		130		mg/L	25		9038	Dissolved
Chloride	180		10		mg/L	5		9251	Dissolved
Nitrogen, Nitrate	0.17		0.10		mg/L	1		Nitrate by calc	Dissolved
Total Dissolved Solids	1900		10		mg/L	1		SM 2540C	Dissolved
Fluoride	0.53		0.10		mg/L	1		SM 4500 F C	Dissolved
Nitrogen, Nitrate Nitrite	0.17		0.10		mg/L	1		SM 4500 NO3 F	Dissolved

Client Sample ID: MW-12

Lab Sample ID: 500-120174-17

Analyte	Result	Qualifier	RL	MDL	Unit	Dil Fac	D	Method	Prep Type
Arsenic	0.013		0.0010		mg/L	1		6020A	Dissolved
Barium	0.096		0.0025		mg/L	1		6020A	Dissolved
Boron	0.81		0.10		mg/L	2		6020A	Dissolved
Iron	2.2		0.10		mg/L	1		6020A	Dissolved
Manganese	0.96		0.0025		mg/L	1		6020A	Dissolved
Sulfate	300		100		mg/L	20		9038	Dissolved
Chloride	180		10		mg/L	5		9251	Dissolved
Total Dissolved Solids	1300		10		mg/L	1		SM 2540C	Dissolved
Fluoride	0.53		0.10		mg/L	1		SM 4500 F C	Dissolved

Client Sample ID: Trip Blank

Lab Sample ID: 500-120174-18

No Detections.

This Detection Summary does not include radiochemical test results.

Client: KPRG and Associates, Inc.
 Project/Site: Powerton Station CCA

TestAmerica Job ID: 500-120174-1

Method	Method Description	Protocol	Laboratory
8260B	Volatile Organic Compounds (GC/MS)	SW846	TAL CHI
314.0	Perchlorate (IC)	EPA	TAL SAC
6020A	Metals (ICP/MS)	SW846	TAL CHI
7470A	Mercury (CVAA)	SW846	TAL CHI
9014	Cyanide	SW846	TAL CHI
9038	Sulfate, Turbidimetric	SW846	TAL CHI
9251	Chloride	SW846	TAL CHI
Nitrate by calc	Nitrogen, Nitrate-Nitrite	SM	TAL CHI
SM 2540C	Solids, Total Dissolved (TDS)	SM	TAL CHI
SM 4500 F C	Fluoride	SM	TAL CHI
SM 4500 NO2 B	Nitrogen, Nitrite	SM	TAL CHI
SM 4500 NO3 F	Nitrogen, Nitrate	SM	TAL CHI

Protocol References:

EPA = US Environmental Protection Agency
 SM = "Standard Methods For The Examination Of Water And Wastewater",
 SW846 = "Test Methods For Evaluating Solid Waste, Physical/Chemical Methods", Third Edition, November 1986 And Its Updates.

Laboratory References:

TAL CHI = TestAmerica Chicago, 2417 Bond Street, University Park, IL 60484, TEL (708)534-5200
 TAL SAC = TestAmerica Sacramento, 880 Riverside Parkway, West Sacramento, CA 95605, TEL (916)373-5600



Client: KPRG and Associates, Inc.
 Project/Site: Powerton Station CCA

TestAmerica Job ID: 500-120174-1

Lab Sample ID	Client Sample ID	Matrix	Collected	Received
500-120174-1	MW-02	Water	11/15/16 09:02	11/16/16 08:50
500-120174-2	MW-03	Water	11/15/16 10:20	11/16/16 08:50
500-120174-3	MW-04	Water	11/15/16 11:30	11/16/16 08:50
500-120174-4	MW-05	Water	11/15/16 12:52	11/16/16 08:50
500-120174-5	MW-08	Water	11/15/16 14:51	11/16/16 08:50
500-120174-6	DUPLICATE	Water	11/15/16 00:00	11/16/16 08:50
500-120174-7	MW-01	Water	11/16/16 14:32	11/17/16 09:25
500-120174-8	MW-06	Water	11/16/16 09:55	11/17/16 09:25
500-120174-9	MW-07	Water	11/16/16 11:50	11/17/16 09:25
500-120174-10	MW-10	Water	11/16/16 13:02	11/17/16 09:25
500-120174-11	MW-16	Water	11/16/16 16:01	11/17/16 09:25
500-120174-12	MW-09	Water	11/17/16 09:47	11/18/16 08:45
500-120174-13	MW-11	Water	11/17/16 12:01	11/18/16 08:45
500-120174-14	MW-13	Water	11/17/16 13:45	11/18/16 08:45
500-120174-15	MW-14	Water	11/17/16 15:21	11/18/16 08:45
500-120174-16	MW-15	Water	11/17/16 16:40	11/18/16 08:45
500-120174-17	MW-12	Water	11/18/16 13:20	11/18/16 19:50
500-120174-18	Trip Blank	Water	11/18/16 00:00	11/18/16 19:50

- 1
- 2
- 3
- 4
- 5
- 6
- 7
- 8
- 9
- 10
- 11
- 12
- 13
- 14
- 15

Client: KPRG and Associates, Inc.
 Project/Site: Powerton Station CCA

TestAmerica Job ID: 500-120174-1

Client Sample ID: MW-02
Date Collected: 11/15/16 09:02
Date Received: 11/16/16 08:50

Lab Sample ID: 500-120174-1
Matrix: Water

Method: 8260B - Volatile Organic Compounds (GC/MS)

Analyte	Result	Qualifier	RL	MDL	Unit	D	Prepared	Analyzed	Dil Fac
Benzene	<0.00050		0.00050		mg/L			11/23/16 02:32	1
Toluene	<0.00050		0.00050		mg/L			11/23/16 02:32	1
Ethylbenzene	<0.00050		0.00050		mg/L			11/23/16 02:32	1
Xylenes, Total	<0.0010		0.0010		mg/L			11/23/16 02:32	1
Surrogate	%Recovery	Qualifier	Limits				Prepared	Analyzed	Dil Fac
1,2-Dichloroethane-d4 (Surr)	86		71 - 127					11/23/16 02:32	1
Toluene-d8 (Surr)	99		75 - 120					11/23/16 02:32	1
4-Bromofluorobenzene (Surr)	104		71 - 120					11/23/16 02:32	1
Dibromofluoromethane	94		70 - 120					11/23/16 02:32	1

Method: 314.0 - Perchlorate (IC)

Analyte	Result	Qualifier	RL	MDL	Unit	D	Prepared	Analyzed	Dil Fac
Perchlorate	<0.0040		0.0040		mg/L			11/30/16 14:40	1

Method: 6020A - Metals (ICP/MS) - Dissolved

Analyte	Result	Qualifier	RL	MDL	Unit	D	Prepared	Analyzed	Dil Fac
Antimony	<0.0030		0.0030		mg/L		11/29/16 14:36	11/30/16 10:52	1
Arsenic	0.0015		0.0010		mg/L		11/29/16 14:36	11/30/16 10:52	1
Barium	0.057		0.0025		mg/L		11/29/16 14:36	11/30/16 10:52	1
Beryllium	<0.0010		0.0010		mg/L		11/29/16 14:36	11/30/16 10:52	1
Boron	0.15		0.050		mg/L		11/29/16 14:36	11/30/16 10:52	1
Cadmium	<0.00050		0.00050		mg/L		11/29/16 14:36	11/30/16 10:52	1
Chromium	<0.0050		0.0050		mg/L		11/29/16 14:36	11/30/16 10:52	1
Cobalt	<0.0010		0.0010		mg/L		11/29/16 14:36	11/30/16 10:52	1
Copper	<0.0020		0.0020		mg/L		11/29/16 14:36	11/30/16 10:52	1
Iron	<0.10		0.10		mg/L		11/29/16 14:36	11/30/16 10:52	1
Lead	<0.00050		0.00050		mg/L		11/29/16 14:36	11/30/16 10:52	1
Manganese	<0.0025		0.0025		mg/L		11/29/16 14:36	11/30/16 10:52	1
Nickel	<0.0020		0.0020		mg/L		11/29/16 14:36	11/30/16 10:52	1
Selenium	<0.0025		0.0025		mg/L		11/29/16 14:36	11/30/16 10:52	1
Silver	<0.00050		0.00050		mg/L		11/29/16 14:36	11/30/16 10:52	1
Thallium	<0.0020		0.0020		mg/L		11/29/16 14:36	11/30/16 10:52	1
Vanadium	<0.0050		0.0050		mg/L		11/29/16 14:36	11/30/16 10:52	1
Zinc	<0.020		0.020		mg/L		11/29/16 14:36	11/30/16 10:52	1

Method: 7470A - Mercury (CVAA) - Dissolved

Analyte	Result	Qualifier	RL	MDL	Unit	D	Prepared	Analyzed	Dil Fac
Mercury	<0.00020		0.00020		mg/L		11/20/16 16:30	11/21/16 12:57	1

General Chemistry - Dissolved

Analyte	Result	Qualifier	RL	MDL	Unit	D	Prepared	Analyzed	Dil Fac
Cyanide, Total	<0.010		0.010		mg/L		11/23/16 12:45	11/23/16 16:13	1
Sulfate	53		10		mg/L			11/23/16 10:40	2
Chloride	39		2.0		mg/L			11/20/16 23:07	1
Nitrogen, Nitrate	4.5		0.10		mg/L			11/29/16 08:42	1
Total Dissolved Solids	470		10		mg/L			11/21/16 02:16	1
Fluoride	0.19		0.10		mg/L			11/19/16 17:33	1
Nitrogen, Nitrite	<0.020		0.020		mg/L			11/16/16 15:43	1
Nitrogen, Nitrate Nitrite	4.5		0.50		mg/L			11/22/16 21:17	5

TestAmerica Chicago

Client: KPRG and Associates, Inc.
 Project/Site: Powerton Station CCA

TestAmerica Job ID: 500-120174-1

Client Sample ID: MW-03
Date Collected: 11/15/16 10:20
Date Received: 11/16/16 08:50

Lab Sample ID: 500-120174-2
Matrix: Water

Method: 8260B - Volatile Organic Compounds (GC/MS)

Analyte	Result	Qualifier	RL	MDL	Unit	D	Prepared	Analyzed	Dil Fac
Benzene	<0.00050		0.00050		mg/L			11/23/16 02:59	1
Toluene	<0.00050		0.00050		mg/L			11/23/16 02:59	1
Ethylbenzene	<0.00050		0.00050		mg/L			11/23/16 02:59	1
Xylenes, Total	<0.0010		0.0010		mg/L			11/23/16 02:59	1
Surrogate	%Recovery	Qualifier	Limits				Prepared	Analyzed	Dil Fac
1,2-Dichloroethane-d4 (Surr)	87		71 - 127					11/23/16 02:59	1
Toluene-d8 (Surr)	99		75 - 120					11/23/16 02:59	1
4-Bromofluorobenzene (Surr)	103		71 - 120					11/23/16 02:59	1
Dibromofluoromethane	96		70 - 120					11/23/16 02:59	1

Method: 314.0 - Perchlorate (IC)

Analyte	Result	Qualifier	RL	MDL	Unit	D	Prepared	Analyzed	Dil Fac
Perchlorate	<0.0040		0.0040		mg/L			11/30/16 15:38	1

Method: 6020A - Metals (ICP/MS) - Dissolved

Analyte	Result	Qualifier	RL	MDL	Unit	D	Prepared	Analyzed	Dil Fac
Antimony	<0.0030		0.0030		mg/L		11/29/16 14:36	11/30/16 10:56	1
Arsenic	<0.0010		0.0010		mg/L		11/29/16 14:36	11/30/16 10:56	1
Barium	0.054		0.0025		mg/L		11/29/16 14:36	11/30/16 10:56	1
Beryllium	<0.0010		0.0010		mg/L		11/29/16 14:36	11/30/16 10:56	1
Boron	0.31		0.050		mg/L		11/29/16 14:36	11/30/16 10:56	1
Cadmium	<0.00050		0.00050		mg/L		11/29/16 14:36	11/30/16 10:56	1
Chromium	<0.0050		0.0050		mg/L		11/29/16 14:36	11/30/16 10:56	1
Cobalt	<0.0010		0.0010		mg/L		11/29/16 14:36	11/30/16 10:56	1
Copper	<0.0020		0.0020		mg/L		11/29/16 14:36	11/30/16 10:56	1
Iron	<0.10		0.10		mg/L		11/29/16 14:36	11/30/16 10:56	1
Lead	<0.00050		0.00050		mg/L		11/29/16 14:36	11/30/16 10:56	1
Manganese	<0.0025		0.0025		mg/L		11/29/16 14:36	11/30/16 10:56	1
Nickel	<0.0020		0.0020		mg/L		11/29/16 14:36	11/30/16 10:56	1
Selenium	<0.0025		0.0025		mg/L		11/29/16 14:36	11/30/16 10:56	1
Silver	<0.00050		0.00050		mg/L		11/29/16 14:36	11/30/16 10:56	1
Thallium	<0.0020		0.0020		mg/L		11/29/16 14:36	11/30/16 10:56	1
Vanadium	<0.0050		0.0050		mg/L		11/29/16 14:36	11/30/16 10:56	1
Zinc	<0.020		0.020		mg/L		11/29/16 14:36	11/30/16 10:56	1

Method: 7470A - Mercury (CVAA) - Dissolved

Analyte	Result	Qualifier	RL	MDL	Unit	D	Prepared	Analyzed	Dil Fac
Mercury	<0.00020		0.00020		mg/L		11/20/16 16:30	11/21/16 12:58	1

General Chemistry - Dissolved

Analyte	Result	Qualifier	RL	MDL	Unit	D	Prepared	Analyzed	Dil Fac
Cyanide, Total	<0.010		0.010		mg/L		11/23/16 12:45	11/23/16 16:13	1
Sulfate	46		10		mg/L			11/23/16 10:41	2
Chloride	39		2.0		mg/L			11/20/16 23:08	1
Nitrogen, Nitrate	3.7		0.10		mg/L			11/29/16 08:42	1
Total Dissolved Solids	450		10		mg/L			11/21/16 02:30	1
Fluoride	0.24		0.10		mg/L			11/19/16 17:44	1
Nitrogen, Nitrite	<0.020		0.020		mg/L			11/16/16 15:43	1
Nitrogen, Nitrate Nitrite	3.7		0.20		mg/L			11/22/16 21:19	2

TestAmerica Chicago

Client: KPRG and Associates, Inc.
 Project/Site: Powerton Station CCA

TestAmerica Job ID: 500-120174-1

Client Sample ID: MW-04
Date Collected: 11/15/16 11:30
Date Received: 11/16/16 08:50

Lab Sample ID: 500-120174-3
Matrix: Water

Method: 8260B - Volatile Organic Compounds (GC/MS)

Analyte	Result	Qualifier	RL	MDL	Unit	D	Prepared	Analyzed	Dil Fac
Benzene	<0.00050		0.00050		mg/L			11/23/16 03:26	1
Toluene	<0.00050		0.00050		mg/L			11/23/16 03:26	1
Ethylbenzene	<0.00050		0.00050		mg/L			11/23/16 03:26	1
Xylenes, Total	<0.0010		0.0010		mg/L			11/23/16 03:26	1
Surrogate	%Recovery	Qualifier	Limits				Prepared	Analyzed	Dil Fac
1,2-Dichloroethane-d4 (Surr)	86		71 - 127					11/23/16 03:26	1
Toluene-d8 (Surr)	101		75 - 120					11/23/16 03:26	1
4-Bromofluorobenzene (Surr)	103		71 - 120					11/23/16 03:26	1
Dibromofluoromethane	95		70 - 120					11/23/16 03:26	1

Method: 314.0 - Perchlorate (IC)

Analyte	Result	Qualifier	RL	MDL	Unit	D	Prepared	Analyzed	Dil Fac
Perchlorate	<0.0040		0.0040		mg/L			11/30/16 15:58	1

Method: 6020A - Metals (ICP/MS) - Dissolved

Analyte	Result	Qualifier	RL	MDL	Unit	D	Prepared	Analyzed	Dil Fac
Antimony	<0.0030		0.0030		mg/L		11/29/16 14:36	11/30/16 12:11	1
Arsenic	<0.0010		0.0010		mg/L		11/29/16 14:36	11/30/16 12:11	1
Barium	0.026		0.0025		mg/L		11/29/16 14:36	11/30/16 12:11	1
Beryllium	<0.0010		0.0010		mg/L		11/29/16 14:36	11/30/16 12:11	1
Boron	0.79		0.10		mg/L		11/29/16 14:36	11/30/16 11:14	2
Cadmium	<0.00050		0.00050		mg/L		11/29/16 14:36	11/30/16 12:11	1
Chromium	<0.0050		0.0050		mg/L		11/29/16 14:36	11/30/16 12:11	1
Cobalt	<0.0010		0.0010		mg/L		11/29/16 14:36	11/30/16 12:11	1
Copper	<0.0020		0.0020		mg/L		11/29/16 14:36	11/30/16 12:11	1
Iron	<0.10		0.10		mg/L		11/29/16 14:36	11/30/16 12:11	1
Lead	<0.00050		0.00050		mg/L		11/29/16 14:36	11/30/16 12:11	1
Manganese	0.22		0.0025		mg/L		11/29/16 14:36	11/30/16 12:11	1
Nickel	<0.0020		0.0020		mg/L		11/29/16 14:36	11/30/16 12:11	1
Selenium	<0.0025	^	0.0025		mg/L		11/29/16 14:36	11/30/16 12:11	1
Silver	<0.00050		0.00050		mg/L		11/29/16 14:36	11/30/16 12:11	1
Thallium	<0.0020		0.0020		mg/L		11/29/16 14:36	11/30/16 12:11	1
Vanadium	<0.0050		0.0050		mg/L		11/29/16 14:36	11/30/16 12:11	1
Zinc	<0.020		0.020		mg/L		11/29/16 14:36	11/30/16 12:11	1

Method: 7470A - Mercury (CVAA) - Dissolved

Analyte	Result	Qualifier	RL	MDL	Unit	D	Prepared	Analyzed	Dil Fac
Mercury	<0.00020		0.00020		mg/L		11/20/16 16:30	11/21/16 13:00	1

General Chemistry - Dissolved

Analyte	Result	Qualifier	RL	MDL	Unit	D	Prepared	Analyzed	Dil Fac
Cyanide, Total	<0.010		0.010		mg/L		11/23/16 12:45	11/23/16 16:13	1
Sulfate	30		10		mg/L			11/23/16 10:42	2
Chloride	53		2.0		mg/L			11/20/16 23:40	1
Nitrogen, Nitrate	<0.10		0.10		mg/L			11/29/16 08:42	1
Total Dissolved Solids	510		10		mg/L			11/21/16 02:34	1
Fluoride	0.27		0.10		mg/L			11/19/16 17:47	1
Nitrogen, Nitrite	<0.020		0.020		mg/L			11/16/16 15:43	1
Nitrogen, Nitrate Nitrite	<0.10		0.10		mg/L			11/22/16 21:21	1

TestAmerica Chicago

Client: KPRG and Associates, Inc.
 Project/Site: Powerton Station CCA

TestAmerica Job ID: 500-120174-1

Client Sample ID: MW-05
Date Collected: 11/15/16 12:52
Date Received: 11/16/16 08:50

Lab Sample ID: 500-120174-4
Matrix: Water

Method: 8260B - Volatile Organic Compounds (GC/MS)

Analyte	Result	Qualifier	RL	MDL	Unit	D	Prepared	Analyzed	Dil Fac
Benzene	<0.00050		0.00050		mg/L			11/23/16 03:53	1
Toluene	<0.00050		0.00050		mg/L			11/23/16 03:53	1
Ethylbenzene	<0.00050		0.00050		mg/L			11/23/16 03:53	1
Xylenes, Total	<0.0010		0.0010		mg/L			11/23/16 03:53	1
Surrogate	%Recovery	Qualifier	Limits				Prepared	Analyzed	Dil Fac
1,2-Dichloroethane-d4 (Surr)	86		71 - 127					11/23/16 03:53	1
Toluene-d8 (Surr)	97		75 - 120					11/23/16 03:53	1
4-Bromofluorobenzene (Surr)	105		71 - 120					11/23/16 03:53	1
Dibromofluoromethane	93		70 - 120					11/23/16 03:53	1

Method: 314.0 - Perchlorate (IC)

Analyte	Result	Qualifier	RL	MDL	Unit	D	Prepared	Analyzed	Dil Fac
Perchlorate	<0.0040		0.0040		mg/L			11/30/16 16:17	1

Method: 6020A - Metals (ICP/MS) - Dissolved

Analyte	Result	Qualifier	RL	MDL	Unit	D	Prepared	Analyzed	Dil Fac
Antimony	<0.0030		0.0030		mg/L		11/29/16 14:36	11/30/16 12:15	1
Arsenic	<0.0010		0.0010		mg/L		11/29/16 14:36	11/30/16 12:15	1
Barium	0.051		0.0025		mg/L		11/29/16 14:36	11/30/16 12:15	1
Beryllium	<0.0010		0.0010		mg/L		11/29/16 14:36	11/30/16 12:15	1
Boron	0.83		0.10		mg/L		11/29/16 14:36	11/30/16 11:18	2
Cadmium	<0.00050		0.00050		mg/L		11/29/16 14:36	11/30/16 12:15	1
Chromium	<0.0050		0.0050		mg/L		11/29/16 14:36	11/30/16 12:15	1
Cobalt	<0.0010		0.0010		mg/L		11/29/16 14:36	11/30/16 12:15	1
Copper	<0.0020		0.0020		mg/L		11/29/16 14:36	11/30/16 12:15	1
Iron	<0.10		0.10		mg/L		11/29/16 14:36	11/30/16 12:15	1
Lead	<0.00050		0.00050		mg/L		11/29/16 14:36	11/30/16 12:15	1
Manganese	0.0040		0.0025		mg/L		11/29/16 14:36	11/30/16 12:15	1
Nickel	<0.0020		0.0020		mg/L		11/29/16 14:36	11/30/16 12:15	1
Selenium	<0.0025	^	0.0025		mg/L		11/29/16 14:36	11/30/16 12:15	1
Silver	<0.00050		0.00050		mg/L		11/29/16 14:36	11/30/16 12:15	1
Thallium	<0.0020		0.0020		mg/L		11/29/16 14:36	11/30/16 12:15	1
Vanadium	<0.0050		0.0050		mg/L		11/29/16 14:36	11/30/16 12:15	1
Zinc	<0.020		0.020		mg/L		11/29/16 14:36	11/30/16 12:15	1

Method: 7470A - Mercury (CVAA) - Dissolved

Analyte	Result	Qualifier	RL	MDL	Unit	D	Prepared	Analyzed	Dil Fac
Mercury	<0.00020		0.00020		mg/L		11/20/16 16:30	11/21/16 13:01	1

General Chemistry - Dissolved

Analyte	Result	Qualifier	RL	MDL	Unit	D	Prepared	Analyzed	Dil Fac
Cyanide, Total	<0.010		0.010		mg/L		11/23/16 12:45	11/23/16 16:14	1
Sulfate	94		25		mg/L			11/23/16 10:43	5
Chloride	66		2.0		mg/L			11/20/16 23:41	1
Nitrogen, Nitrate	0.12		0.10		mg/L			11/29/16 08:42	1
Total Dissolved Solids	630		10		mg/L			11/21/16 02:38	1
Fluoride	0.25		0.10		mg/L			11/19/16 17:50	1
Nitrogen, Nitrite	<0.020		0.020		mg/L			11/16/16 15:44	1
Nitrogen, Nitrate Nitrite	0.12		0.10		mg/L			11/22/16 21:24	1

TestAmerica Chicago

Client: KPRG and Associates, Inc.
 Project/Site: Powerton Station CCA

TestAmerica Job ID: 500-120174-1

Client Sample ID: MW-08
Date Collected: 11/15/16 14:51
Date Received: 11/16/16 08:50

Lab Sample ID: 500-120174-5
Matrix: Water

Method: 8260B - Volatile Organic Compounds (GC/MS)

Analyte	Result	Qualifier	RL	MDL	Unit	D	Prepared	Analyzed	Dil Fac
Benzene	<0.00050		0.00050		mg/L			11/23/16 04:20	1
Toluene	<0.00050		0.00050		mg/L			11/23/16 04:20	1
Ethylbenzene	<0.00050		0.00050		mg/L			11/23/16 04:20	1
Xylenes, Total	<0.0010		0.0010		mg/L			11/23/16 04:20	1
Surrogate	%Recovery	Qualifier	Limits				Prepared	Analyzed	Dil Fac
1,2-Dichloroethane-d4 (Surr)	87		71 - 127					11/23/16 04:20	1
Toluene-d8 (Surr)	100		75 - 120					11/23/16 04:20	1
4-Bromofluorobenzene (Surr)	103		71 - 120					11/23/16 04:20	1
Dibromofluoromethane	93		70 - 120					11/23/16 04:20	1

Method: 314.0 - Perchlorate (IC)

Analyte	Result	Qualifier	RL	MDL	Unit	D	Prepared	Analyzed	Dil Fac
Perchlorate	<0.0040		0.0040		mg/L			11/30/16 16:37	1

Method: 6020A - Metals (ICP/MS) - Dissolved

Analyte	Result	Qualifier	RL	MDL	Unit	D	Prepared	Analyzed	Dil Fac
Antimony	<0.0030		0.0030		mg/L		11/29/16 14:36	11/30/16 12:18	1
Arsenic	<0.0010		0.0010		mg/L		11/29/16 14:36	11/30/16 12:18	1
Barium	0.068		0.0025		mg/L		11/29/16 14:36	11/30/16 12:18	1
Beryllium	<0.0010		0.0010		mg/L		11/29/16 14:36	11/30/16 12:18	1
Boron	1.2		0.25		mg/L		11/29/16 14:36	11/30/16 11:29	5
Cadmium	<0.00050		0.00050		mg/L		11/29/16 14:36	11/30/16 12:18	1
Chromium	<0.0050		0.0050		mg/L		11/29/16 14:36	11/30/16 12:18	1
Cobalt	<0.0010		0.0010		mg/L		11/29/16 14:36	11/30/16 12:18	1
Copper	<0.0020		0.0020		mg/L		11/29/16 14:36	11/30/16 12:18	1
Iron	<0.10		0.10		mg/L		11/29/16 14:36	11/30/16 12:18	1
Lead	<0.00050		0.00050		mg/L		11/29/16 14:36	11/30/16 12:18	1
Manganese	0.38		0.0025		mg/L		11/29/16 14:36	11/30/16 12:18	1
Nickel	0.0024		0.0020		mg/L		11/29/16 14:36	11/30/16 12:18	1
Selenium	<0.0025	^	0.0025		mg/L		11/29/16 14:36	11/30/16 12:18	1
Silver	<0.00050		0.00050		mg/L		11/29/16 14:36	11/30/16 12:18	1
Thallium	<0.0020		0.0020		mg/L		11/29/16 14:36	11/30/16 12:18	1
Vanadium	<0.0050		0.0050		mg/L		11/29/16 14:36	11/30/16 12:18	1
Zinc	<0.020		0.020		mg/L		11/29/16 14:36	11/30/16 12:18	1

Method: 7470A - Mercury (CVAA) - Dissolved

Analyte	Result	Qualifier	RL	MDL	Unit	D	Prepared	Analyzed	Dil Fac
Mercury	<0.00020		0.00020		mg/L		11/20/16 16:30	11/21/16 13:03	1

General Chemistry - Dissolved

Analyte	Result	Qualifier	RL	MDL	Unit	D	Prepared	Analyzed	Dil Fac
Cyanide, Total	<0.010		0.010		mg/L		11/23/16 12:45	11/23/16 16:14	1
Sulfate	290		50		mg/L			11/23/16 10:44	10
Chloride	300		10		mg/L			11/20/16 23:10	5
Nitrogen, Nitrate	0.44		0.10		mg/L			11/29/16 08:42	1
Total Dissolved Solids	1300		10		mg/L			11/21/16 02:43	1
Fluoride	0.36		0.10		mg/L			11/19/16 17:53	1
Nitrogen, Nitrite	<0.020		0.020		mg/L			11/16/16 15:44	1
Nitrogen, Nitrate Nitrite	0.44		0.10		mg/L			11/22/16 21:26	1

TestAmerica Chicago

Client: KPRG and Associates, Inc.
 Project/Site: Powerton Station CCA

TestAmerica Job ID: 500-120174-1

Client Sample ID: DUPLICATE

Lab Sample ID: 500-120174-6

Date Collected: 11/15/16 00:00

Matrix: Water

Date Received: 11/16/16 08:50

Method: 8260B - Volatile Organic Compounds (GC/MS)

Analyte	Result	Qualifier	RL	MDL	Unit	D	Prepared	Analyzed	Dil Fac
Benzene	<0.00050		0.00050		mg/L			11/23/16 04:46	1
Toluene	<0.00050		0.00050		mg/L			11/23/16 04:46	1
Ethylbenzene	<0.00050		0.00050		mg/L			11/23/16 04:46	1
Xylenes, Total	<0.0010		0.0010		mg/L			11/23/16 04:46	1
Surrogate	%Recovery	Qualifier	Limits				Prepared	Analyzed	Dil Fac
1,2-Dichloroethane-d4 (Surr)	86		71 - 127					11/23/16 04:46	1
Toluene-d8 (Surr)	97		75 - 120					11/23/16 04:46	1
4-Bromofluorobenzene (Surr)	102		71 - 120					11/23/16 04:46	1
Dibromofluoromethane	95		70 - 120					11/23/16 04:46	1

Method: 314.0 - Perchlorate (IC)

Analyte	Result	Qualifier	RL	MDL	Unit	D	Prepared	Analyzed	Dil Fac
Perchlorate	<0.0040		0.0040		mg/L			11/30/16 16:56	1

Method: 6020A - Metals (ICP/MS) - Dissolved

Analyte	Result	Qualifier	RL	MDL	Unit	D	Prepared	Analyzed	Dil Fac
Antimony	<0.0030		0.0030		mg/L		11/29/16 14:36	11/30/16 12:22	1
Arsenic	<0.0010		0.0010		mg/L		11/29/16 14:36	11/30/16 12:22	1
Barium	0.068		0.0025		mg/L		11/29/16 14:36	11/30/16 12:22	1
Beryllium	<0.0010		0.0010		mg/L		11/29/16 14:36	11/30/16 12:22	1
Boron	1.2		0.25		mg/L		11/29/16 14:36	11/30/16 11:33	5
Cadmium	<0.00050		0.00050		mg/L		11/29/16 14:36	11/30/16 12:22	1
Chromium	<0.0050		0.0050		mg/L		11/29/16 14:36	11/30/16 12:22	1
Cobalt	<0.0010		0.0010		mg/L		11/29/16 14:36	11/30/16 12:22	1
Copper	<0.0020		0.0020		mg/L		11/29/16 14:36	11/30/16 12:22	1
Iron	<0.10		0.10		mg/L		11/29/16 14:36	11/30/16 12:22	1
Lead	<0.00050		0.00050		mg/L		11/29/16 14:36	11/30/16 12:22	1
Manganese	0.37		0.0025		mg/L		11/29/16 14:36	11/30/16 12:22	1
Nickel	0.0023		0.0020		mg/L		11/29/16 14:36	11/30/16 12:22	1
Selenium	<0.0025	^	0.0025		mg/L		11/29/16 14:36	11/30/16 12:22	1
Silver	<0.00050		0.00050		mg/L		11/29/16 14:36	11/30/16 12:22	1
Thallium	<0.0020		0.0020		mg/L		11/29/16 14:36	11/30/16 12:22	1
Vanadium	<0.0050		0.0050		mg/L		11/29/16 14:36	11/30/16 12:22	1
Zinc	<0.020		0.020		mg/L		11/29/16 14:36	11/30/16 12:22	1

Method: 7470A - Mercury (CVAA) - Dissolved

Analyte	Result	Qualifier	RL	MDL	Unit	D	Prepared	Analyzed	Dil Fac
Mercury	<0.00020		0.00020		mg/L		11/20/16 16:30	11/21/16 13:07	1

General Chemistry - Dissolved

Analyte	Result	Qualifier	RL	MDL	Unit	D	Prepared	Analyzed	Dil Fac
Cyanide, Total	<0.010		0.010		mg/L		11/23/16 12:45	11/23/16 16:16	1
Sulfate	290		50		mg/L			11/28/16 04:41	10
Chloride	290		10		mg/L			11/20/16 23:11	5
Nitrogen, Nitrate	0.36		0.10		mg/L			11/29/16 08:42	1
Total Dissolved Solids	1300		10		mg/L			11/21/16 02:47	1
Fluoride	0.35		0.10		mg/L			11/19/16 17:56	1
Nitrogen, Nitrite	<0.020		0.020		mg/L			11/16/16 15:45	1
Nitrogen, Nitrate Nitrite	0.36		0.10		mg/L			11/22/16 21:28	1

TestAmerica Chicago

Client: KPRG and Associates, Inc.
 Project/Site: Powerton Station CCA

TestAmerica Job ID: 500-120174-1

Client Sample ID: MW-01
Date Collected: 11/16/16 14:32
Date Received: 11/17/16 09:25

Lab Sample ID: 500-120174-7
Matrix: Water

Method: 8260B - Volatile Organic Compounds (GC/MS)

Analyte	Result	Qualifier	RL	MDL	Unit	D	Prepared	Analyzed	Dil Fac
Benzene	<0.00050		0.00050		mg/L			11/23/16 05:13	1
Toluene	<0.00050		0.00050		mg/L			11/23/16 05:13	1
Ethylbenzene	<0.00050		0.00050		mg/L			11/23/16 05:13	1
Xylenes, Total	<0.0010		0.0010		mg/L			11/23/16 05:13	1
Surrogate	%Recovery	Qualifier	Limits				Prepared	Analyzed	Dil Fac
1,2-Dichloroethane-d4 (Surr)	87		71 - 127					11/23/16 05:13	1
Toluene-d8 (Surr)	97		75 - 120					11/23/16 05:13	1
4-Bromofluorobenzene (Surr)	102		71 - 120					11/23/16 05:13	1
Dibromofluoromethane	96		70 - 120					11/23/16 05:13	1

Method: 314.0 - Perchlorate (IC)

Analyte	Result	Qualifier	RL	MDL	Unit	D	Prepared	Analyzed	Dil Fac
Perchlorate	<0.0040		0.0040		mg/L			11/30/16 17:54	1

Method: 6020A - Metals (ICP/MS) - Dissolved

Analyte	Result	Qualifier	RL	MDL	Unit	D	Prepared	Analyzed	Dil Fac
Antimony	<0.0030		0.0030		mg/L		11/29/16 14:36	11/30/16 12:26	1
Arsenic	<0.0010		0.0010		mg/L		11/29/16 14:36	11/30/16 12:26	1
Barium	0.044		0.0025		mg/L		11/29/16 14:36	11/30/16 12:26	1
Beryllium	<0.0010		0.0010		mg/L		11/29/16 14:36	11/30/16 12:26	1
Boron	0.17		0.050		mg/L		11/29/16 14:36	11/30/16 15:23	1
Cadmium	<0.00050		0.00050		mg/L		11/29/16 14:36	11/30/16 12:26	1
Chromium	<0.0050		0.0050		mg/L		11/29/16 14:36	11/30/16 12:26	1
Cobalt	<0.0010		0.0010		mg/L		11/29/16 14:36	11/30/16 12:26	1
Copper	<0.0020		0.0020		mg/L		11/29/16 14:36	11/30/16 12:26	1
Iron	<0.10		0.10		mg/L		11/29/16 14:36	11/30/16 12:26	1
Lead	<0.00050		0.00050		mg/L		11/29/16 14:36	11/30/16 12:26	1
Manganese	<0.0025		0.0025		mg/L		11/29/16 14:36	11/30/16 12:26	1
Nickel	<0.0020		0.0020		mg/L		11/29/16 14:36	11/30/16 12:26	1
Selenium	<0.0025	^	0.0025		mg/L		11/29/16 14:36	11/30/16 12:26	1
Silver	<0.00050		0.00050		mg/L		11/29/16 14:36	11/30/16 12:26	1
Thallium	<0.0020		0.0020		mg/L		11/29/16 14:36	11/30/16 12:26	1
Vanadium	<0.0050		0.0050		mg/L		11/29/16 14:36	11/30/16 12:26	1
Zinc	<0.020		0.020		mg/L		11/29/16 14:36	11/30/16 12:26	1

Method: 7470A - Mercury (CVAA) - Dissolved

Analyte	Result	Qualifier	RL	MDL	Unit	D	Prepared	Analyzed	Dil Fac
Mercury	<0.00020		0.00020		mg/L		11/20/16 16:30	11/21/16 13:08	1

General Chemistry - Dissolved

Analyte	Result	Qualifier	RL	MDL	Unit	D	Prepared	Analyzed	Dil Fac
Cyanide, Total	<0.010		0.010		mg/L		11/23/16 12:45	11/23/16 16:16	1
Sulfate	55		10		mg/L			11/28/16 04:46	2
Chloride	39		2.0		mg/L			11/20/16 23:15	1
Nitrogen, Nitrate	5.2		0.10		mg/L			11/29/16 08:42	1
Total Dissolved Solids	480		10		mg/L			11/21/16 02:52	1
Fluoride	0.23		0.10		mg/L			11/19/16 17:58	1
Nitrogen, Nitrite	<0.020		0.020		mg/L			11/17/16 18:08	1
Nitrogen, Nitrate Nitrite	5.2		0.50		mg/L			11/22/16 21:30	5

TestAmerica Chicago

Client: KPRG and Associates, Inc.
 Project/Site: Powerton Station CCA

TestAmerica Job ID: 500-120174-1

Client Sample ID: MW-06
Date Collected: 11/16/16 09:55
Date Received: 11/17/16 09:25

Lab Sample ID: 500-120174-8
Matrix: Water

Method: 8260B - Volatile Organic Compounds (GC/MS)

Analyte	Result	Qualifier	RL	MDL	Unit	D	Prepared	Analyzed	Dil Fac
Benzene	<0.00050		0.00050		mg/L			11/23/16 05:40	1
Toluene	<0.00050		0.00050		mg/L			11/23/16 05:40	1
Ethylbenzene	<0.00050		0.00050		mg/L			11/23/16 05:40	1
Xylenes, Total	<0.0010		0.0010		mg/L			11/23/16 05:40	1
Surrogate	%Recovery	Qualifier	Limits				Prepared	Analyzed	Dil Fac
1,2-Dichloroethane-d4 (Surr)	88		71 - 127					11/23/16 05:40	1
Toluene-d8 (Surr)	102		75 - 120					11/23/16 05:40	1
4-Bromofluorobenzene (Surr)	104		71 - 120					11/23/16 05:40	1
Dibromofluoromethane	95		70 - 120					11/23/16 05:40	1

Method: 314.0 - Perchlorate (IC)

Analyte	Result	Qualifier	RL	MDL	Unit	D	Prepared	Analyzed	Dil Fac
Perchlorate	<0.0040		0.0040		mg/L			11/30/16 18:14	1

Method: 6020A - Metals (ICP/MS) - Dissolved

Analyte	Result	Qualifier	RL	MDL	Unit	D	Prepared	Analyzed	Dil Fac
Antimony	<0.0030		0.0030		mg/L		11/29/16 14:36	11/30/16 12:30	1
Arsenic	0.0022		0.0010		mg/L		11/29/16 14:36	11/30/16 12:30	1
Barium	0.090		0.0025		mg/L		11/29/16 14:36	11/30/16 12:30	1
Beryllium	<0.0010		0.0010		mg/L		11/29/16 14:36	11/30/16 12:30	1
Boron	0.36		0.050		mg/L		11/29/16 14:36	11/30/16 15:26	1
Cadmium	<0.00050		0.00050		mg/L		11/29/16 14:36	11/30/16 12:30	1
Chromium	<0.0050		0.0050		mg/L		11/29/16 14:36	11/30/16 12:30	1
Cobalt	<0.0010		0.0010		mg/L		11/29/16 14:36	11/30/16 12:30	1
Copper	<0.0020		0.0020		mg/L		11/29/16 14:36	11/30/16 12:30	1
Iron	1.1		0.10		mg/L		11/29/16 14:36	11/30/16 12:30	1
Lead	<0.00050		0.00050		mg/L		11/29/16 14:36	11/30/16 12:30	1
Manganese	0.79		0.0025		mg/L		11/29/16 14:36	11/30/16 12:30	1
Nickel	<0.0020		0.0020		mg/L		11/29/16 14:36	11/30/16 12:30	1
Selenium	<0.0025	^	0.0025		mg/L		11/29/16 14:36	11/30/16 12:30	1
Silver	<0.00050		0.00050		mg/L		11/29/16 14:36	11/30/16 12:30	1
Thallium	<0.0020		0.0020		mg/L		11/29/16 14:36	11/30/16 12:30	1
Vanadium	<0.0050		0.0050		mg/L		11/29/16 14:36	11/30/16 12:30	1
Zinc	<0.020		0.020		mg/L		11/29/16 14:36	11/30/16 12:30	1

Method: 7470A - Mercury (CVAA) - Dissolved

Analyte	Result	Qualifier	RL	MDL	Unit	D	Prepared	Analyzed	Dil Fac
Mercury	<0.00020		0.00020		mg/L		11/20/16 16:30	11/21/16 13:10	1

General Chemistry - Dissolved

Analyte	Result	Qualifier	RL	MDL	Unit	D	Prepared	Analyzed	Dil Fac
Cyanide, Total	<0.010		0.010		mg/L		11/23/16 12:45	11/23/16 16:17	1
Sulfate	470		100		mg/L			11/28/16 04:47	20
Chloride	180	F1	10		mg/L			11/20/16 23:16	5
Nitrogen, Nitrate	<0.10		0.10		mg/L			11/29/16 08:42	1
Total Dissolved Solids	1100		10		mg/L			11/21/16 02:56	1
Fluoride	0.50		0.10		mg/L			11/19/16 18:01	1
Nitrogen, Nitrite	<0.020		0.020		mg/L			11/17/16 18:09	1
Nitrogen, Nitrate Nitrite	<0.10		0.10		mg/L			11/22/16 21:32	1

TestAmerica Chicago

Client: KPRG and Associates, Inc.
 Project/Site: Powerton Station CCA

TestAmerica Job ID: 500-120174-1

Client Sample ID: MW-07
Date Collected: 11/16/16 11:50
Date Received: 11/17/16 09:25

Lab Sample ID: 500-120174-9
Matrix: Water

Method: 8260B - Volatile Organic Compounds (GC/MS)

Analyte	Result	Qualifier	RL	MDL	Unit	D	Prepared	Analyzed	Dil Fac
Benzene	<0.00050		0.00050		mg/L			11/23/16 06:07	1
Toluene	<0.00050		0.00050		mg/L			11/23/16 06:07	1
Ethylbenzene	<0.00050		0.00050		mg/L			11/23/16 06:07	1
Xylenes, Total	<0.0010		0.0010		mg/L			11/23/16 06:07	1
Surrogate	%Recovery	Qualifier	Limits				Prepared	Analyzed	Dil Fac
1,2-Dichloroethane-d4 (Surr)	87		71 - 127					11/23/16 06:07	1
Toluene-d8 (Surr)	99		75 - 120					11/23/16 06:07	1
4-Bromofluorobenzene (Surr)	102		71 - 120					11/23/16 06:07	1
Dibromofluoromethane	94		70 - 120					11/23/16 06:07	1

Method: 314.0 - Perchlorate (IC)

Analyte	Result	Qualifier	RL	MDL	Unit	D	Prepared	Analyzed	Dil Fac
Perchlorate	<0.0040		0.0040		mg/L			11/30/16 18:33	1

Method: 6020A - Metals (ICP/MS) - Dissolved

Analyte	Result	Qualifier	RL	MDL	Unit	D	Prepared	Analyzed	Dil Fac
Antimony	<0.0030		0.0030		mg/L		11/29/16 14:37	11/30/16 12:33	1
Arsenic	0.18		0.0010		mg/L		11/29/16 14:37	11/30/16 12:33	1
Barium	0.51		0.0025		mg/L		11/29/16 14:37	11/30/16 12:33	1
Beryllium	<0.0010		0.0010		mg/L		11/29/16 14:37	11/30/16 12:33	1
Boron	0.35		0.050		mg/L		11/29/16 14:37	11/30/16 15:30	1
Cadmium	<0.00050		0.00050		mg/L		11/29/16 14:37	11/30/16 12:33	1
Chromium	<0.0050		0.0050		mg/L		11/29/16 14:37	11/30/16 12:33	1
Cobalt	0.0058		0.0010		mg/L		11/29/16 14:37	11/30/16 12:33	1
Copper	<0.0020		0.0020		mg/L		11/29/16 14:37	11/30/16 12:33	1
Iron	22		0.10		mg/L		11/29/16 14:37	11/30/16 12:33	1
Lead	<0.00050		0.00050		mg/L		11/29/16 14:37	11/30/16 12:33	1
Manganese	7.8		0.025		mg/L		11/29/16 14:37	11/30/16 13:15	10
Nickel	0.0055		0.0020		mg/L		11/29/16 14:37	11/30/16 12:33	1
Selenium	<0.0025	^	0.0025		mg/L		11/29/16 14:37	11/30/16 12:33	1
Silver	<0.00050		0.00050		mg/L		11/29/16 14:37	11/30/16 12:33	1
Thallium	<0.0020		0.0020		mg/L		11/29/16 14:37	11/30/16 12:33	1
Vanadium	<0.0050		0.0050		mg/L		11/29/16 14:37	11/30/16 12:33	1
Zinc	<0.020		0.020		mg/L		11/29/16 14:37	11/30/16 12:33	1

Method: 7470A - Mercury (CVAA) - Dissolved

Analyte	Result	Qualifier	RL	MDL	Unit	D	Prepared	Analyzed	Dil Fac
Mercury	<0.00020		0.00020		mg/L		11/20/16 16:30	11/21/16 13:14	1

General Chemistry - Dissolved

Analyte	Result	Qualifier	RL	MDL	Unit	D	Prepared	Analyzed	Dil Fac
Cyanide, Total	<0.010		0.010		mg/L		11/23/16 12:45	11/23/16 16:17	1
Sulfate	27		10		mg/L			11/28/16 04:48	2
Chloride	150		10		mg/L			11/20/16 23:18	5
Nitrogen, Nitrate	<0.10		0.10		mg/L			11/29/16 08:42	1
Total Dissolved Solids	1200		10		mg/L			11/21/16 03:01	1
Fluoride	0.39		0.10		mg/L			11/19/16 18:04	1
Nitrogen, Nitrite	<0.020		0.020		mg/L			11/17/16 18:10	1
Nitrogen, Nitrate Nitrite	<0.10		0.10		mg/L			11/22/16 21:38	1

TestAmerica Chicago

Client: KPRG and Associates, Inc.
 Project/Site: Powerton Station CCA

TestAmerica Job ID: 500-120174-1

Client Sample ID: MW-10
Date Collected: 11/16/16 13:02
Date Received: 11/17/16 09:25

Lab Sample ID: 500-120174-10
Matrix: Water

Method: 8260B - Volatile Organic Compounds (GC/MS)

Analyte	Result	Qualifier	RL	MDL	Unit	D	Prepared	Analyzed	Dil Fac
Benzene	<0.00050		0.00050		mg/L			11/23/16 06:34	1
Toluene	<0.00050		0.00050		mg/L			11/23/16 06:34	1
Ethylbenzene	<0.00050		0.00050		mg/L			11/23/16 06:34	1
Xylenes, Total	<0.0010		0.0010		mg/L			11/23/16 06:34	1
Surrogate	%Recovery	Qualifier	Limits				Prepared	Analyzed	Dil Fac
1,2-Dichloroethane-d4 (Surr)	88		71 - 127					11/23/16 06:34	1
Toluene-d8 (Surr)	98		75 - 120					11/23/16 06:34	1
4-Bromofluorobenzene (Surr)	104		71 - 120					11/23/16 06:34	1
Dibromofluoromethane	94		70 - 120					11/23/16 06:34	1

Method: 314.0 - Perchlorate (IC)

Analyte	Result	Qualifier	RL	MDL	Unit	D	Prepared	Analyzed	Dil Fac
Perchlorate	<0.0040		0.0040		mg/L			11/30/16 18:52	1

Method: 6020A - Metals (ICP/MS) - Dissolved

Analyte	Result	Qualifier	RL	MDL	Unit	D	Prepared	Analyzed	Dil Fac
Antimony	<0.0030		0.0030		mg/L		11/29/16 14:37	11/30/16 12:37	1
Arsenic	<0.0010		0.0010		mg/L		11/29/16 14:37	11/30/16 12:37	1
Barium	0.17		0.0025		mg/L		11/29/16 14:37	11/30/16 12:37	1
Beryllium	<0.0010		0.0010		mg/L		11/29/16 14:37	11/30/16 12:37	1
Boron	0.37		0.050		mg/L		11/29/16 14:37	11/30/16 15:34	1
Cadmium	<0.00050		0.00050		mg/L		11/29/16 14:37	11/30/16 12:37	1
Chromium	<0.0050		0.0050		mg/L		11/29/16 14:37	11/30/16 12:37	1
Cobalt	0.0016		0.0010		mg/L		11/29/16 14:37	11/30/16 12:37	1
Copper	<0.0020		0.0020		mg/L		11/29/16 14:37	11/30/16 12:37	1
Iron	<0.10		0.10		mg/L		11/29/16 14:37	11/30/16 12:37	1
Lead	<0.00050		0.00050		mg/L		11/29/16 14:37	11/30/16 12:37	1
Manganese	1.3		0.0025		mg/L		11/29/16 14:37	11/30/16 12:37	1
Nickel	0.0027		0.0020		mg/L		11/29/16 14:37	11/30/16 12:37	1
Selenium	0.0032		0.0025		mg/L		11/29/16 14:37	11/30/16 15:34	1
Silver	<0.00050		0.00050		mg/L		11/29/16 14:37	11/30/16 12:37	1
Thallium	<0.0020		0.0020		mg/L		11/29/16 14:37	11/30/16 12:37	1
Vanadium	<0.0050		0.0050		mg/L		11/29/16 14:37	11/30/16 12:37	1
Zinc	<0.020		0.020		mg/L		11/29/16 14:37	11/30/16 12:37	1

Method: 7470A - Mercury (CVAA) - Dissolved

Analyte	Result	Qualifier	RL	MDL	Unit	D	Prepared	Analyzed	Dil Fac
Mercury	<0.00020		0.00020		mg/L		11/20/16 16:30	11/21/16 13:16	1

General Chemistry - Dissolved

Analyte	Result	Qualifier	RL	MDL	Unit	D	Prepared	Analyzed	Dil Fac
Cyanide, Total	<0.010		0.010		mg/L		11/23/16 12:45	11/23/16 16:17	1
Sulfate	62		10		mg/L			11/28/16 04:49	2
Chloride	44		2.0		mg/L			11/20/16 23:18	1
Nitrogen, Nitrate	0.54		0.10		mg/L			11/29/16 08:42	1
Total Dissolved Solids	480		10		mg/L			11/21/16 03:05	1
Fluoride	0.17		0.10		mg/L			11/19/16 18:07	1
Nitrogen, Nitrite	0.043		0.020		mg/L			11/17/16 18:10	1
Nitrogen, Nitrate Nitrite	0.58		0.10		mg/L			11/22/16 21:41	1

TestAmerica Chicago

Client: KPRG and Associates, Inc.
 Project/Site: Powerton Station CCA

TestAmerica Job ID: 500-120174-1

Client Sample ID: MW-16
Date Collected: 11/16/16 16:01
Date Received: 11/17/16 09:25

Lab Sample ID: 500-120174-11
Matrix: Water

Method: 8260B - Volatile Organic Compounds (GC/MS)

Analyte	Result	Qualifier	RL	MDL	Unit	D	Prepared	Analyzed	Dil Fac
Benzene	<0.00050		0.00050		mg/L			11/23/16 07:00	1
Toluene	<0.00050		0.00050		mg/L			11/23/16 07:00	1
Ethylbenzene	<0.00050		0.00050		mg/L			11/23/16 07:00	1
Xylenes, Total	<0.0010		0.0010		mg/L			11/23/16 07:00	1
Surrogate	%Recovery	Qualifier	Limits				Prepared	Analyzed	Dil Fac
1,2-Dichloroethane-d4 (Surr)	90		71 - 127					11/23/16 07:00	1
Toluene-d8 (Surr)	98		75 - 120					11/23/16 07:00	1
4-Bromofluorobenzene (Surr)	104		71 - 120					11/23/16 07:00	1
Dibromofluoromethane	96		70 - 120					11/23/16 07:00	1

Method: 314.0 - Perchlorate (IC)

Analyte	Result	Qualifier	RL	MDL	Unit	D	Prepared	Analyzed	Dil Fac
Perchlorate	<0.0040		0.0040		mg/L			11/30/16 19:12	1

Method: 6020A - Metals (ICP/MS) - Dissolved

Analyte	Result	Qualifier	RL	MDL	Unit	D	Prepared	Analyzed	Dil Fac
Antimony	<0.0030		0.0030		mg/L		11/29/16 14:37	11/30/16 12:41	1
Arsenic	<0.0010		0.0010		mg/L		11/29/16 14:37	11/30/16 12:41	1
Barium	0.041		0.0025		mg/L		11/29/16 14:37	11/30/16 12:41	1
Beryllium	<0.0010		0.0010		mg/L		11/29/16 14:37	11/30/16 12:41	1
Boron	0.18		0.050		mg/L		11/29/16 14:37	11/30/16 15:38	1
Cadmium	<0.00050		0.00050		mg/L		11/29/16 14:37	11/30/16 12:41	1
Chromium	<0.0050		0.0050		mg/L		11/29/16 14:37	11/30/16 12:41	1
Cobalt	<0.0010		0.0010		mg/L		11/29/16 14:37	11/30/16 12:41	1
Copper	<0.0020		0.0020		mg/L		11/29/16 14:37	11/30/16 12:41	1
Iron	<0.10		0.10		mg/L		11/29/16 14:37	11/30/16 12:41	1
Lead	<0.00050		0.00050		mg/L		11/29/16 14:37	11/30/16 12:41	1
Manganese	0.0059		0.0025		mg/L		11/29/16 14:37	11/30/16 12:41	1
Nickel	<0.0020		0.0020		mg/L		11/29/16 14:37	11/30/16 12:41	1
Selenium	<0.0025	^	0.0025		mg/L		11/29/16 14:37	11/30/16 12:41	1
Silver	<0.00050		0.00050		mg/L		11/29/16 14:37	11/30/16 12:41	1
Thallium	<0.0020		0.0020		mg/L		11/29/16 14:37	11/30/16 12:41	1
Vanadium	<0.0050		0.0050		mg/L		11/29/16 14:37	11/30/16 12:41	1
Zinc	<0.020		0.020		mg/L		11/29/16 14:37	11/30/16 12:41	1

Method: 7470A - Mercury (CVAA) - Dissolved

Analyte	Result	Qualifier	RL	MDL	Unit	D	Prepared	Analyzed	Dil Fac
Mercury	<0.00020		0.00020		mg/L		11/20/16 16:30	11/21/16 13:17	1

General Chemistry - Dissolved

Analyte	Result	Qualifier	RL	MDL	Unit	D	Prepared	Analyzed	Dil Fac
Cyanide, Total	<0.010		0.010		mg/L		11/23/16 12:45	11/23/16 16:18	1
Sulfate	38		10		mg/L			11/28/16 04:50	2
Chloride	26		2.0		mg/L			11/20/16 23:19	1
Nitrogen, Nitrate	27		0.10		mg/L			11/29/16 08:42	1
Total Dissolved Solids	540		10		mg/L			11/21/16 03:09	1
Fluoride	<0.10		0.10		mg/L			11/19/16 18:10	1
Nitrogen, Nitrite	<0.020		0.020		mg/L			11/17/16 18:10	1
Nitrogen, Nitrate Nitrite	27		2.0		mg/L			11/22/16 22:20	20

TestAmerica Chicago

Client: KPRG and Associates, Inc.
 Project/Site: Powerton Station CCA

TestAmerica Job ID: 500-120174-1

Client Sample ID: MW-09
Date Collected: 11/17/16 09:47
Date Received: 11/18/16 08:45

Lab Sample ID: 500-120174-12
Matrix: Water

Method: 8260B - Volatile Organic Compounds (GC/MS)

Analyte	Result	Qualifier	RL	MDL	Unit	D	Prepared	Analyzed	Dil Fac
Benzene	<0.00050		0.00050		mg/L			11/23/16 07:27	1
Toluene	<0.00050		0.00050		mg/L			11/23/16 07:27	1
Ethylbenzene	<0.00050		0.00050		mg/L			11/23/16 07:27	1
Xylenes, Total	<0.0010		0.0010		mg/L			11/23/16 07:27	1
Surrogate	%Recovery	Qualifier	Limits				Prepared	Analyzed	Dil Fac
1,2-Dichloroethane-d4 (Surr)	86		71 - 127					11/23/16 07:27	1
Toluene-d8 (Surr)	97		75 - 120					11/23/16 07:27	1
4-Bromofluorobenzene (Surr)	102		71 - 120					11/23/16 07:27	1
Dibromofluoromethane	95		70 - 120					11/23/16 07:27	1

Method: 314.0 - Perchlorate (IC)

Analyte	Result	Qualifier	RL	MDL	Unit	D	Prepared	Analyzed	Dil Fac
Perchlorate	<0.0040		0.0040		mg/L			11/30/16 19:31	1

Method: 6020A - Metals (ICP/MS) - Dissolved

Analyte	Result	Qualifier	RL	MDL	Unit	D	Prepared	Analyzed	Dil Fac
Antimony	<0.0030		0.0030		mg/L		11/29/16 14:37	11/30/16 12:45	1
Arsenic	<0.0010		0.0010		mg/L		11/29/16 14:37	11/30/16 12:45	1
Barium	0.037		0.0025		mg/L		11/29/16 14:37	11/30/16 12:45	1
Beryllium	<0.0010		0.0010		mg/L		11/29/16 14:37	11/30/16 12:45	1
Boron	3.8		0.50		mg/L		11/29/16 14:37	11/30/16 11:37	10
Cadmium	<0.00050		0.00050		mg/L		11/29/16 14:37	11/30/16 12:45	1
Chromium	<0.0050		0.0050		mg/L		11/29/16 14:37	11/30/16 12:45	1
Cobalt	<0.0010		0.0010		mg/L		11/29/16 14:37	11/30/16 12:45	1
Copper	<0.0020		0.0020		mg/L		11/29/16 14:37	11/30/16 12:45	1
Iron	<0.10		0.10		mg/L		11/29/16 14:37	11/30/16 12:45	1
Lead	<0.00050		0.00050		mg/L		11/29/16 14:37	11/30/16 12:45	1
Manganese	0.10		0.0025		mg/L		11/29/16 14:37	11/30/16 12:45	1
Nickel	<0.0020		0.0020		mg/L		11/29/16 14:37	11/30/16 12:45	1
Selenium	0.0035		0.0025		mg/L		11/29/16 14:37	11/30/16 17:00	1
Silver	<0.00050		0.00050		mg/L		11/29/16 14:37	11/30/16 12:45	1
Thallium	<0.0020		0.0020		mg/L		11/29/16 14:37	11/30/16 12:45	1
Vanadium	<0.0050		0.0050		mg/L		11/29/16 14:37	11/30/16 12:45	1
Zinc	<0.020		0.020		mg/L		11/29/16 14:37	11/30/16 12:45	1

Method: 7470A - Mercury (CVAA) - Dissolved

Analyte	Result	Qualifier	RL	MDL	Unit	D	Prepared	Analyzed	Dil Fac
Mercury	<0.00020		0.00020		mg/L		11/20/16 16:30	11/21/16 13:19	1

General Chemistry - Dissolved

Analyte	Result	Qualifier	RL	MDL	Unit	D	Prepared	Analyzed	Dil Fac
Cyanide, Total	<0.010		0.010		mg/L		11/23/16 12:45	11/23/16 16:18	1
Sulfate	140		50		mg/L			11/28/16 04:51	10
Chloride	38		2.0		mg/L			11/20/16 23:19	1
Nitrogen, Nitrate	4.4		0.10		mg/L			11/29/16 08:42	1
Total Dissolved Solids	600		10		mg/L			11/21/16 03:14	1
Fluoride	0.15		0.10		mg/L			11/19/16 18:21	1
Nitrogen, Nitrite	<0.020		0.020		mg/L			11/18/16 20:31	1
Nitrogen, Nitrate Nitrite	4.4		0.50		mg/L			11/22/16 22:20	5

TestAmerica Chicago

Client: KPRG and Associates, Inc.
 Project/Site: Powerton Station CCA

TestAmerica Job ID: 500-120174-1

Client Sample ID: MW-11
Date Collected: 11/17/16 12:01
Date Received: 11/18/16 08:45

Lab Sample ID: 500-120174-13
Matrix: Water

Method: 8260B - Volatile Organic Compounds (GC/MS)

Analyte	Result	Qualifier	RL	MDL	Unit	D	Prepared	Analyzed	Dil Fac
Benzene	<0.00050		0.00050		mg/L			11/23/16 07:54	1
Toluene	0.00053		0.00050		mg/L			11/23/16 07:54	1
Ethylbenzene	<0.00050		0.00050		mg/L			11/23/16 07:54	1
Xylenes, Total	<0.0010		0.0010		mg/L			11/23/16 07:54	1
Surrogate	%Recovery	Qualifier	Limits				Prepared	Analyzed	Dil Fac
1,2-Dichloroethane-d4 (Surr)	88		71 - 127					11/23/16 07:54	1
Toluene-d8 (Surr)	98		75 - 120					11/23/16 07:54	1
4-Bromofluorobenzene (Surr)	106		71 - 120					11/23/16 07:54	1
Dibromofluoromethane	96		70 - 120					11/23/16 07:54	1

Method: 314.0 - Perchlorate (IC)

Analyte	Result	Qualifier	RL	MDL	Unit	D	Prepared	Analyzed	Dil Fac
Perchlorate	<0.0040		0.0040		mg/L			11/30/16 19:51	1

Method: 6020A - Metals (ICP/MS) - Dissolved

Analyte	Result	Qualifier	RL	MDL	Unit	D	Prepared	Analyzed	Dil Fac
Antimony	<0.0030		0.0030		mg/L		11/29/16 14:37	11/30/16 12:56	1
Arsenic	0.0071		0.0010		mg/L		11/29/16 14:37	11/30/16 12:56	1
Barium	0.19		0.0025		mg/L		11/29/16 14:37	11/30/16 12:56	1
Beryllium	<0.0010		0.0010		mg/L		11/29/16 14:37	11/30/16 12:56	1
Boron	1.0		0.25		mg/L		11/29/16 14:37	11/30/16 11:41	5
Cadmium	<0.00050		0.00050		mg/L		11/29/16 14:37	11/30/16 12:56	1
Chromium	<0.0050		0.0050		mg/L		11/29/16 14:37	11/30/16 12:56	1
Cobalt	0.0024		0.0010		mg/L		11/29/16 14:37	11/30/16 12:56	1
Copper	<0.0020		0.0020		mg/L		11/29/16 14:37	11/30/16 12:56	1
Iron	0.80		0.10		mg/L		11/29/16 14:37	11/30/16 12:56	1
Lead	<0.00050		0.00050		mg/L		11/29/16 14:37	11/30/16 12:56	1
Manganese	4.0		0.0025		mg/L		11/29/16 14:37	11/30/16 12:56	1
Nickel	0.0040		0.0020		mg/L		11/29/16 14:37	11/30/16 12:56	1
Selenium	<0.0025	^	0.0025		mg/L		11/29/16 14:37	11/30/16 12:56	1
Silver	<0.00050		0.00050		mg/L		11/29/16 14:37	11/30/16 12:56	1
Thallium	<0.0020		0.0020		mg/L		11/29/16 14:37	11/30/16 12:56	1
Vanadium	<0.0050		0.0050		mg/L		11/29/16 14:37	11/30/16 12:56	1
Zinc	<0.020		0.020		mg/L		11/29/16 14:37	11/30/16 12:56	1

Method: 7470A - Mercury (CVAA) - Dissolved

Analyte	Result	Qualifier	RL	MDL	Unit	D	Prepared	Analyzed	Dil Fac
Mercury	<0.00020		0.00020		mg/L		11/20/16 16:30	11/21/16 13:20	1

General Chemistry - Dissolved

Analyte	Result	Qualifier	RL	MDL	Unit	D	Prepared	Analyzed	Dil Fac
Cyanide, Total	<0.010		0.010		mg/L		11/23/16 12:45	11/23/16 16:19	1
Sulfate	390		100		mg/L			11/28/16 04:54	20
Chloride	130		10		mg/L			11/20/16 23:20	5
Nitrogen, Nitrate	<0.10		0.10		mg/L			11/29/16 08:42	1
Total Dissolved Solids	1100		10		mg/L			11/21/16 03:18	1
Fluoride	0.45		0.10		mg/L			11/19/16 18:24	1
Nitrogen, Nitrite	<0.020		0.020		mg/L			11/18/16 20:31	1
Nitrogen, Nitrate Nitrite	<0.10		0.10		mg/L			11/22/16 21:47	1

TestAmerica Chicago

Client: KPRG and Associates, Inc.
 Project/Site: Powerton Station CCA

TestAmerica Job ID: 500-120174-1

Client Sample ID: MW-13
Date Collected: 11/17/16 13:45
Date Received: 11/18/16 08:45

Lab Sample ID: 500-120174-14
Matrix: Water

Method: 8260B - Volatile Organic Compounds (GC/MS)

Analyte	Result	Qualifier	RL	MDL	Unit	D	Prepared	Analyzed	Dil Fac
Benzene	<0.00050		0.00050		mg/L			11/23/16 08:21	1
Toluene	<0.00050		0.00050		mg/L			11/23/16 08:21	1
Ethylbenzene	<0.00050		0.00050		mg/L			11/23/16 08:21	1
Xylenes, Total	<0.0010		0.0010		mg/L			11/23/16 08:21	1
Surrogate	%Recovery	Qualifier	Limits				Prepared	Analyzed	Dil Fac
1,2-Dichloroethane-d4 (Surr)	88		71 - 127					11/23/16 08:21	1
Toluene-d8 (Surr)	97		75 - 120					11/23/16 08:21	1
4-Bromofluorobenzene (Surr)	103		71 - 120					11/23/16 08:21	1
Dibromofluoromethane	98		70 - 120					11/23/16 08:21	1

Method: 314.0 - Perchlorate (IC)

Analyte	Result	Qualifier	RL	MDL	Unit	D	Prepared	Analyzed	Dil Fac
Perchlorate	<0.0040		0.0040		mg/L			11/30/16 20:10	1

Method: 6020A - Metals (ICP/MS) - Dissolved

Analyte	Result	Qualifier	RL	MDL	Unit	D	Prepared	Analyzed	Dil Fac
Antimony	<0.0030		0.0030		mg/L		11/29/16 14:37	11/30/16 13:00	1
Arsenic	0.028		0.0010		mg/L		11/29/16 14:37	11/30/16 13:00	1
Barium	0.094		0.0025		mg/L		11/29/16 14:37	11/30/16 13:00	1
Beryllium	<0.0010		0.0010		mg/L		11/29/16 14:37	11/30/16 13:00	1
Boron	3.7		0.50		mg/L		11/29/16 14:37	11/30/16 11:44	10
Cadmium	<0.00050		0.00050		mg/L		11/29/16 14:37	11/30/16 13:00	1
Chromium	<0.0050		0.0050		mg/L		11/29/16 14:37	11/30/16 13:00	1
Cobalt	<0.0010		0.0010		mg/L		11/29/16 14:37	11/30/16 13:00	1
Copper	<0.0020		0.0020		mg/L		11/29/16 14:37	11/30/16 13:00	1
Iron	0.96		0.10		mg/L		11/29/16 14:37	11/30/16 13:00	1
Lead	<0.00050		0.00050		mg/L		11/29/16 14:37	11/30/16 13:00	1
Manganese	5.0		0.0025		mg/L		11/29/16 14:37	11/30/16 13:00	1
Nickel	<0.0020		0.0020		mg/L		11/29/16 14:37	11/30/16 13:00	1
Selenium	<0.0025		0.0025		mg/L		11/29/16 14:37	11/30/16 17:03	1
Silver	<0.00050		0.00050		mg/L		11/29/16 14:37	11/30/16 13:00	1
Thallium	<0.0020		0.0020		mg/L		11/29/16 14:37	11/30/16 13:00	1
Vanadium	<0.0050		0.0050		mg/L		11/29/16 14:37	11/30/16 13:00	1
Zinc	<0.020		0.020		mg/L		11/29/16 14:37	11/30/16 13:00	1

Method: 7470A - Mercury (CVAA) - Dissolved

Analyte	Result	Qualifier	RL	MDL	Unit	D	Prepared	Analyzed	Dil Fac
Mercury	<0.00020		0.00020		mg/L		11/20/16 16:30	11/21/16 13:22	1

General Chemistry - Dissolved

Analyte	Result	Qualifier	RL	MDL	Unit	D	Prepared	Analyzed	Dil Fac
Cyanide, Total	<0.010		0.010		mg/L		11/25/16 13:20	11/25/16 19:11	1
Sulfate	1700		500		mg/L			11/28/16 04:55	100
Chloride	160		10		mg/L			11/20/16 23:22	5
Nitrogen, Nitrate	<0.10		0.10		mg/L			11/29/16 08:42	1
Total Dissolved Solids	3400		10		mg/L			11/21/16 03:23	1
Fluoride	0.34		0.10		mg/L			11/19/16 18:27	1
Nitrogen, Nitrite	<0.020		0.020		mg/L			11/18/16 20:32	1
Nitrogen, Nitrate Nitrite	<0.10		0.10		mg/L			11/22/16 21:49	1

TestAmerica Chicago

Client: KPRG and Associates, Inc.
 Project/Site: Powerton Station CCA

TestAmerica Job ID: 500-120174-1

Client Sample ID: MW-14
Date Collected: 11/17/16 15:21
Date Received: 11/18/16 08:45

Lab Sample ID: 500-120174-15
Matrix: Water

Method: 8260B - Volatile Organic Compounds (GC/MS)

Analyte	Result	Qualifier	RL	MDL	Unit	D	Prepared	Analyzed	Dil Fac
Benzene	<0.00050		0.00050		mg/L			11/23/16 13:58	1
Toluene	<0.00050		0.00050		mg/L			11/23/16 13:58	1
Ethylbenzene	<0.00050		0.00050		mg/L			11/23/16 13:58	1
Xylenes, Total	<0.0010		0.0010		mg/L			11/23/16 13:58	1
Surrogate	%Recovery	Qualifier	Limits				Prepared	Analyzed	Dil Fac
1,2-Dichloroethane-d4 (Surr)	101		71 - 127					11/23/16 13:58	1
Toluene-d8 (Surr)	99		75 - 120					11/23/16 13:58	1
4-Bromofluorobenzene (Surr)	102		71 - 120					11/23/16 13:58	1
Dibromofluoromethane	93		70 - 120					11/23/16 13:58	1

Method: 314.0 - Perchlorate (IC)

Analyte	Result	Qualifier	RL	MDL	Unit	D	Prepared	Analyzed	Dil Fac
Perchlorate	<0.0040		0.0040		mg/L			11/30/16 20:29	1

Method: 6020A - Metals (ICP/MS) - Dissolved

Analyte	Result	Qualifier	RL	MDL	Unit	D	Prepared	Analyzed	Dil Fac
Antimony	<0.0030		0.0030		mg/L		11/29/16 14:37	11/30/16 13:04	1
Arsenic	<0.0010		0.0010		mg/L		11/29/16 14:37	11/30/16 13:04	1
Barium	0.065		0.0025		mg/L		11/29/16 14:37	11/30/16 13:04	1
Beryllium	<0.0010		0.0010		mg/L		11/29/16 14:37	11/30/16 13:04	1
Boron	1.8		0.25		mg/L		11/29/16 14:37	11/30/16 11:48	5
Cadmium	0.00082		0.00050		mg/L		11/29/16 14:37	11/30/16 13:04	1
Chromium	<0.0050		0.0050		mg/L		11/29/16 14:37	11/30/16 13:04	1
Cobalt	<0.0010		0.0010		mg/L		11/29/16 14:37	11/30/16 13:04	1
Copper	<0.0020		0.0020		mg/L		11/29/16 14:37	11/30/16 13:04	1
Iron	0.18		0.10		mg/L		11/29/16 14:37	11/30/16 13:04	1
Lead	<0.00050		0.00050		mg/L		11/29/16 14:37	11/30/16 13:04	1
Manganese	0.81		0.0025		mg/L		11/29/16 14:37	11/30/16 13:04	1
Nickel	0.0038		0.0020		mg/L		11/29/16 14:37	11/30/16 13:04	1
Selenium	<0.0025	^	0.0025		mg/L		11/29/16 14:37	11/30/16 13:04	1
Silver	<0.00050		0.00050		mg/L		11/29/16 14:37	11/30/16 13:04	1
Thallium	0.0048		0.0020		mg/L		11/29/16 14:37	11/30/16 13:04	1
Vanadium	<0.0050		0.0050		mg/L		11/29/16 14:37	11/30/16 13:04	1
Zinc	<0.020		0.020		mg/L		11/29/16 14:37	11/30/16 13:04	1

Method: 7470A - Mercury (CVAA) - Dissolved

Analyte	Result	Qualifier	RL	MDL	Unit	D	Prepared	Analyzed	Dil Fac
Mercury	<0.00020		0.00020		mg/L		11/20/16 16:30	11/21/16 13:23	1

General Chemistry - Dissolved

Analyte	Result	Qualifier	RL	MDL	Unit	D	Prepared	Analyzed	Dil Fac
Cyanide, Total	<0.010		0.010		mg/L		11/25/16 13:20	11/25/16 19:13	1
Sulfate	1200		250		mg/L			11/29/16 06:58	50
Chloride	170		10		mg/L			11/20/16 23:22	5
Nitrogen, Nitrate	<0.10		0.10		mg/L			11/29/16 08:42	1
Total Dissolved Solids	2900		10		mg/L			11/21/16 03:27	1
Fluoride	0.96		0.10		mg/L			11/19/16 18:29	1
Nitrogen, Nitrite	<0.020		0.020		mg/L			11/18/16 20:32	1
Nitrogen, Nitrate Nitrite	<0.10		0.10		mg/L			11/22/16 21:51	1

TestAmerica Chicago

Client: KPRG and Associates, Inc.
 Project/Site: Powerton Station CCA

TestAmerica Job ID: 500-120174-1

Client Sample ID: MW-15
Date Collected: 11/17/16 16:40
Date Received: 11/18/16 08:45

Lab Sample ID: 500-120174-16
Matrix: Water

Method: 8260B - Volatile Organic Compounds (GC/MS)

Analyte	Result	Qualifier	RL	MDL	Unit	D	Prepared	Analyzed	Dil Fac
Benzene	<0.00050		0.00050		mg/L			11/23/16 14:24	1
Toluene	<0.00050		0.00050		mg/L			11/23/16 14:24	1
Ethylbenzene	<0.00050		0.00050		mg/L			11/23/16 14:24	1
Xylenes, Total	<0.0010		0.0010		mg/L			11/23/16 14:24	1
Surrogate	%Recovery	Qualifier	Limits				Prepared	Analyzed	Dil Fac
1,2-Dichloroethane-d4 (Surr)	103		71 - 127					11/23/16 14:24	1
Toluene-d8 (Surr)	100		75 - 120					11/23/16 14:24	1
4-Bromofluorobenzene (Surr)	103		71 - 120					11/23/16 14:24	1
Dibromofluoromethane	93		70 - 120					11/23/16 14:24	1

Method: 314.0 - Perchlorate (IC)

Analyte	Result	Qualifier	RL	MDL	Unit	D	Prepared	Analyzed	Dil Fac
Perchlorate	<0.0040		0.0040		mg/L			11/30/16 20:49	1

Method: 6020A - Metals (ICP/MS) - Dissolved

Analyte	Result	Qualifier	RL	MDL	Unit	D	Prepared	Analyzed	Dil Fac
Antimony	<0.0030		0.0030		mg/L		11/29/16 14:37	11/30/16 13:08	1
Arsenic	0.0011		0.0010		mg/L		11/29/16 14:37	11/30/16 13:08	1
Barium	0.053		0.0025		mg/L		11/29/16 14:37	11/30/16 13:08	1
Beryllium	<0.0010		0.0010		mg/L		11/29/16 14:37	11/30/16 13:08	1
Boron	2.0		0.25		mg/L		11/29/16 14:37	11/30/16 11:52	5
Cadmium	<0.00050		0.00050		mg/L		11/29/16 14:37	11/30/16 13:08	1
Chromium	<0.0050		0.0050		mg/L		11/29/16 14:37	11/30/16 13:08	1
Cobalt	<0.0010		0.0010		mg/L		11/29/16 14:37	11/30/16 13:08	1
Copper	<0.0020		0.0020		mg/L		11/29/16 14:37	11/30/16 13:08	1
Iron	0.22		0.10		mg/L		11/29/16 14:37	11/30/16 13:08	1
Lead	<0.00050		0.00050		mg/L		11/29/16 14:37	11/30/16 13:08	1
Manganese	0.19		0.0025		mg/L		11/29/16 14:37	11/30/16 13:08	1
Nickel	0.0063		0.0020		mg/L		11/29/16 14:37	11/30/16 13:08	1
Selenium	0.017		0.0025		mg/L		11/29/16 14:37	11/30/16 17:06	1
Silver	<0.00050		0.00050		mg/L		11/29/16 14:37	11/30/16 13:08	1
Thallium	<0.0020		0.0020		mg/L		11/29/16 14:37	11/30/16 13:08	1
Vanadium	<0.0050		0.0050		mg/L		11/29/16 14:37	11/30/16 13:08	1
Zinc	<0.020		0.020		mg/L		11/29/16 14:37	11/30/16 13:08	1

Method: 7470A - Mercury (CVAA) - Dissolved

Analyte	Result	Qualifier	RL	MDL	Unit	D	Prepared	Analyzed	Dil Fac
Mercury	<0.00020		0.00020		mg/L		11/20/16 16:30	11/21/16 13:24	1

General Chemistry - Dissolved

Analyte	Result	Qualifier	RL	MDL	Unit	D	Prepared	Analyzed	Dil Fac
Cyanide, Total	<0.010		0.010		mg/L		11/25/16 13:20	11/25/16 19:13	1
Sulfate	570		130		mg/L			11/29/16 06:59	25
Chloride	180		10		mg/L			11/20/16 23:23	5
Nitrogen, Nitrate	0.17		0.10		mg/L			11/29/16 08:42	1
Total Dissolved Solids	1900		10		mg/L			11/21/16 03:31	1
Fluoride	0.53		0.10		mg/L			11/19/16 18:32	1
Nitrogen, Nitrite	<0.020		0.020		mg/L			11/18/16 20:32	1
Nitrogen, Nitrate Nitrite	0.17		0.10		mg/L			11/22/16 21:55	1

TestAmerica Chicago

Client: KPRG and Associates, Inc.
 Project/Site: Powerton Station CCA

TestAmerica Job ID: 500-120174-1

Client Sample ID: MW-12
Date Collected: 11/18/16 13:20
Date Received: 11/18/16 19:50

Lab Sample ID: 500-120174-17
Matrix: Water

Method: 8260B - Volatile Organic Compounds (GC/MS)

Analyte	Result	Qualifier	RL	MDL	Unit	D	Prepared	Analyzed	Dil Fac
Benzene	<0.00050		0.00050		mg/L			11/23/16 14:50	1
Toluene	<0.00050		0.00050		mg/L			11/23/16 14:50	1
Ethylbenzene	<0.00050		0.00050		mg/L			11/23/16 14:50	1
Xylenes, Total	<0.0010		0.0010		mg/L			11/23/16 14:50	1
Surrogate	%Recovery	Qualifier	Limits				Prepared	Analyzed	Dil Fac
1,2-Dichloroethane-d4 (Surr)	104		71 - 127					11/23/16 14:50	1
Toluene-d8 (Surr)	98		75 - 120					11/23/16 14:50	1
4-Bromofluorobenzene (Surr)	103		71 - 120					11/23/16 14:50	1
Dibromofluoromethane	93		70 - 120					11/23/16 14:50	1

Method: 314.0 - Perchlorate (IC)

Analyte	Result	Qualifier	RL	MDL	Unit	D	Prepared	Analyzed	Dil Fac
Perchlorate	<0.0040		0.0040		mg/L			11/30/16 21:47	1

Method: 6020A - Metals (ICP/MS) - Dissolved

Analyte	Result	Qualifier	RL	MDL	Unit	D	Prepared	Analyzed	Dil Fac
Antimony	<0.0030		0.0030		mg/L		11/29/16 14:37	11/30/16 13:11	1
Arsenic	0.013		0.0010		mg/L		11/29/16 14:37	11/30/16 13:11	1
Barium	0.096		0.0025		mg/L		11/29/16 14:37	11/30/16 13:11	1
Beryllium	<0.0010		0.0010		mg/L		11/29/16 14:37	11/30/16 13:11	1
Boron	0.81		0.10		mg/L		11/29/16 14:37	11/30/16 11:56	2
Cadmium	<0.00050		0.00050		mg/L		11/29/16 14:37	11/30/16 13:11	1
Chromium	<0.0050		0.0050		mg/L		11/29/16 14:37	11/30/16 13:11	1
Cobalt	<0.0010		0.0010		mg/L		11/29/16 14:37	11/30/16 13:11	1
Copper	<0.0020		0.0020		mg/L		11/29/16 14:37	11/30/16 13:11	1
Iron	2.2		0.10		mg/L		11/29/16 14:37	11/30/16 13:11	1
Lead	<0.00050		0.00050		mg/L		11/29/16 14:37	11/30/16 13:11	1
Manganese	0.96		0.0025		mg/L		11/29/16 14:37	11/30/16 13:11	1
Nickel	<0.0020		0.0020		mg/L		11/29/16 14:37	11/30/16 13:11	1
Selenium	<0.0025	^	0.0025		mg/L		11/29/16 14:37	11/30/16 13:11	1
Silver	<0.00050		0.00050		mg/L		11/29/16 14:37	11/30/16 13:11	1
Thallium	<0.0020		0.0020		mg/L		11/29/16 14:37	11/30/16 13:11	1
Vanadium	<0.0050		0.0050		mg/L		11/29/16 14:37	11/30/16 13:11	1
Zinc	<0.020		0.020		mg/L		11/29/16 14:37	11/30/16 13:11	1

Method: 7470A - Mercury (CVAA) - Dissolved

Analyte	Result	Qualifier	RL	MDL	Unit	D	Prepared	Analyzed	Dil Fac
Mercury	<0.00020		0.00020		mg/L		11/20/16 16:30	11/21/16 13:26	1

General Chemistry - Dissolved

Analyte	Result	Qualifier	RL	MDL	Unit	D	Prepared	Analyzed	Dil Fac
Cyanide, Total	<0.010		0.010		mg/L		11/25/16 13:20	11/25/16 19:13	1
Sulfate	300		100		mg/L			11/29/16 07:00	20
Chloride	180		10		mg/L			11/20/16 23:23	5
Nitrogen, Nitrate	<0.10		0.10		mg/L			11/29/16 08:42	1
Total Dissolved Solids	1300		10		mg/L			11/21/16 03:36	1
Fluoride	0.53		0.10		mg/L			11/19/16 18:35	1
Nitrogen, Nitrite	<0.020		0.020		mg/L			11/19/16 15:58	1
Nitrogen, Nitrate Nitrite	<0.10		0.10		mg/L			11/22/16 21:58	1

TestAmerica Chicago

Client: KPRG and Associates, Inc.
 Project/Site: Powerton Station CCA

TestAmerica Job ID: 500-120174-1

Client Sample ID: Trip Blank
Date Collected: 11/18/16 00:00
Date Received: 11/18/16 19:50

Lab Sample ID: 500-120174-18
Matrix: Water

Method: 8260B - Volatile Organic Compounds (GC/MS)

Analyte	Result	Qualifier	RL	MDL	Unit	D	Prepared	Analyzed	Dil Fac
Benzene	<0.00050		0.00050		mg/L			11/23/16 01:39	1
Toluene	<0.00050		0.00050		mg/L			11/23/16 01:39	1
Ethylbenzene	<0.00050		0.00050		mg/L			11/23/16 01:39	1
Xylenes, Total	<0.0010		0.0010		mg/L			11/23/16 01:39	1

Surrogate	%Recovery	Qualifier	Limits	Prepared	Analyzed	Dil Fac
1,2-Dichloroethane-d4 (Surr)	86		71 - 127		11/23/16 01:39	1
Toluene-d8 (Surr)	99		75 - 120		11/23/16 01:39	1
4-Bromofluorobenzene (Surr)	101		71 - 120		11/23/16 01:39	1
Dibromofluoromethane	93		70 - 120		11/23/16 01:39	1

Client: KPRG and Associates, Inc.
 Project/Site: Powerton Station CCA

TestAmerica Job ID: 500-120174-1

Qualifiers

Metals

Qualifier	Qualifier Description
^	ICV,CCV,ICB,CCB, ISA, ISB, CRI, CRA, DLCK or MRL standard: Instrument related QC is outside acceptance limits.

General Chemistry

Qualifier	Qualifier Description
F1	MS and/or MSD Recovery is outside acceptance limits.

Glossary

Abbreviation	These commonly used abbreviations may or may not be present in this report.
α	Listed under the "D" column to designate that the result is reported on a dry weight basis
%R	Percent Recovery
CFL	Contains Free Liquid
CNF	Contains no Free Liquid
DER	Duplicate error ratio (normalized absolute difference)
Dil Fac	Dilution Factor
DL, RA, RE, IN	Indicates a Dilution, Re-analysis, Re-extraction, or additional Initial metals/anion analysis of the sample
DLC	Decision level concentration
MDA	Minimum detectable activity
EDL	Estimated Detection Limit
MDC	Minimum detectable concentration
MDL	Method Detection Limit
ML	Minimum Level (Dioxin)
NC	Not Calculated
ND	Not detected at the reporting limit (or MDL or EDL if shown)
PQL	Practical Quantitation Limit
QC	Quality Control
RER	Relative error ratio
RL	Reporting Limit or Requested Limit (Radiochemistry)
RPD	Relative Percent Difference, a measure of the relative difference between two points
TEF	Toxicity Equivalent Factor (Dioxin)
TEQ	Toxicity Equivalent Quotient (Dioxin)



Client: KPRG and Associates, Inc.
 Project/Site: Powerton Station CCA

TestAmerica Job ID: 500-120174-1

GC/MS VOA

Analysis Batch: 362066

Lab Sample ID	Client Sample ID	Prep Type	Matrix	Method	Prep Batch
500-120174-1	MW-02	Total/NA	Water	8260B	
500-120174-2	MW-03	Total/NA	Water	8260B	
500-120174-3	MW-04	Total/NA	Water	8260B	
500-120174-4	MW-05	Total/NA	Water	8260B	
500-120174-5	MW-08	Total/NA	Water	8260B	
500-120174-6	DUPLICATE	Total/NA	Water	8260B	
500-120174-7	MW-01	Total/NA	Water	8260B	
500-120174-8	MW-06	Total/NA	Water	8260B	
500-120174-9	MW-07	Total/NA	Water	8260B	
500-120174-10	MW-10	Total/NA	Water	8260B	
500-120174-11	MW-16	Total/NA	Water	8260B	
500-120174-12	MW-09	Total/NA	Water	8260B	
500-120174-13	MW-11	Total/NA	Water	8260B	
500-120174-14	MW-13	Total/NA	Water	8260B	
500-120174-18	Trip Blank	Total/NA	Water	8260B	
MB 500-362066/7	Method Blank	Total/NA	Water	8260B	
LCS 500-362066/5	Lab Control Sample	Total/NA	Water	8260B	
500-120174-14 MS	MW-13	Total/NA	Water	8260B	
500-120174-14 MSD	MW-13	Total/NA	Water	8260B	

Analysis Batch: 362139

Lab Sample ID	Client Sample ID	Prep Type	Matrix	Method	Prep Batch
500-120174-15	MW-14	Total/NA	Water	8260B	
500-120174-16	MW-15	Total/NA	Water	8260B	
500-120174-17	MW-12	Total/NA	Water	8260B	
MB 500-362139/6	Method Blank	Total/NA	Water	8260B	
LCS 500-362139/3	Lab Control Sample	Total/NA	Water	8260B	

HPLC/IC

Analysis Batch: 140149

Lab Sample ID	Client Sample ID	Prep Type	Matrix	Method	Prep Batch
500-120174-1	MW-02	Total/NA	Water	314.0	
500-120174-2	MW-03	Total/NA	Water	314.0	
500-120174-3	MW-04	Total/NA	Water	314.0	
500-120174-4	MW-05	Total/NA	Water	314.0	
500-120174-5	MW-08	Total/NA	Water	314.0	
500-120174-6	DUPLICATE	Total/NA	Water	314.0	
500-120174-7	MW-01	Total/NA	Water	314.0	
500-120174-8	MW-06	Total/NA	Water	314.0	
500-120174-9	MW-07	Total/NA	Water	314.0	
500-120174-10	MW-10	Total/NA	Water	314.0	
500-120174-11	MW-16	Total/NA	Water	314.0	
500-120174-12	MW-09	Total/NA	Water	314.0	
500-120174-13	MW-11	Total/NA	Water	314.0	
500-120174-14	MW-13	Total/NA	Water	314.0	
500-120174-15	MW-14	Total/NA	Water	314.0	
500-120174-16	MW-15	Total/NA	Water	314.0	
500-120174-17	MW-12	Total/NA	Water	314.0	
MB 320-140149/13	Method Blank	Total/NA	Water	314.0	

TestAmerica Chicago

Client: KPRG and Associates, Inc.
 Project/Site: Powerton Station CCA

TestAmerica Job ID: 500-120174-1

HPLC/IC (Continued)

Analysis Batch: 140149 (Continued)

Lab Sample ID	Client Sample ID	Prep Type	Matrix	Method	Prep Batch
LCS 320-140149/14	Lab Control Sample	Total/NA	Water	314.0	
MRL 320-140149/12	Lab Control Sample	Total/NA	Water	314.0	
500-120174-1 MS	MW-02	Total/NA	Water	314.0	
500-120174-1 MSD	MW-02	Total/NA	Water	314.0	

Metals

Prep Batch: 361666

Lab Sample ID	Client Sample ID	Prep Type	Matrix	Method	Prep Batch
500-120174-1	MW-02	Dissolved	Water	7470A	
500-120174-2	MW-03	Dissolved	Water	7470A	
500-120174-3	MW-04	Dissolved	Water	7470A	
500-120174-4	MW-05	Dissolved	Water	7470A	
500-120174-5	MW-08	Dissolved	Water	7470A	
500-120174-6	DUPLICATE	Dissolved	Water	7470A	
500-120174-7	MW-01	Dissolved	Water	7470A	
500-120174-8	MW-06	Dissolved	Water	7470A	
500-120174-9	MW-07	Dissolved	Water	7470A	
500-120174-10	MW-10	Dissolved	Water	7470A	
500-120174-11	MW-16	Dissolved	Water	7470A	
500-120174-12	MW-09	Dissolved	Water	7470A	
500-120174-13	MW-11	Dissolved	Water	7470A	
500-120174-14	MW-13	Dissolved	Water	7470A	
500-120174-15	MW-14	Dissolved	Water	7470A	
500-120174-16	MW-15	Dissolved	Water	7470A	
500-120174-17	MW-12	Dissolved	Water	7470A	
MB 500-361666/12-A	Method Blank	Total/NA	Water	7470A	
LCS 500-361666/13-A	Lab Control Sample	Total/NA	Water	7470A	

Analysis Batch: 361865

Lab Sample ID	Client Sample ID	Prep Type	Matrix	Method	Prep Batch
500-120174-1	MW-02	Dissolved	Water	7470A	361666
500-120174-2	MW-03	Dissolved	Water	7470A	361666
500-120174-3	MW-04	Dissolved	Water	7470A	361666
500-120174-4	MW-05	Dissolved	Water	7470A	361666
500-120174-5	MW-08	Dissolved	Water	7470A	361666
500-120174-6	DUPLICATE	Dissolved	Water	7470A	361666
500-120174-7	MW-01	Dissolved	Water	7470A	361666
500-120174-8	MW-06	Dissolved	Water	7470A	361666
500-120174-9	MW-07	Dissolved	Water	7470A	361666
500-120174-10	MW-10	Dissolved	Water	7470A	361666
500-120174-11	MW-16	Dissolved	Water	7470A	361666
500-120174-12	MW-09	Dissolved	Water	7470A	361666
500-120174-13	MW-11	Dissolved	Water	7470A	361666
500-120174-14	MW-13	Dissolved	Water	7470A	361666
500-120174-15	MW-14	Dissolved	Water	7470A	361666
500-120174-16	MW-15	Dissolved	Water	7470A	361666
500-120174-17	MW-12	Dissolved	Water	7470A	361666
MB 500-361666/12-A	Method Blank	Total/NA	Water	7470A	361666
LCS 500-361666/13-A	Lab Control Sample	Total/NA	Water	7470A	361666

TestAmerica Chicago

MWG13-15_58215
 12/2/2016

Client: KPRG and Associates, Inc.
 Project/Site: Powerton Station CCA

TestAmerica Job ID: 500-120174-1

Metals (Continued)

Prep Batch: 362830

Lab Sample ID	Client Sample ID	Prep Type	Matrix	Method	Prep Batch
500-120174-1	MW-02	Dissolved	Water	Soluble Metals	
500-120174-2	MW-03	Dissolved	Water	Soluble Metals	
500-120174-3	MW-04	Dissolved	Water	Soluble Metals	
500-120174-4	MW-05	Dissolved	Water	Soluble Metals	
500-120174-5	MW-08	Dissolved	Water	Soluble Metals	
500-120174-6	DUPLICATE	Dissolved	Water	Soluble Metals	
500-120174-7	MW-01	Dissolved	Water	Soluble Metals	
500-120174-8	MW-06	Dissolved	Water	Soluble Metals	
500-120174-9	MW-07	Dissolved	Water	Soluble Metals	
500-120174-10	MW-10	Dissolved	Water	Soluble Metals	
500-120174-11	MW-16	Dissolved	Water	Soluble Metals	
500-120174-12	MW-09	Dissolved	Water	Soluble Metals	
500-120174-13	MW-11	Dissolved	Water	Soluble Metals	
500-120174-14	MW-13	Dissolved	Water	Soluble Metals	
500-120174-15	MW-14	Dissolved	Water	Soluble Metals	
500-120174-16	MW-15	Dissolved	Water	Soluble Metals	
500-120174-17	MW-12	Dissolved	Water	Soluble Metals	
MB 500-362830/1-A	Method Blank	Soluble	Water	Soluble Metals	
LCS 500-362830/2-A	Lab Control Sample	Soluble	Water	Soluble Metals	
500-120174-2 MS	MW-03	Dissolved	Water	Soluble Metals	
500-120174-2 MSD	MW-03	Dissolved	Water	Soluble Metals	
500-120174-2 DU	MW-03	Dissolved	Water	Soluble Metals	

Analysis Batch: 362994

Lab Sample ID	Client Sample ID	Prep Type	Matrix	Method	Prep Batch
500-120174-1	MW-02	Dissolved	Water	6020A	362830
500-120174-2	MW-03	Dissolved	Water	6020A	362830
500-120174-3	MW-04	Dissolved	Water	6020A	362830
500-120174-3	MW-04	Dissolved	Water	6020A	362830
500-120174-4	MW-05	Dissolved	Water	6020A	362830
500-120174-4	MW-05	Dissolved	Water	6020A	362830
500-120174-5	MW-08	Dissolved	Water	6020A	362830
500-120174-5	MW-08	Dissolved	Water	6020A	362830
500-120174-6	DUPLICATE	Dissolved	Water	6020A	362830
500-120174-6	DUPLICATE	Dissolved	Water	6020A	362830
500-120174-7	MW-01	Dissolved	Water	6020A	362830
500-120174-8	MW-06	Dissolved	Water	6020A	362830
500-120174-9	MW-07	Dissolved	Water	6020A	362830
500-120174-9	MW-07	Dissolved	Water	6020A	362830
500-120174-10	MW-10	Dissolved	Water	6020A	362830
500-120174-11	MW-16	Dissolved	Water	6020A	362830
500-120174-12	MW-09	Dissolved	Water	6020A	362830
500-120174-12	MW-09	Dissolved	Water	6020A	362830
500-120174-13	MW-11	Dissolved	Water	6020A	362830
500-120174-13	MW-11	Dissolved	Water	6020A	362830
500-120174-14	MW-13	Dissolved	Water	6020A	362830
500-120174-14	MW-13	Dissolved	Water	6020A	362830
500-120174-15	MW-14	Dissolved	Water	6020A	362830
500-120174-15	MW-14	Dissolved	Water	6020A	362830
500-120174-16	MW-15	Dissolved	Water	6020A	362830
500-120174-16	MW-15	Dissolved	Water	6020A	362830

TestAmerica Chicago



Client: KPRG and Associates, Inc.
 Project/Site: Powerton Station CCA

TestAmerica Job ID: 500-120174-1

Metals (Continued)

Analysis Batch: 362994 (Continued)

Lab Sample ID	Client Sample ID	Prep Type	Matrix	Method	Prep Batch
500-120174-17	MW-12	Dissolved	Water	6020A	362830
500-120174-17	MW-12	Dissolved	Water	6020A	362830
MB 500-362830/1-A	Method Blank	Soluble	Water	6020A	362830
LCS 500-362830/2-A	Lab Control Sample	Soluble	Water	6020A	362830
500-120174-2 MS	MW-03	Dissolved	Water	6020A	362830
500-120174-2 MSD	MW-03	Dissolved	Water	6020A	362830
500-120174-2 DU	MW-03	Dissolved	Water	6020A	362830

Analysis Batch: 363124

Lab Sample ID	Client Sample ID	Prep Type	Matrix	Method	Prep Batch
500-120174-7	MW-01	Dissolved	Water	6020A	362830
500-120174-8	MW-06	Dissolved	Water	6020A	362830
500-120174-9	MW-07	Dissolved	Water	6020A	362830
500-120174-10	MW-10	Dissolved	Water	6020A	362830
500-120174-11	MW-16	Dissolved	Water	6020A	362830

Analysis Batch: 363134

Lab Sample ID	Client Sample ID	Prep Type	Matrix	Method	Prep Batch
500-120174-12	MW-09	Dissolved	Water	6020A	362830
500-120174-14	MW-13	Dissolved	Water	6020A	362830
500-120174-16	MW-15	Dissolved	Water	6020A	362830

General Chemistry

Analysis Batch: 361141

Lab Sample ID	Client Sample ID	Prep Type	Matrix	Method	Prep Batch
500-120174-1	MW-02	Dissolved	Water	SM 4500 NO2 B	
500-120174-2	MW-03	Dissolved	Water	SM 4500 NO2 B	
500-120174-3	MW-04	Dissolved	Water	SM 4500 NO2 B	
500-120174-4	MW-05	Dissolved	Water	SM 4500 NO2 B	
500-120174-5	MW-08	Dissolved	Water	SM 4500 NO2 B	
500-120174-6	DUPLICATE	Dissolved	Water	SM 4500 NO2 B	
MB 500-361141/61	Method Blank	Total/NA	Water	SM 4500 NO2 B	
LCS 500-361141/62	Lab Control Sample	Total/NA	Water	SM 4500 NO2 B	
500-120174-6 MS	DUPLICATE	Dissolved	Water	SM 4500 NO2 B	
500-120174-6 MSD	DUPLICATE	Dissolved	Water	SM 4500 NO2 B	

Analysis Batch: 361708

Lab Sample ID	Client Sample ID	Prep Type	Matrix	Method	Prep Batch
500-120174-1	MW-02	Dissolved	Water	SM 2540C	
500-120174-2	MW-03	Dissolved	Water	SM 2540C	
500-120174-3	MW-04	Dissolved	Water	SM 2540C	
500-120174-4	MW-05	Dissolved	Water	SM 2540C	
500-120174-5	MW-08	Dissolved	Water	SM 2540C	
500-120174-6	DUPLICATE	Dissolved	Water	SM 2540C	
500-120174-7	MW-01	Dissolved	Water	SM 2540C	
500-120174-8	MW-06	Dissolved	Water	SM 2540C	
500-120174-9	MW-07	Dissolved	Water	SM 2540C	
500-120174-10	MW-10	Dissolved	Water	SM 2540C	
500-120174-11	MW-16	Dissolved	Water	SM 2540C	

TestAmerica Chicago



Client: KPRG and Associates, Inc.
 Project/Site: Powerton Station CCA

TestAmerica Job ID: 500-120174-1

General Chemistry (Continued)

Analysis Batch: 361708 (Continued)

Lab Sample ID	Client Sample ID	Prep Type	Matrix	Method	Prep Batch
500-120174-12	MW-09	Dissolved	Water	SM 2540C	
500-120174-13	MW-11	Dissolved	Water	SM 2540C	
500-120174-14	MW-13	Dissolved	Water	SM 2540C	
500-120174-15	MW-14	Dissolved	Water	SM 2540C	
500-120174-16	MW-15	Dissolved	Water	SM 2540C	
500-120174-17	MW-12	Dissolved	Water	SM 2540C	
MB 500-361708/1	Method Blank	Total/NA	Water	SM 2540C	
LCS 500-361708/2	Lab Control Sample	Total/NA	Water	SM 2540C	
500-120174-1 MS	MW-02	Dissolved	Water	SM 2540C	
500-120174-1 DU	MW-02	Dissolved	Water	SM 2540C	

Analysis Batch: 361780

Lab Sample ID	Client Sample ID	Prep Type	Matrix	Method	Prep Batch
500-120174-17	MW-12	Dissolved	Water	SM 4500 NO2 B	
MB 500-361780/3	Method Blank	Total/NA	Water	SM 4500 NO2 B	
LCS 500-361780/4	Lab Control Sample	Total/NA	Water	SM 4500 NO2 B	
500-120174-17 MS	MW-12	Dissolved	Water	SM 4500 NO2 B	
500-120174-17 MSD	MW-12	Dissolved	Water	SM 4500 NO2 B	

Analysis Batch: 361782

Lab Sample ID	Client Sample ID	Prep Type	Matrix	Method	Prep Batch
500-120174-12	MW-09	Dissolved	Water	SM 4500 NO2 B	
500-120174-13	MW-11	Dissolved	Water	SM 4500 NO2 B	
500-120174-14	MW-13	Dissolved	Water	SM 4500 NO2 B	
500-120174-15	MW-14	Dissolved	Water	SM 4500 NO2 B	
500-120174-16	MW-15	Dissolved	Water	SM 4500 NO2 B	
MB 500-361782/3	Method Blank	Total/NA	Water	SM 4500 NO2 B	
LCS 500-361782/4	Lab Control Sample	Total/NA	Water	SM 4500 NO2 B	
500-120174-16 MS	MW-15	Dissolved	Water	SM 4500 NO2 B	
500-120174-16 MSD	MW-15	Dissolved	Water	SM 4500 NO2 B	

Analysis Batch: 361787

Lab Sample ID	Client Sample ID	Prep Type	Matrix	Method	Prep Batch
500-120174-7	MW-01	Dissolved	Water	SM 4500 NO2 B	
500-120174-8	MW-06	Dissolved	Water	SM 4500 NO2 B	
500-120174-9	MW-07	Dissolved	Water	SM 4500 NO2 B	
500-120174-10	MW-10	Dissolved	Water	SM 4500 NO2 B	
500-120174-11	MW-16	Dissolved	Water	SM 4500 NO2 B	
MB 500-361787/3	Method Blank	Total/NA	Water	SM 4500 NO2 B	
LCS 500-361787/4	Lab Control Sample	Total/NA	Water	SM 4500 NO2 B	
500-120174-7 MS	MW-01	Dissolved	Water	SM 4500 NO2 B	
500-120174-7 MSD	MW-01	Dissolved	Water	SM 4500 NO2 B	

Analysis Batch: 361793

Lab Sample ID	Client Sample ID	Prep Type	Matrix	Method	Prep Batch
500-120174-1	MW-02	Dissolved	Water	SM 4500 F C	
500-120174-2	MW-03	Dissolved	Water	SM 4500 F C	
500-120174-3	MW-04	Dissolved	Water	SM 4500 F C	
500-120174-4	MW-05	Dissolved	Water	SM 4500 F C	
500-120174-5	MW-08	Dissolved	Water	SM 4500 F C	
500-120174-6	DUPLICATE	Dissolved	Water	SM 4500 F C	

TestAmerica Chicago



Client: KPRG and Associates, Inc.
 Project/Site: Powerton Station CCA

TestAmerica Job ID: 500-120174-1

General Chemistry (Continued)

Analysis Batch: 361793 (Continued)

Lab Sample ID	Client Sample ID	Prep Type	Matrix	Method	Prep Batch
500-120174-7	MW-01	Dissolved	Water	SM 4500 F C	
500-120174-8	MW-06	Dissolved	Water	SM 4500 F C	
500-120174-9	MW-07	Dissolved	Water	SM 4500 F C	
500-120174-10	MW-10	Dissolved	Water	SM 4500 F C	
500-120174-11	MW-16	Dissolved	Water	SM 4500 F C	
500-120174-12	MW-09	Dissolved	Water	SM 4500 F C	
500-120174-13	MW-11	Dissolved	Water	SM 4500 F C	
500-120174-14	MW-13	Dissolved	Water	SM 4500 F C	
500-120174-15	MW-14	Dissolved	Water	SM 4500 F C	
500-120174-16	MW-15	Dissolved	Water	SM 4500 F C	
500-120174-17	MW-12	Dissolved	Water	SM 4500 F C	
MB 500-361793/31	Method Blank	Total/NA	Water	SM 4500 F C	
LCS 500-361793/32	Lab Control Sample	Total/NA	Water	SM 4500 F C	

Analysis Batch: 361889

Lab Sample ID	Client Sample ID	Prep Type	Matrix	Method	Prep Batch
500-120174-1	MW-02	Dissolved	Water	9251	
500-120174-2	MW-03	Dissolved	Water	9251	
500-120174-3	MW-04	Dissolved	Water	9251	
500-120174-4	MW-05	Dissolved	Water	9251	
500-120174-5	MW-08	Dissolved	Water	9251	
500-120174-6	DUPLICATE	Dissolved	Water	9251	
500-120174-7	MW-01	Dissolved	Water	9251	
500-120174-8	MW-06	Dissolved	Water	9251	
500-120174-9	MW-07	Dissolved	Water	9251	
500-120174-10	MW-10	Dissolved	Water	9251	
500-120174-11	MW-16	Dissolved	Water	9251	
500-120174-12	MW-09	Dissolved	Water	9251	
500-120174-13	MW-11	Dissolved	Water	9251	
500-120174-14	MW-13	Dissolved	Water	9251	
500-120174-15	MW-14	Dissolved	Water	9251	
500-120174-16	MW-15	Dissolved	Water	9251	
500-120174-17	MW-12	Dissolved	Water	9251	
MB 500-361889/4	Method Blank	Total/NA	Water	9251	
LCS 500-361889/5	Lab Control Sample	Total/NA	Water	9251	
500-120174-8 MS	MW-06	Dissolved	Water	9251	
500-120174-8 MSD	MW-06	Dissolved	Water	9251	
500-120174-17 MS	MW-12	Dissolved	Water	9251	
500-120174-17 MSD	MW-12	Dissolved	Water	9251	

Analysis Batch: 362110

Lab Sample ID	Client Sample ID	Prep Type	Matrix	Method	Prep Batch
500-120174-1	MW-02	Dissolved	Water	SM 4500 NO3 F	
500-120174-2	MW-03	Dissolved	Water	SM 4500 NO3 F	
500-120174-3	MW-04	Dissolved	Water	SM 4500 NO3 F	
500-120174-4	MW-05	Dissolved	Water	SM 4500 NO3 F	
500-120174-5	MW-08	Dissolved	Water	SM 4500 NO3 F	
500-120174-6	DUPLICATE	Dissolved	Water	SM 4500 NO3 F	
500-120174-7	MW-01	Dissolved	Water	SM 4500 NO3 F	
500-120174-8	MW-06	Dissolved	Water	SM 4500 NO3 F	
500-120174-9	MW-07	Dissolved	Water	SM 4500 NO3 F	

TestAmerica Chicago

Client: KPRG and Associates, Inc.
 Project/Site: Powerton Station CCA

TestAmerica Job ID: 500-120174-1

General Chemistry (Continued)

Analysis Batch: 362110 (Continued)

Lab Sample ID	Client Sample ID	Prep Type	Matrix	Method	Prep Batch
500-120174-10	MW-10	Dissolved	Water	SM 4500 NO3 F	
500-120174-11	MW-16	Dissolved	Water	SM 4500 NO3 F	
500-120174-12	MW-09	Dissolved	Water	SM 4500 NO3 F	
500-120174-13	MW-11	Dissolved	Water	SM 4500 NO3 F	
500-120174-14	MW-13	Dissolved	Water	SM 4500 NO3 F	
500-120174-15	MW-14	Dissolved	Water	SM 4500 NO3 F	
500-120174-16	MW-15	Dissolved	Water	SM 4500 NO3 F	
500-120174-17	MW-12	Dissolved	Water	SM 4500 NO3 F	
MB 500-362110/12	Method Blank	Total/NA	Water	SM 4500 NO3 F	
LCS 500-362110/13	Lab Control Sample	Total/NA	Water	SM 4500 NO3 F	
500-120174-15 MS	MW-14	Dissolved	Water	SM 4500 NO3 F	
500-120174-15 MSD	MW-14	Dissolved	Water	SM 4500 NO3 F	

Analysis Batch: 362203

Lab Sample ID	Client Sample ID	Prep Type	Matrix	Method	Prep Batch
500-120174-1	MW-02	Dissolved	Water	9038	
500-120174-2	MW-03	Dissolved	Water	9038	
500-120174-3	MW-04	Dissolved	Water	9038	
500-120174-4	MW-05	Dissolved	Water	9038	
500-120174-5	MW-08	Dissolved	Water	9038	
MB 500-362203/3	Method Blank	Total/NA	Water	9038	
LCS 500-362203/4	Lab Control Sample	Total/NA	Water	9038	

Prep Batch: 362205

Lab Sample ID	Client Sample ID	Prep Type	Matrix	Method	Prep Batch
500-120174-1	MW-02	Dissolved	Water	9010B	
500-120174-2	MW-03	Dissolved	Water	9010B	
500-120174-3	MW-04	Dissolved	Water	9010B	
500-120174-4	MW-05	Dissolved	Water	9010B	
500-120174-5	MW-08	Dissolved	Water	9010B	
500-120174-6	DUPLICATE	Dissolved	Water	9010B	
500-120174-7	MW-01	Dissolved	Water	9010B	
500-120174-8	MW-06	Dissolved	Water	9010B	
500-120174-9	MW-07	Dissolved	Water	9010B	
500-120174-10	MW-10	Dissolved	Water	9010B	
500-120174-11	MW-16	Dissolved	Water	9010B	
500-120174-12	MW-09	Dissolved	Water	9010B	
500-120174-13	MW-11	Dissolved	Water	9010B	
MB 500-362205/1-A	Method Blank	Total/NA	Water	9010B	
LCS 500-362205/2-A	Lab Control Sample	Total/NA	Water	9010B	
500-120174-13 MS	MW-11	Dissolved	Water	9010B	
500-120174-13 MSD	MW-11	Dissolved	Water	9010B	

Analysis Batch: 362336

Lab Sample ID	Client Sample ID	Prep Type	Matrix	Method	Prep Batch
500-120174-1	MW-02	Dissolved	Water	9014	362205
500-120174-2	MW-03	Dissolved	Water	9014	362205
500-120174-3	MW-04	Dissolved	Water	9014	362205
500-120174-4	MW-05	Dissolved	Water	9014	362205
500-120174-5	MW-08	Dissolved	Water	9014	362205
500-120174-6	DUPLICATE	Dissolved	Water	9014	362205

TestAmerica Chicago

Client: KPRG and Associates, Inc.
 Project/Site: Powerton Station CCA

TestAmerica Job ID: 500-120174-1

General Chemistry (Continued)

Analysis Batch: 362336 (Continued)

Lab Sample ID	Client Sample ID	Prep Type	Matrix	Method	Prep Batch
500-120174-7	MW-01	Dissolved	Water	9014	362205
500-120174-8	MW-06	Dissolved	Water	9014	362205
500-120174-9	MW-07	Dissolved	Water	9014	362205
500-120174-10	MW-10	Dissolved	Water	9014	362205
500-120174-11	MW-16	Dissolved	Water	9014	362205
500-120174-12	MW-09	Dissolved	Water	9014	362205
500-120174-13	MW-11	Dissolved	Water	9014	362205
MB 500-362205/1-A	Method Blank	Total/NA	Water	9014	362205
LCS 500-362205/2-A	Lab Control Sample	Total/NA	Water	9014	362205
500-120174-13 MS	MW-11	Dissolved	Water	9014	362205
500-120174-13 MSD	MW-11	Dissolved	Water	9014	362205

Prep Batch: 362388

Lab Sample ID	Client Sample ID	Prep Type	Matrix	Method	Prep Batch
500-120174-14	MW-13	Dissolved	Water	9010B	
500-120174-15	MW-14	Dissolved	Water	9010B	
500-120174-16	MW-15	Dissolved	Water	9010B	
500-120174-17	MW-12	Dissolved	Water	9010B	
MB 500-362388/1-A	Method Blank	Total/NA	Water	9010B	
LCS 500-362388/2-A	Lab Control Sample	Total/NA	Water	9010B	
500-120174-14 MS	MW-13	Dissolved	Water	9010B	
500-120174-14 MSD	MW-13	Dissolved	Water	9010B	

Analysis Batch: 362534

Lab Sample ID	Client Sample ID	Prep Type	Matrix	Method	Prep Batch
500-120174-6	DUPLICATE	Dissolved	Water	9038	
500-120174-7	MW-01	Dissolved	Water	9038	
500-120174-8	MW-06	Dissolved	Water	9038	
500-120174-9	MW-07	Dissolved	Water	9038	
500-120174-10	MW-10	Dissolved	Water	9038	
500-120174-11	MW-16	Dissolved	Water	9038	
500-120174-12	MW-09	Dissolved	Water	9038	
500-120174-13	MW-11	Dissolved	Water	9038	
500-120174-14	MW-13	Dissolved	Water	9038	
MB 500-362534/3	Method Blank	Total/NA	Water	9038	
LCS 500-362534/4	Lab Control Sample	Total/NA	Water	9038	
500-120174-6 MS	DUPLICATE	Dissolved	Water	9038	
500-120174-6 MSD	DUPLICATE	Dissolved	Water	9038	
500-120174-12 MS	MW-09	Dissolved	Water	9038	
500-120174-12 MSD	MW-09	Dissolved	Water	9038	

Analysis Batch: 362563

Lab Sample ID	Client Sample ID	Prep Type	Matrix	Method	Prep Batch
500-120174-14	MW-13	Dissolved	Water	9014	362388
500-120174-15	MW-14	Dissolved	Water	9014	362388
500-120174-16	MW-15	Dissolved	Water	9014	362388
500-120174-17	MW-12	Dissolved	Water	9014	362388
MB 500-362388/1-A	Method Blank	Total/NA	Water	9014	362388
LCS 500-362388/2-A	Lab Control Sample	Total/NA	Water	9014	362388
500-120174-14 MS	MW-13	Dissolved	Water	9014	362388
500-120174-14 MSD	MW-13	Dissolved	Water	9014	362388

TestAmerica Chicago

Client: KPRG and Associates, Inc.
 Project/Site: Powerton Station CCA

TestAmerica Job ID: 500-120174-1

Analysis Batch: 362723

Lab Sample ID	Client Sample ID	Prep Type	Matrix	Method	Prep Batch
500-120174-15	MW-14	Dissolved	Water	9038	
500-120174-16	MW-15	Dissolved	Water	9038	
500-120174-17	MW-12	Dissolved	Water	9038	
MB 500-362723/3	Method Blank	Total/NA	Water	9038	
LCS 500-362723/4	Lab Control Sample	Total/NA	Water	9038	

Analysis Batch: 362729

Lab Sample ID	Client Sample ID	Prep Type	Matrix	Method	Prep Batch
500-120174-1	MW-02	Dissolved	Water	Nitrate by calc	
500-120174-2	MW-03	Dissolved	Water	Nitrate by calc	
500-120174-3	MW-04	Dissolved	Water	Nitrate by calc	
500-120174-4	MW-05	Dissolved	Water	Nitrate by calc	
500-120174-5	MW-08	Dissolved	Water	Nitrate by calc	
500-120174-6	DUPLICATE	Dissolved	Water	Nitrate by calc	
500-120174-7	MW-01	Dissolved	Water	Nitrate by calc	
500-120174-8	MW-06	Dissolved	Water	Nitrate by calc	
500-120174-9	MW-07	Dissolved	Water	Nitrate by calc	
500-120174-10	MW-10	Dissolved	Water	Nitrate by calc	
500-120174-11	MW-16	Dissolved	Water	Nitrate by calc	
500-120174-12	MW-09	Dissolved	Water	Nitrate by calc	
500-120174-13	MW-11	Dissolved	Water	Nitrate by calc	
500-120174-14	MW-13	Dissolved	Water	Nitrate by calc	
500-120174-15	MW-14	Dissolved	Water	Nitrate by calc	
500-120174-16	MW-15	Dissolved	Water	Nitrate by calc	
500-120174-17	MW-12	Dissolved	Water	Nitrate by calc	



Client: KPRG and Associates, Inc.
 Project/Site: Powerton Station CCA

TestAmerica Job ID: 500-120174-1

Method: 8260B - Volatile Organic Compounds (GC/MS)

Matrix: Water

Prep Type: Total/NA

Percent Surrogate Recovery (Acceptance Limits)

Lab Sample ID	Client Sample ID	Percent Surrogate Recovery (Acceptance Limits)			
		12DCE (71-127)	TOL (75-120)	BFB (71-120)	DBFM (70-120)
500-120174-1	MW-02	86	99	104	94
500-120174-2	MW-03	87	99	103	96
500-120174-3	MW-04	86	101	103	95
500-120174-4	MW-05	86	97	105	93
500-120174-5	MW-08	87	100	103	93
500-120174-6	DUPLICATE	86	97	102	95
500-120174-7	MW-01	87	97	102	96
500-120174-8	MW-06	88	102	104	95
500-120174-9	MW-07	87	99	102	94
500-120174-10	MW-10	88	98	104	94
500-120174-11	MW-16	90	98	104	96
500-120174-12	MW-09	86	97	102	95
500-120174-13	MW-11	88	98	106	96
500-120174-14	MW-13	88	97	103	98
500-120174-14 MS	MW-13	89	98	104	99
500-120174-14 MSD	MW-13	90	96	103	100
500-120174-15	MW-14	101	99	102	93
500-120174-16	MW-15	103	100	103	93
500-120174-17	MW-12	104	98	103	93
500-120174-18	Trip Blank	86	99	101	93
LCS 500-362066/5	Lab Control Sample	90	98	102	98
LCS 500-362139/3	Lab Control Sample	102	98	96	95
MB 500-362066/7	Method Blank	90	98	105	98
MB 500-362139/6	Method Blank	103	100	104	93

Surrogate Legend

- 12DCE = 1,2-Dichloroethane-d4 (Surr)
- TOL = Toluene-d8 (Surr)
- BFB = 4-Bromofluorobenzene (Surr)
- DBFM = Dibromofluoromethane

Client: KPRG and Associates, Inc.
 Project/Site: Powerton Station CCA

TestAmerica Job ID: 500-120174-1

Method: 8260B - Volatile Organic Compounds (GC/MS)

Lab Sample ID: MB 500-362066/7
Matrix: Water
Analysis Batch: 362066

Client Sample ID: Method Blank
Prep Type: Total/NA

Analyte	MB Result	MB Qualifier	RL	MDL	Unit	D	Prepared	Analyzed	Dil Fac
Benzene	<0.00050		0.00050		mg/L			11/23/16 01:12	1
Toluene	<0.00050		0.00050		mg/L			11/23/16 01:12	1
Ethylbenzene	<0.00050		0.00050		mg/L			11/23/16 01:12	1
Xylenes, Total	<0.0010		0.0010		mg/L			11/23/16 01:12	1

Surrogate	MB %Recovery	MB Qualifier	Limits	Prepared	Analyzed	Dil Fac
1,2-Dichloroethane-d4 (Surr)	90		71 - 127		11/23/16 01:12	1
Toluene-d8 (Surr)	98		75 - 120		11/23/16 01:12	1
4-Bromofluorobenzene (Surr)	105		71 - 120		11/23/16 01:12	1
Dibromofluoromethane	98		70 - 120		11/23/16 01:12	1

Lab Sample ID: LCS 500-362066/5
Matrix: Water
Analysis Batch: 362066

Client Sample ID: Lab Control Sample
Prep Type: Total/NA

Analyte	Spike Added	LCS Result	LCS Qualifier	Unit	D	%Rec	%Rec. Limits
Benzene	0.0500	0.0396		mg/L		79	70 - 125
Toluene	0.0500	0.0385		mg/L		77	70 - 125
Ethylbenzene	0.0500	0.0385		mg/L		77	70 - 125
Xylenes, Total	0.100	0.0758		mg/L		76	70 - 125

Surrogate	LCS %Recovery	LCS Qualifier	Limits
1,2-Dichloroethane-d4 (Surr)	90		71 - 127
Toluene-d8 (Surr)	98		75 - 120
4-Bromofluorobenzene (Surr)	102		71 - 120
Dibromofluoromethane	98		70 - 120

Lab Sample ID: 500-120174-14 MS
Matrix: Water
Analysis Batch: 362066

Client Sample ID: MW-13
Prep Type: Total/NA

Analyte	Sample Result	Sample Qualifier	Spike Added	MS Result	MS Qualifier	Unit	D	%Rec	%Rec. Limits
Benzene	<0.00050		0.0500	0.0417		mg/L		83	70 - 125
Toluene	<0.00050		0.0500	0.0406		mg/L		81	70 - 125
Ethylbenzene	<0.00050		0.0500	0.0414		mg/L		83	70 - 125
Xylenes, Total	<0.0010		0.100	0.0802		mg/L		80	70 - 125

Surrogate	MS %Recovery	MS Qualifier	Limits
1,2-Dichloroethane-d4 (Surr)	89		71 - 127
Toluene-d8 (Surr)	98		75 - 120
4-Bromofluorobenzene (Surr)	104		71 - 120
Dibromofluoromethane	99		70 - 120

Client: KPRG and Associates, Inc.
 Project/Site: Powerton Station CCA

TestAmerica Job ID: 500-120174-1

Method: 8260B - Volatile Organic Compounds (GC/MS) (Continued)

Lab Sample ID: 500-120174-14 MSD
Matrix: Water
Analysis Batch: 362066

Client Sample ID: MW-13
Prep Type: Total/NA

Analyte	Sample Result	Sample Qualifier	Spike Added	MSD Result	MSD Qualifier	Unit	D	%Rec	%Rec. Limits	RPD	RPD Limit
Benzene	<0.00050		0.0500	0.0401		mg/L		80	70 - 125	4	20
Toluene	<0.00050		0.0500	0.0385		mg/L		76	70 - 125	5	20
Ethylbenzene	<0.00050		0.0500	0.0394		mg/L		79	70 - 125	5	20
Xylenes, Total	<0.0010		0.100	0.0760		mg/L		76	70 - 125	5	20

Surrogate	MSD %Recovery	MSD Qualifier	Limits
1,2-Dichloroethane-d4 (Surr)	90		71 - 127
Toluene-d8 (Surr)	96		75 - 120
4-Bromofluorobenzene (Surr)	103		71 - 120
Dibromofluoromethane	100		70 - 120

Lab Sample ID: MB 500-362139/6
Matrix: Water
Analysis Batch: 362139

Client Sample ID: Method Blank
Prep Type: Total/NA

Analyte	MB Result	MB Qualifier	RL	MDL	Unit	D	Prepared	Analyzed	Dil Fac
Benzene	<0.00050		0.00050		mg/L			11/23/16 12:36	1
Toluene	<0.00050		0.00050		mg/L			11/23/16 12:36	1
Ethylbenzene	<0.00050		0.00050		mg/L			11/23/16 12:36	1
Xylenes, Total	<0.0010		0.0010		mg/L			11/23/16 12:36	1

Surrogate	MB %Recovery	MB Qualifier	Limits	Prepared	Analyzed	Dil Fac
1,2-Dichloroethane-d4 (Surr)	103		71 - 127		11/23/16 12:36	1
Toluene-d8 (Surr)	100		75 - 120		11/23/16 12:36	1
4-Bromofluorobenzene (Surr)	104		71 - 120		11/23/16 12:36	1
Dibromofluoromethane	93		70 - 120		11/23/16 12:36	1

Lab Sample ID: LCS 500-362139/3
Matrix: Water
Analysis Batch: 362139

Client Sample ID: Lab Control Sample
Prep Type: Total/NA

Analyte	Spike Added	LCS Result	LCS Qualifier	Unit	D	%Rec	%Rec. Limits
Benzene	0.0500	0.0489		mg/L		98	70 - 125
Toluene	0.0500	0.0492		mg/L		98	70 - 125
Ethylbenzene	0.0500	0.0495		mg/L		99	70 - 125
Xylenes, Total	0.100	0.0949		mg/L		95	70 - 125

Surrogate	LCS %Recovery	LCS Qualifier	Limits
1,2-Dichloroethane-d4 (Surr)	102		71 - 127
Toluene-d8 (Surr)	98		75 - 120
4-Bromofluorobenzene (Surr)	96		71 - 120
Dibromofluoromethane	95		70 - 120

Client: KPRG and Associates, Inc.
 Project/Site: Powerton Station CCA

TestAmerica Job ID: 500-120174-1

Method: 314.0 - Perchlorate (IC)

Lab Sample ID: MB 320-140149/13
 Matrix: Water
 Analysis Batch: 140149

Client Sample ID: Method Blank
 Prep Type: Total/NA

Analyte	MB Result	MB Qualifier	RL	MDL	Unit	D	Prepared	Analyzed	Dil Fac
Perchlorate	<0.0040		0.0040		mg/L			11/30/16 14:01	1

Lab Sample ID: LCS 320-140149/14
 Matrix: Water
 Analysis Batch: 140149

Client Sample ID: Lab Control Sample
 Prep Type: Total/NA

Analyte	Spike Added	LCS Result	LCS Qualifier	Unit	D	%Rec	%Rec. Limits
Perchlorate	0.0500	0.0524		mg/L		105	85 - 115

Lab Sample ID: MRL 320-140149/12
 Matrix: Water
 Analysis Batch: 140149

Client Sample ID: Lab Control Sample
 Prep Type: Total/NA

Analyte	Spike Added	MRL Result	MRL Qualifier	Unit	D	%Rec	%Rec. Limits
Perchlorate	4.00	4.11		ug/L		103	75 - 125

Lab Sample ID: 500-120174-1 MS
 Matrix: Water
 Analysis Batch: 140149

Client Sample ID: MW-02
 Prep Type: Total/NA

Analyte	Sample Result	Sample Qualifier	Spike Added	MS Result	MS Qualifier	Unit	D	%Rec	%Rec. Limits
Perchlorate	<0.0040		0.0500	0.0525		mg/L		105	80 - 120

Lab Sample ID: 500-120174-1 MSD
 Matrix: Water
 Analysis Batch: 140149

Client Sample ID: MW-02
 Prep Type: Total/NA

Analyte	Sample Result	Sample Qualifier	Spike Added	MSD Result	MSD Qualifier	Unit	D	%Rec	%Rec. Limits	RPD	Limit
Perchlorate	<0.0040		0.0500	0.0546		mg/L		109	80 - 120	4	20

Method: 6020A - Metals (ICP/MS)

Lab Sample ID: 500-120174-2 MS
 Matrix: Water
 Analysis Batch: 362994

Client Sample ID: MW-03
 Prep Type: Dissolved
 Prep Batch: 362830

Analyte	Sample Result	Sample Qualifier	Spike Added	MS Result	MS Qualifier	Unit	D	%Rec	%Rec. Limits
Antimony	<0.0030		0.500	0.503		mg/L		101	75 - 125
Arsenic	<0.0010		0.100	0.103		mg/L		102	75 - 125
Barium	0.054		0.500	0.556		mg/L		100	75 - 125
Beryllium	<0.0010		0.0500	0.0508		mg/L		102	75 - 125
Boron	0.31		1.00	1.30		mg/L		99	75 - 125
Cadmium	<0.00050		0.0500	0.0510		mg/L		102	75 - 125
Chromium	<0.0050		0.200	0.199		mg/L		100	75 - 125
Cobalt	<0.0010		0.500	0.500		mg/L		100	75 - 125
Copper	<0.0020		0.250	0.252		mg/L		101	75 - 125
Iron	<0.10		1.00	1.03		mg/L		103	75 - 125
Lead	<0.00050		0.100	0.108		mg/L		108	75 - 125
Manganese	<0.0025		0.500	0.502		mg/L		100	75 - 125

TestAmerica Chicago

Client: KPRG and Associates, Inc.
 Project/Site: Powerton Station CCA

TestAmerica Job ID: 500-120174-1

Method: 6020A - Metals (ICP/MS) (Continued)

Lab Sample ID: 500-120174-2 MS
Matrix: Water
Analysis Batch: 362994

Client Sample ID: MW-03
Prep Type: Dissolved
Prep Batch: 362830

Analyte	Sample Result	Sample Qualifier	Spike Added	MS Result	MS Qualifier	Unit	D	%Rec	%Rec. Limits
Nickel	<0.0020		0.500	0.497		mg/L		99	75 - 125
Selenium	<0.0025		0.100	0.107		mg/L		107	75 - 125
Silver	<0.00050		0.0500	0.0517		mg/L		103	75 - 125
Thallium	<0.0020		0.100	0.109		mg/L		109	75 - 125
Vanadium	<0.0050		0.500	0.503		mg/L		101	75 - 125
Zinc	<0.020		0.500	0.506		mg/L		101	75 - 125

Lab Sample ID: 500-120174-2 MSD
Matrix: Water
Analysis Batch: 362994

Client Sample ID: MW-03
Prep Type: Dissolved
Prep Batch: 362830

Analyte	Sample Result	Sample Qualifier	Spike Added	MSD Result	MSD Qualifier	Unit	D	%Rec	%Rec. Limits	RPD	RPD Limit
Antimony	<0.0030		0.500	0.499		mg/L		100	75 - 125	1	20
Arsenic	<0.0010		0.100	0.100		mg/L		99	75 - 125	2	20
Barium	0.054		0.500	0.546		mg/L		98	75 - 125	2	20
Beryllium	<0.0010		0.0500	0.0492		mg/L		98	75 - 125	3	20
Boron	0.31		1.00	1.27		mg/L		96	75 - 125	2	20
Cadmium	<0.00050		0.0500	0.0503		mg/L		101	75 - 125	1	20
Chromium	<0.0050		0.200	0.194		mg/L		97	75 - 125	3	20
Cobalt	<0.0010		0.500	0.485		mg/L		97	75 - 125	3	20
Copper	<0.0020		0.250	0.249		mg/L		100	75 - 125	1	20
Iron	<0.10		1.00	0.999		mg/L		100	75 - 125	3	20
Lead	<0.00050		0.100	0.105		mg/L		105	75 - 125	3	20
Manganese	<0.0025		0.500	0.489		mg/L		98	75 - 125	3	20
Nickel	<0.0020		0.500	0.481		mg/L		96	75 - 125	3	20
Selenium	<0.0025		0.100	0.106		mg/L		105	75 - 125	1	20
Silver	<0.00050		0.0500	0.0514		mg/L		103	75 - 125	1	20
Thallium	<0.0020		0.100	0.107		mg/L		107	75 - 125	2	20
Vanadium	<0.0050		0.500	0.489		mg/L		98	75 - 125	3	20
Zinc	<0.020		0.500	0.505		mg/L		101	75 - 125	0	20

Lab Sample ID: 500-120174-2 DU
Matrix: Water
Analysis Batch: 362994

Client Sample ID: MW-03
Prep Type: Dissolved
Prep Batch: 362830

Analyte	Sample Result	Sample Qualifier	DU Result	DU Qualifier	Unit	D	RPD	RPD Limit
Antimony	<0.0030		<0.0030		mg/L		NC	20
Arsenic	<0.0010		<0.0010		mg/L		NC	20
Barium	0.054		0.0546		mg/L		0.2	20
Beryllium	<0.0010		<0.0010		mg/L		NC	20
Boron	0.31		0.313		mg/L		2	20
Cadmium	<0.00050		<0.00050		mg/L		NC	20
Chromium	<0.0050		<0.0050		mg/L		NC	20
Cobalt	<0.0010		<0.0010		mg/L		NC	20
Copper	<0.0020		<0.0020		mg/L		NC	20
Iron	<0.10		<0.10		mg/L		NC	20
Lead	<0.00050		<0.00050		mg/L		NC	20
Manganese	<0.0025		<0.0025		mg/L		NC	20
Nickel	<0.0020		<0.0020		mg/L		NC	20

TestAmerica Chicago

Client: KPRG and Associates, Inc.
 Project/Site: Powerton Station CCA

TestAmerica Job ID: 500-120174-1

Method: 6020A - Metals (ICP/MS) (Continued)

Lab Sample ID: 500-120174-2 DU
Matrix: Water
Analysis Batch: 362994

Client Sample ID: MW-03
Prep Type: Dissolved
Prep Batch: 362830

Analyte	Sample	Sample	DU	DU	Unit	D	RPD	Limit
	Result	Qualifier	Result	Qualifier				
Selenium	<0.0025		<0.0025		mg/L		NC	20
Silver	<0.00050		<0.00050		mg/L		NC	20
Thallium	<0.0020		<0.0020		mg/L		NC	20
Vanadium	<0.0050		<0.0050		mg/L		NC	20
Zinc	<0.020		<0.020		mg/L		NC	20

Lab Sample ID: MB 500-362830/1-A
Matrix: Water
Analysis Batch: 362994

Client Sample ID: Method Blank
Prep Type: Soluble
Prep Batch: 362830

Analyte	MB	MB	RL	MDL	Unit	D	Prepared	Analyzed	Dil Fac
	Result	Qualifier							
Antimony	<0.0030		0.0030		mg/L		11/29/16 14:36	11/30/16 10:44	1
Arsenic	<0.0010		0.0010		mg/L		11/29/16 14:36	11/30/16 10:44	1
Barium	<0.0025		0.0025		mg/L		11/29/16 14:36	11/30/16 10:44	1
Beryllium	<0.0010		0.0010		mg/L		11/29/16 14:36	11/30/16 10:44	1
Boron	<0.050		0.050		mg/L		11/29/16 14:36	11/30/16 10:44	1
Cadmium	<0.00050		0.00050		mg/L		11/29/16 14:36	11/30/16 10:44	1
Chromium	<0.0050		0.0050		mg/L		11/29/16 14:36	11/30/16 10:44	1
Cobalt	<0.0010		0.0010		mg/L		11/29/16 14:36	11/30/16 10:44	1
Copper	<0.0020		0.0020		mg/L		11/29/16 14:36	11/30/16 10:44	1
Iron	<0.10		0.10		mg/L		11/29/16 14:36	11/30/16 10:44	1
Lead	<0.00050		0.00050		mg/L		11/29/16 14:36	11/30/16 10:44	1
Manganese	<0.0025		0.0025		mg/L		11/29/16 14:36	11/30/16 10:44	1
Nickel	<0.0020		0.0020		mg/L		11/29/16 14:36	11/30/16 10:44	1
Selenium	<0.0025		0.0025		mg/L		11/29/16 14:36	11/30/16 10:44	1
Silver	<0.00050		0.00050		mg/L		11/29/16 14:36	11/30/16 10:44	1
Thallium	<0.0020		0.0020		mg/L		11/29/16 14:36	11/30/16 10:44	1
Vanadium	<0.0050		0.0050		mg/L		11/29/16 14:36	11/30/16 10:44	1
Zinc	<0.020		0.020		mg/L		11/29/16 14:36	11/30/16 10:44	1

Lab Sample ID: LCS 500-362830/2-A
Matrix: Water
Analysis Batch: 362994

Client Sample ID: Lab Control Sample
Prep Type: Soluble
Prep Batch: 362830

Analyte	Spike Added	LCS Result	LCS Qualifier	Unit	D	%Rec	%Rec. Limits
Arsenic	0.100	0.0979		mg/L		98	80 - 120
Barium	0.500	0.498		mg/L		100	80 - 120
Beryllium	0.0500	0.0460		mg/L		92	80 - 120
Boron	1.00	0.962		mg/L		96	80 - 120
Cadmium	0.0500	0.0493		mg/L		99	80 - 120
Chromium	0.200	0.197		mg/L		99	80 - 120
Cobalt	0.500	0.507		mg/L		101	80 - 120
Copper	0.250	0.253		mg/L		101	80 - 120
Iron	1.00	1.02		mg/L		102	80 - 120
Lead	0.100	0.101		mg/L		101	80 - 120
Manganese	0.500	0.496		mg/L		99	80 - 120
Nickel	0.500	0.509		mg/L		102	80 - 120
Selenium	0.100	0.0959		mg/L		96	80 - 120

TestAmerica Chicago

Client: KPRG and Associates, Inc.
 Project/Site: Powerton Station CCA

TestAmerica Job ID: 500-120174-1

Method: 6020A - Metals (ICP/MS) (Continued)

Lab Sample ID: LCS 500-362830/2-A
 Matrix: Water
 Analysis Batch: 362994

Client Sample ID: Lab Control Sample
 Prep Type: Soluble
 Prep Batch: 362830
 %Rec.

Analyte	Spike Added	LCS Result	LCS Qualifier	Unit	D	%Rec	Limits
Silver	0.0500	0.0522		mg/L		104	80 - 120
Thallium	0.100	0.102		mg/L		102	80 - 120
Vanadium	0.500	0.491		mg/L		98	80 - 120
Zinc	0.500	0.496		mg/L		99	80 - 120

Method: 7470A - Mercury (CVAA)

Lab Sample ID: MB 500-361666/12-A
 Matrix: Water
 Analysis Batch: 361865

Client Sample ID: Method Blank
 Prep Type: Total/NA
 Prep Batch: 361666

Analyte	MB Result	MB Qualifier	RL	MDL	Unit	D	Prepared	Analyzed	Dil Fac
Mercury	<0.00020		0.00020		mg/L		11/20/16 16:30	11/21/16 12:44	1

Lab Sample ID: LCS 500-361666/13-A
 Matrix: Water
 Analysis Batch: 361865

Client Sample ID: Lab Control Sample
 Prep Type: Total/NA
 Prep Batch: 361666
 %Rec.

Analyte	Spike Added	LCS Result	LCS Qualifier	Unit	D	%Rec	Limits
Mercury	0.00200	0.00196		mg/L		98	80 - 120

Method: 9014 - Cyanide

Lab Sample ID: MB 500-362205/1-A
 Matrix: Water
 Analysis Batch: 362336

Client Sample ID: Method Blank
 Prep Type: Total/NA
 Prep Batch: 362205

Analyte	MB Result	MB Qualifier	RL	MDL	Unit	D	Prepared	Analyzed	Dil Fac
Cyanide, Total	<0.010		0.010		mg/L		11/23/16 12:45	11/23/16 16:10	1

Lab Sample ID: LCS 500-362205/2-A
 Matrix: Water
 Analysis Batch: 362336

Client Sample ID: Lab Control Sample
 Prep Type: Total/NA
 Prep Batch: 362205
 %Rec.

Analyte	Spike Added	LCS Result	LCS Qualifier	Unit	D	%Rec	Limits
Cyanide, Total	0.100	0.103		mg/L		103	80 - 120

Lab Sample ID: MB 500-362388/1-A
 Matrix: Water
 Analysis Batch: 362563

Client Sample ID: Method Blank
 Prep Type: Total/NA
 Prep Batch: 362388

Analyte	MB Result	MB Qualifier	RL	MDL	Unit	D	Prepared	Analyzed	Dil Fac
Cyanide, Total	<0.010		0.010		mg/L		11/25/16 13:20	11/25/16 19:10	1

Client: KPRG and Associates, Inc.
 Project/Site: Powerton Station CCA

TestAmerica Job ID: 500-120174-1

Method: 9014 - Cyanide (Continued)

Lab Sample ID: LCS 500-362388/2-A
 Matrix: Water
 Analysis Batch: 362563

Client Sample ID: Lab Control Sample
 Prep Type: Total/NA
 Prep Batch: 362388

Analyte	Spike Added	LCS Result	LCS Qualifier	Unit	D	%Rec	%Rec. Limits
Cyanide, Total	0.100	0.101		mg/L		101	80 - 120

Lab Sample ID: 500-120174-13 MS
 Matrix: Water
 Analysis Batch: 362336

Client Sample ID: MW-11
 Prep Type: Dissolved
 Prep Batch: 362205

Analyte	Sample Result	Sample Qualifier	Spike Added	MS Result	MS Qualifier	Unit	D	%Rec	%Rec. Limits
Cyanide, Total	<0.010		0.0400	0.0385		mg/L		96	75 - 125

Lab Sample ID: 500-120174-13 MSD
 Matrix: Water
 Analysis Batch: 362336

Client Sample ID: MW-11
 Prep Type: Dissolved
 Prep Batch: 362205

Analyte	Sample Result	Sample Qualifier	Spike Added	MSD Result	MSD Qualifier	Unit	D	%Rec	%Rec. Limits	RPD	Limit
Cyanide, Total	<0.010		0.0400	0.0398		mg/L		100	75 - 125	3	20

Lab Sample ID: 500-120174-14 MS
 Matrix: Water
 Analysis Batch: 362563

Client Sample ID: MW-13
 Prep Type: Dissolved
 Prep Batch: 362388

Analyte	Sample Result	Sample Qualifier	Spike Added	MS Result	MS Qualifier	Unit	D	%Rec	%Rec. Limits
Cyanide, Total	<0.010		0.0400	0.0415		mg/L		104	75 - 125

Lab Sample ID: 500-120174-14 MSD
 Matrix: Water
 Analysis Batch: 362563

Client Sample ID: MW-13
 Prep Type: Dissolved
 Prep Batch: 362388

Analyte	Sample Result	Sample Qualifier	Spike Added	MSD Result	MSD Qualifier	Unit	D	%Rec	%Rec. Limits	RPD	Limit
Cyanide, Total	<0.010		0.0400	0.0420		mg/L		105	75 - 125	1	20

Method: 9038 - Sulfate, Turbidimetric

Lab Sample ID: MB 500-362203/3
 Matrix: Water
 Analysis Batch: 362203

Client Sample ID: Method Blank
 Prep Type: Total/NA

Analyte	MB Result	MB Qualifier	RL	MDL	Unit	D	Prepared	Analyzed	Dil Fac
Sulfate	<5.0		5.0		mg/L			11/23/16 10:23	1

Lab Sample ID: LCS 500-362203/4
 Matrix: Water
 Analysis Batch: 362203

Client Sample ID: Lab Control Sample
 Prep Type: Total/NA

Analyte	Spike Added	LCS Result	LCS Qualifier	Unit	D	%Rec	%Rec. Limits
Sulfate	20.0	19.8		mg/L		99	80 - 120

Client: KPRG and Associates, Inc.
 Project/Site: Powerton Station CCA

TestAmerica Job ID: 500-120174-1

Method: 9038 - Sulfate, Turbidimetric (Continued)

Lab Sample ID: MB 500-362534/3
 Matrix: Water
 Analysis Batch: 362534

Client Sample ID: Method Blank
 Prep Type: Total/NA

Analyte	MB Result	MB Qualifier	RL	MDL	Unit	D	Prepared	Analyzed	Dil Fac
Sulfate	<5.0		5.0		mg/L			11/28/16 04:34	1

Lab Sample ID: LCS 500-362534/4
 Matrix: Water
 Analysis Batch: 362534

Client Sample ID: Lab Control Sample
 Prep Type: Total/NA

Analyte	Spike Added	LCS Result	LCS Qualifier	Unit	D	%Rec	%Rec. Limits
Sulfate	20.0	20.9		mg/L		104	80 - 120

Lab Sample ID: MB 500-362723/3
 Matrix: Water
 Analysis Batch: 362723

Client Sample ID: Method Blank
 Prep Type: Total/NA

Analyte	MB Result	MB Qualifier	RL	MDL	Unit	D	Prepared	Analyzed	Dil Fac
Sulfate	<5.0		5.0		mg/L			11/29/16 06:56	1

Lab Sample ID: LCS 500-362723/4
 Matrix: Water
 Analysis Batch: 362723

Client Sample ID: Lab Control Sample
 Prep Type: Total/NA

Analyte	Spike Added	LCS Result	LCS Qualifier	Unit	D	%Rec	%Rec. Limits
Sulfate	20.0	19.6		mg/L		98	80 - 120

Lab Sample ID: 500-120174-6 MS
 Matrix: Water
 Analysis Batch: 362534

Client Sample ID: DUPLICATE
 Prep Type: Dissolved

Analyte	Sample Result	Sample Qualifier	Spike Added	MS Result	MS Qualifier	Unit	D	%Rec	%Rec. Limits
Sulfate	290		400	695		mg/L		102	75 - 125

Lab Sample ID: 500-120174-6 MSD
 Matrix: Water
 Analysis Batch: 362534

Client Sample ID: DUPLICATE
 Prep Type: Dissolved

Analyte	Sample Result	Sample Qualifier	Spike Added	MSD Result	MSD Qualifier	Unit	D	%Rec	%Rec. Limits	RPD	RPD Limit
Sulfate	290		400	721		mg/L		109	75 - 125	4	20

Lab Sample ID: 500-120174-12 MS
 Matrix: Water
 Analysis Batch: 362534

Client Sample ID: MW-09
 Prep Type: Dissolved

Analyte	Sample Result	Sample Qualifier	Spike Added	MS Result	MS Qualifier	Unit	D	%Rec	%Rec. Limits
Sulfate	140		400	541		mg/L		100	75 - 125

Lab Sample ID: 500-120174-12 MSD
 Matrix: Water
 Analysis Batch: 362534

Client Sample ID: MW-09
 Prep Type: Dissolved

Analyte	Sample Result	Sample Qualifier	Spike Added	MSD Result	MSD Qualifier	Unit	D	%Rec	%Rec. Limits	RPD	RPD Limit
Sulfate	140		400	539		mg/L		99	75 - 125	0	20

TestAmerica Chicago

Client: KPRG and Associates, Inc.
 Project/Site: Powerton Station CCA

TestAmerica Job ID: 500-120174-1

Method: 9251 - Chloride

Lab Sample ID: MB 500-361889/4
 Matrix: Water
 Analysis Batch: 361889

Client Sample ID: Method Blank
 Prep Type: Total/NA

Analyte	MB Result	MB Qualifier	RL	MDL	Unit	D	Prepared	Analyzed	Dil Fac
Chloride	<2.0		2.0		mg/L			11/20/16 23:05	1

Lab Sample ID: LCS 500-361889/5
 Matrix: Water
 Analysis Batch: 361889

Client Sample ID: Lab Control Sample
 Prep Type: Total/NA

Analyte	Spike Added	LCS Result	LCS Qualifier	Unit	D	%Rec	%Rec. Limits
Chloride	50.0	49.6		mg/L		99	80 - 120

Lab Sample ID: 500-120174-8 MS
 Matrix: Water
 Analysis Batch: 361889

Client Sample ID: MW-06
 Prep Type: Dissolved

Analyte	Sample Result	Sample Qualifier	Spike Added	MS Result	MS Qualifier	Unit	D	%Rec	%Rec. Limits
Chloride	180	F1	50.0	219	F1	mg/L		67	75 - 125

Lab Sample ID: 500-120174-8 MSD
 Matrix: Water
 Analysis Batch: 361889

Client Sample ID: MW-06
 Prep Type: Dissolved

Analyte	Sample Result	Sample Qualifier	Spike Added	MSD Result	MSD Qualifier	Unit	D	%Rec	%Rec. Limits	RPD	RPD Limit
Chloride	180	F1	50.0	222	F1	mg/L		73	75 - 125	1	20

Lab Sample ID: 500-120174-17 MS
 Matrix: Water
 Analysis Batch: 361889

Client Sample ID: MW-12
 Prep Type: Dissolved

Analyte	Sample Result	Sample Qualifier	Spike Added	MS Result	MS Qualifier	Unit	D	%Rec	%Rec. Limits
Chloride	180		50.0	214		mg/L		75	75 - 125

Lab Sample ID: 500-120174-17 MSD
 Matrix: Water
 Analysis Batch: 361889

Client Sample ID: MW-12
 Prep Type: Dissolved

Analyte	Sample Result	Sample Qualifier	Spike Added	MSD Result	MSD Qualifier	Unit	D	%Rec	%Rec. Limits	RPD	RPD Limit
Chloride	180		50.0	216		mg/L		79	75 - 125	1	20

Method: SM 2540C - Solids, Total Dissolved (TDS)

Lab Sample ID: MB 500-361708/1
 Matrix: Water
 Analysis Batch: 361708

Client Sample ID: Method Blank
 Prep Type: Total/NA

Analyte	MB Result	MB Qualifier	RL	MDL	Unit	D	Prepared	Analyzed	Dil Fac
Total Dissolved Solids	<10		10		mg/L			11/21/16 02:08	1

Client: KPRG and Associates, Inc.
 Project/Site: Powerton Station CCA

TestAmerica Job ID: 500-120174-1

Method: SM 2540C - Solids, Total Dissolved (TDS) (Continued)

Lab Sample ID: LCS 500-361708/2
 Matrix: Water
 Analysis Batch: 361708

Client Sample ID: Lab Control Sample
 Prep Type: Total/NA

Analyte	Spike Added	LCS Result	LCS Qualifier	Unit	D	%Rec	%Rec. Limits
Total Dissolved Solids	250	270		mg/L		108	80 - 120

Lab Sample ID: 500-120174-1 MS
 Matrix: Water
 Analysis Batch: 361708

Client Sample ID: MW-02
 Prep Type: Dissolved

Analyte	Sample Result	Sample Qualifier	Spike Added	MS Result	MS Qualifier	Unit	D	%Rec	%Rec. Limits
Total Dissolved Solids	470		250	722		mg/L		102	75 - 125

Lab Sample ID: 500-120174-1 DU
 Matrix: Water
 Analysis Batch: 361708

Client Sample ID: MW-02
 Prep Type: Dissolved

Analyte	Sample Result	Sample Qualifier	DU Result	DU Qualifier	Unit	D	RPD	RPD Limit
Total Dissolved Solids	470		472		mg/L		1	5

Method: SM 4500 F C - Fluoride

Lab Sample ID: MB 500-361793/31
 Matrix: Water
 Analysis Batch: 361793

Client Sample ID: Method Blank
 Prep Type: Total/NA

Analyte	MB Result	MB Qualifier	RL	MDL	Unit	D	Prepared	Analyzed	Dil Fac
Fluoride	<0.10		0.10		mg/L			11/19/16 17:20	1

Lab Sample ID: LCS 500-361793/32
 Matrix: Water
 Analysis Batch: 361793

Client Sample ID: Lab Control Sample
 Prep Type: Total/NA

Analyte	Spike Added	LCS Result	LCS Qualifier	Unit	D	%Rec	%Rec. Limits
Fluoride	10.0	10.0		mg/L		100	80 - 120

Method: SM 4500 NO2 B - Nitrogen, Nitrite

Lab Sample ID: MB 500-361141/61
 Matrix: Water
 Analysis Batch: 361141

Client Sample ID: Method Blank
 Prep Type: Total/NA

Analyte	MB Result	MB Qualifier	RL	MDL	Unit	D	Prepared	Analyzed	Dil Fac
Nitrogen, Nitrite	<0.020		0.020		mg/L			11/16/16 15:41	1

Lab Sample ID: LCS 500-361141/62
 Matrix: Water
 Analysis Batch: 361141

Client Sample ID: Lab Control Sample
 Prep Type: Total/NA

Analyte	Spike Added	LCS Result	LCS Qualifier	Unit	D	%Rec	%Rec. Limits
Nitrogen, Nitrite	0.100	0.102		mg/L		102	80 - 120

Client: KPRG and Associates, Inc.
 Project/Site: Powerton Station CCA

TestAmerica Job ID: 500-120174-1

Method: SM 4500 NO2 B - Nitrogen, Nitrite (Continued)

Lab Sample ID: MB 500-361780/3
Matrix: Water
Analysis Batch: 361780

Client Sample ID: Method Blank
Prep Type: Total/NA

Analyte	MB Result	MB Qualifier	RL	MDL	Unit	D	Prepared	Analyzed	Dil Fac
Nitrogen, Nitrite	<0.020		0.020		mg/L			11/19/16 15:57	1

Lab Sample ID: LCS 500-361780/4
Matrix: Water
Analysis Batch: 361780

Client Sample ID: Lab Control Sample
Prep Type: Total/NA

Analyte	Spike Added	LCS Result	LCS Qualifier	Unit	D	%Rec	%Rec. Limits
Nitrogen, Nitrite	0.100	0.102		mg/L		102	80 - 120

Lab Sample ID: MB 500-361782/3
Matrix: Water
Analysis Batch: 361782

Client Sample ID: Method Blank
Prep Type: Total/NA

Analyte	MB Result	MB Qualifier	RL	MDL	Unit	D	Prepared	Analyzed	Dil Fac
Nitrogen, Nitrite	<0.020		0.020		mg/L			11/18/16 20:30	1

Lab Sample ID: LCS 500-361782/4
Matrix: Water
Analysis Batch: 361782

Client Sample ID: Lab Control Sample
Prep Type: Total/NA

Analyte	Spike Added	LCS Result	LCS Qualifier	Unit	D	%Rec	%Rec. Limits
Nitrogen, Nitrite	0.100	0.0983		mg/L		98	80 - 120

Lab Sample ID: MB 500-361787/3
Matrix: Water
Analysis Batch: 361787

Client Sample ID: Method Blank
Prep Type: Total/NA

Analyte	MB Result	MB Qualifier	RL	MDL	Unit	D	Prepared	Analyzed	Dil Fac
Nitrogen, Nitrite	<0.020		0.020		mg/L			11/17/16 18:07	1

Lab Sample ID: LCS 500-361787/4
Matrix: Water
Analysis Batch: 361787

Client Sample ID: Lab Control Sample
Prep Type: Total/NA

Analyte	Spike Added	LCS Result	LCS Qualifier	Unit	D	%Rec	%Rec. Limits
Nitrogen, Nitrite	0.100	0.102		mg/L		102	80 - 120

Lab Sample ID: 500-120174-6 MS
Matrix: Water
Analysis Batch: 361141

Client Sample ID: DUPLICATE
Prep Type: Dissolved

Analyte	Sample Result	Sample Qualifier	Spike Added	MS Result	MS Qualifier	Unit	D	%Rec	%Rec. Limits
Nitrogen, Nitrite	<0.020		0.100	0.106		mg/L		106	75 - 125

Lab Sample ID: 500-120174-6 MSD
Matrix: Water
Analysis Batch: 361141

Client Sample ID: DUPLICATE
Prep Type: Dissolved

Analyte	Sample Result	Sample Qualifier	Spike Added	MSD Result	MSD Qualifier	Unit	D	%Rec	%Rec. Limits	RPD	Limit
Nitrogen, Nitrite	<0.020		0.100	0.106		mg/L		106	75 - 125	1	20

TestAmerica Chicago



Client: KPRG and Associates, Inc.
 Project/Site: Powerton Station CCA

TestAmerica Job ID: 500-120174-1

Lab Sample ID: 500-120174-17 MS
Matrix: Water
Analysis Batch: 361780

Client Sample ID: MW-12
Prep Type: Dissolved

Analyte	Sample Result	Sample Qualifier	Spike Added	MS Result	MS Qualifier	Unit	D	%Rec	%Rec. Limits
Nitrogen, Nitrite	<0.020		0.100	0.112		mg/L		96	75 - 125

Lab Sample ID: 500-120174-17 MSD
Matrix: Water
Analysis Batch: 361780

Client Sample ID: MW-12
Prep Type: Dissolved

Analyte	Sample Result	Sample Qualifier	Spike Added	MSD Result	MSD Qualifier	Unit	D	%Rec	%Rec. Limits	RPD	RPD Limit
Nitrogen, Nitrite	<0.020		0.100	0.113		mg/L		97	75 - 125	1	20

Lab Sample ID: 500-120174-16 MS
Matrix: Water
Analysis Batch: 361782

Client Sample ID: MW-15
Prep Type: Dissolved

Analyte	Sample Result	Sample Qualifier	Spike Added	MS Result	MS Qualifier	Unit	D	%Rec	%Rec. Limits
Nitrogen, Nitrite	<0.020		0.100	0.0922		mg/L		92	75 - 125

Lab Sample ID: 500-120174-16 MSD
Matrix: Water
Analysis Batch: 361782

Client Sample ID: MW-15
Prep Type: Dissolved

Analyte	Sample Result	Sample Qualifier	Spike Added	MSD Result	MSD Qualifier	Unit	D	%Rec	%Rec. Limits	RPD	RPD Limit
Nitrogen, Nitrite	<0.020		0.100	0.0923		mg/L		92	75 - 125	0	20

Lab Sample ID: 500-120174-7 MS
Matrix: Water
Analysis Batch: 361787

Client Sample ID: MW-01
Prep Type: Dissolved

Analyte	Sample Result	Sample Qualifier	Spike Added	MS Result	MS Qualifier	Unit	D	%Rec	%Rec. Limits
Nitrogen, Nitrite	<0.020		0.100	0.0972		mg/L		97	75 - 125

Lab Sample ID: 500-120174-7 MSD
Matrix: Water
Analysis Batch: 361787

Client Sample ID: MW-01
Prep Type: Dissolved

Analyte	Sample Result	Sample Qualifier	Spike Added	MSD Result	MSD Qualifier	Unit	D	%Rec	%Rec. Limits	RPD	RPD Limit
Nitrogen, Nitrite	<0.020		0.100	0.0979		mg/L		98	75 - 125	1	20

Method: SM 4500 NO3 F - Nitrogen, Nitrate

Lab Sample ID: MB 500-362110/12
Matrix: Water
Analysis Batch: 362110

Client Sample ID: Method Blank
Prep Type: Total/NA

Analyte	MB Result	MB Qualifier	RL	MDL	Unit	D	Prepared	Analyzed	Dil Fac
Nitrogen, Nitrate Nitrite	<0.10		0.10		mg/L			11/22/16 21:13	1

Client: KPRG and Associates, Inc.
 Project/Site: Powerton Station CCA

TestAmerica Job ID: 500-120174-1

Method: SM 4500 NO3 F - Nitrogen, Nitrate (Continued)

Lab Sample ID: LCS 500-362110/13
Matrix: Water
Analysis Batch: 362110

Client Sample ID: Lab Control Sample
Prep Type: Total/NA

Analyte	Spike Added	LCS Result	LCS Qualifier	Unit	D	%Rec	%Rec. Limits
Nitrogen, Nitrate Nitrite	1.00	1.05		mg/L		105	80 - 120

Lab Sample ID: 500-120174-15 MS
Matrix: Water
Analysis Batch: 362110

Client Sample ID: MW-14
Prep Type: Dissolved

Analyte	Sample Result	Sample Qualifier	Spike Added	MS Result	MS Qualifier	Unit	D	%Rec	%Rec. Limits
Nitrogen, Nitrate Nitrite	<0.10		1.00	0.938		mg/L		94	75 - 125

Lab Sample ID: 500-120174-15 MSD
Matrix: Water
Analysis Batch: 362110

Client Sample ID: MW-14
Prep Type: Dissolved

Analyte	Sample Result	Sample Qualifier	Spike Added	MSD Result	MSD Qualifier	Unit	D	%Rec	%Rec. Limits	RPD	RPD Limit
Nitrogen, Nitrate Nitrite	<0.10		1.00	0.951		mg/L		95	75 - 125	1	20

- 1
- 2
- 3
- 4
- 5
- 6
- 7
- 8
- 9
- 10
- 11
- 12
- 13
- 14
- 15

Client: KPRG and Associates, Inc.
 Project/Site: Powerton Station CCA

TestAmerica Job ID: 500-120174-1

Client Sample ID: MW-02
Date Collected: 11/15/16 09:02
Date Received: 11/16/16 08:50

Lab Sample ID: 500-120174-1
Matrix: Water

Prep Type	Batch Type	Batch Method	Run	Dilution Factor	Batch Number	Prepared or Analyzed	Analyst	Lab
Total/NA	Analysis	8260B		1	362066	11/23/16 02:32	PMF	TAL CHI
Total/NA	Analysis	314.0		1	140149	11/30/16 14:40	JCB	TAL SAC
Dissolved	Prep	Soluble Metals			362830	11/29/16 14:36	PFK	TAL CHI
Dissolved	Analysis	6020A		1	362994	11/30/16 10:52	FXG	TAL CHI
Dissolved	Prep	7470A			361666	11/20/16 16:30	MJD	TAL CHI
Dissolved	Analysis	7470A		1	361865	11/21/16 12:57	MJD	TAL CHI
Dissolved	Prep	9010B			362205	11/23/16 12:45	VIP	TAL CHI
Dissolved	Analysis	9014		1	362336		VIP	TAL CHI
					(Start)	11/23/16 16:13		
					(End)	11/23/16 16:13		
Dissolved	Analysis	9038		2	362203		CLB	TAL CHI
					(Start)	11/23/16 10:40		
					(End)	11/23/16 10:41		
Dissolved	Analysis	9251		1	361889	11/20/16 23:07	HMW	TAL CHI
Dissolved	Analysis	Nitrate by calc		1	362729	11/29/16 08:42	CRB	TAL CHI
Dissolved	Analysis	SM 2540C		1	361708	11/21/16 02:16	CLB	TAL CHI
Dissolved	Analysis	SM 4500 F C		1	361793	11/19/16 17:33	EAT	TAL CHI
Dissolved	Analysis	SM 4500 NO2 B		1	361141		EAT	TAL CHI
					(Start)	11/16/16 15:43		
					(End)	11/16/16 15:43		
Dissolved	Analysis	SM 4500 NO3 F		5	362110	11/22/16 21:17	HMW	TAL CHI

Client Sample ID: MW-03
Date Collected: 11/15/16 10:20
Date Received: 11/16/16 08:50

Lab Sample ID: 500-120174-2
Matrix: Water

Prep Type	Batch Type	Batch Method	Run	Dilution Factor	Batch Number	Prepared or Analyzed	Analyst	Lab
Total/NA	Analysis	8260B		1	362066	11/23/16 02:59	PMF	TAL CHI
Total/NA	Analysis	314.0		1	140149	11/30/16 15:38	JCB	TAL SAC
Dissolved	Prep	Soluble Metals			362830	11/29/16 14:36	PFK	TAL CHI
Dissolved	Analysis	6020A		1	362994	11/30/16 10:56	FXG	TAL CHI
Dissolved	Prep	7470A			361666	11/20/16 16:30	MJD	TAL CHI
Dissolved	Analysis	7470A		1	361865	11/21/16 12:58	MJD	TAL CHI
Dissolved	Prep	9010B			362205	11/23/16 12:45	VIP	TAL CHI
Dissolved	Analysis	9014		1	362336		VIP	TAL CHI
					(Start)	11/23/16 16:13		
					(End)	11/23/16 16:13		
Dissolved	Analysis	9038		2	362203		CLB	TAL CHI
					(Start)	11/23/16 10:41		
					(End)	11/23/16 10:42		
Dissolved	Analysis	9251		1	361889	11/20/16 23:08	HMW	TAL CHI
Dissolved	Analysis	Nitrate by calc		1	362729	11/29/16 08:42	CRB	TAL CHI
Dissolved	Analysis	SM 2540C		1	361708	11/21/16 02:30	CLB	TAL CHI

TestAmerica Chicago

Client: KPRG and Associates, Inc.
 Project/Site: Powerton Station CCA

TestAmerica Job ID: 500-120174-1

Client Sample ID: MW-03
Date Collected: 11/15/16 10:20
Date Received: 11/16/16 08:50

Lab Sample ID: 500-120174-2
Matrix: Water

Prep Type	Batch Type	Batch Method	Run	Dilution Factor	Batch Number	Prepared or Analyzed	Analyst	Lab
Dissolved	Analysis	SM 4500 F C		1	361793	11/19/16 17:44	EAT	TAL CHI
Dissolved	Analysis	SM 4500 NO2 B		1	361141	(Start) 11/16/16 15:43 (End) 11/16/16 15:43	EAT	TAL CHI
Dissolved	Analysis	SM 4500 NO3 F		2	362110	11/22/16 21:19	HMW	TAL CHI

Client Sample ID: MW-04
Date Collected: 11/15/16 11:30
Date Received: 11/16/16 08:50

Lab Sample ID: 500-120174-3
Matrix: Water

Prep Type	Batch Type	Batch Method	Run	Dilution Factor	Batch Number	Prepared or Analyzed	Analyst	Lab
Total/NA	Analysis	8260B		1	362066	11/23/16 03:26	PMF	TAL CHI
Total/NA	Analysis	314.0		1	140149	11/30/16 15:58	JCB	TAL SAC
Dissolved	Prep	Soluble Metals			362830	11/29/16 14:36	PFK	TAL CHI
Dissolved	Analysis	6020A		2	362994	11/30/16 11:14	FXG	TAL CHI
Dissolved	Prep	Soluble Metals			362830	11/29/16 14:36	PFK	TAL CHI
Dissolved	Analysis	6020A		1	362994	11/30/16 12:11	FXG	TAL CHI
Dissolved	Prep	7470A			361666	11/20/16 16:30	MJD	TAL CHI
Dissolved	Analysis	7470A		1	361865	11/21/16 13:00	MJD	TAL CHI
Dissolved	Prep	9010B			362205	11/23/16 12:45	VIP	TAL CHI
Dissolved	Analysis	9014		1	362336	(Start) 11/23/16 16:13 (End) 11/23/16 16:14	VIP	TAL CHI
Dissolved	Analysis	9038		2	362203	(Start) 11/23/16 10:42 (End) 11/23/16 10:43	CLB	TAL CHI
Dissolved	Analysis	9251		1	361889	11/20/16 23:40	HMW	TAL CHI
Dissolved	Analysis	Nitrate by calc		1	362729	11/29/16 08:42	CRB	TAL CHI
Dissolved	Analysis	SM 2540C		1	361708	11/21/16 02:34	CLB	TAL CHI
Dissolved	Analysis	SM 4500 F C		1	361793	11/19/16 17:47	EAT	TAL CHI
Dissolved	Analysis	SM 4500 NO2 B		1	361141	(Start) 11/16/16 15:43 (End) 11/16/16 15:44	EAT	TAL CHI
Dissolved	Analysis	SM 4500 NO3 F		1	362110	11/22/16 21:21	HMW	TAL CHI

Client Sample ID: MW-05
Date Collected: 11/15/16 12:52
Date Received: 11/16/16 08:50

Lab Sample ID: 500-120174-4
Matrix: Water

Prep Type	Batch Type	Batch Method	Run	Dilution Factor	Batch Number	Prepared or Analyzed	Analyst	Lab
Total/NA	Analysis	8260B		1	362066	11/23/16 03:53	PMF	TAL CHI
Total/NA	Analysis	314.0		1	140149	11/30/16 16:17	JCB	TAL SAC
Dissolved	Prep	Soluble Metals			362830	11/29/16 14:36	PFK	TAL CHI

TestAmerica Chicago

Client: KPRG and Associates, Inc.
 Project/Site: Powerton Station CCA

TestAmerica Job ID: 500-120174-1

Client Sample ID: MW-05

Date Collected: 11/15/16 12:52

Date Received: 11/16/16 08:50

Lab Sample ID: 500-120174-4

Matrix: Water

Prep Type	Batch Type	Batch Method	Run	Dilution Factor	Batch Number	Prepared or Analyzed	Analyst	Lab
Dissolved	Analysis	6020A		2	362994	11/30/16 11:18	FXG	TAL CHI
Dissolved	Prep	Soluble Metals			362830	11/29/16 14:36	PFK	TAL CHI
Dissolved	Analysis	6020A		1	362994	11/30/16 12:15	FXG	TAL CHI
Dissolved	Prep	7470A			361666	11/20/16 16:30	MJD	TAL CHI
Dissolved	Analysis	7470A		1	361865	11/21/16 13:01	MJD	TAL CHI
Dissolved	Prep	9010B			362205	11/23/16 12:45	VIP	TAL CHI
Dissolved	Analysis	9014		1	362336	11/23/16 16:14 (Start) (End) 11/23/16 16:14	VIP	TAL CHI
Dissolved	Analysis	9038		5	362203	11/23/16 10:43 (Start) (End) 11/23/16 10:44	CLB	TAL CHI
Dissolved	Analysis	9251		1	361889	11/20/16 23:41	HMW	TAL CHI
Dissolved	Analysis	Nitrate by calc		1	362729	11/29/16 08:42	CRB	TAL CHI
Dissolved	Analysis	SM 2540C		1	361708	11/21/16 02:38	CLB	TAL CHI
Dissolved	Analysis	SM 4500 F C		1	361793	11/19/16 17:50	EAT	TAL CHI
Dissolved	Analysis	SM 4500 NO2 B		1	361141	11/16/16 15:44 (Start) (End) 11/16/16 15:44	EAT	TAL CHI
Dissolved	Analysis	SM 4500 NO3 F		1	362110	11/22/16 21:24	HMW	TAL CHI

Client Sample ID: MW-08

Date Collected: 11/15/16 14:51

Date Received: 11/16/16 08:50

Lab Sample ID: 500-120174-5

Matrix: Water

Prep Type	Batch Type	Batch Method	Run	Dilution Factor	Batch Number	Prepared or Analyzed	Analyst	Lab
Total/NA	Analysis	8260B		1	362066	11/23/16 04:20	PMF	TAL CHI
Total/NA	Analysis	314.0		1	140149	11/30/16 16:37	JCB	TAL SAC
Dissolved	Prep	Soluble Metals			362830	11/29/16 14:36	PFK	TAL CHI
Dissolved	Analysis	6020A		5	362994	11/30/16 11:29	FXG	TAL CHI
Dissolved	Prep	Soluble Metals			362830	11/29/16 14:36	PFK	TAL CHI
Dissolved	Analysis	6020A		1	362994	11/30/16 12:18	FXG	TAL CHI
Dissolved	Prep	7470A			361666	11/20/16 16:30	MJD	TAL CHI
Dissolved	Analysis	7470A		1	361865	11/21/16 13:03	MJD	TAL CHI
Dissolved	Prep	9010B			362205	11/23/16 12:45	VIP	TAL CHI
Dissolved	Analysis	9014		1	362336	11/23/16 16:14 (Start) (End) 11/23/16 16:15	VIP	TAL CHI
Dissolved	Analysis	9038		10	362203	11/23/16 10:44 (Start) (End) 11/23/16 10:45	CLB	TAL CHI
Dissolved	Analysis	9251		5	361889	11/20/16 23:10	HMW	TAL CHI
Dissolved	Analysis	Nitrate by calc		1	362729	11/29/16 08:42	CRB	TAL CHI

TestAmerica Chicago

MWG13-15_58239
 12/2/2016

Client: KPRG and Associates, Inc.
 Project/Site: Powerton Station CCA

TestAmerica Job ID: 500-120174-1

Client Sample ID: MW-08
Date Collected: 11/15/16 14:51
Date Received: 11/16/16 08:50

Lab Sample ID: 500-120174-5
Matrix: Water

Prep Type	Batch Type	Batch Method	Run	Dilution Factor	Batch Number	Prepared or Analyzed	Analyst	Lab
Dissolved	Analysis	SM 2540C		1	361708	11/21/16 02:43	CLB	TAL CHI
Dissolved	Analysis	SM 4500 F C		1	361793	11/19/16 17:53	EAT	TAL CHI
Dissolved	Analysis	SM 4500 NO2 B		1	361141	11/16/16 15:44 (Start) (End) 11/16/16 15:44	EAT	TAL CHI
Dissolved	Analysis	SM 4500 NO3 F		1	362110	11/22/16 21:26	HMW	TAL CHI

Client Sample ID: DUPLICATE
Date Collected: 11/15/16 00:00
Date Received: 11/16/16 08:50

Lab Sample ID: 500-120174-6
Matrix: Water

Prep Type	Batch Type	Batch Method	Run	Dilution Factor	Batch Number	Prepared or Analyzed	Analyst	Lab
Total/NA	Analysis	8260B		1	362066	11/23/16 04:46	PMF	TAL CHI
Total/NA	Analysis	314.0		1	140149	11/30/16 16:56	JCB	TAL SAC
Dissolved	Prep	Soluble Metals			362830	11/29/16 14:36	PFK	TAL CHI
Dissolved	Analysis	6020A		5	362994	11/30/16 11:33	FXG	TAL CHI
Dissolved	Prep	Soluble Metals			362830	11/29/16 14:36	PFK	TAL CHI
Dissolved	Analysis	6020A		1	362994	11/30/16 12:22	FXG	TAL CHI
Dissolved	Prep	7470A			361666	11/20/16 16:30	MJD	TAL CHI
Dissolved	Analysis	7470A		1	361865	11/21/16 13:07	MJD	TAL CHI
Dissolved	Prep	9010B			362205	11/23/16 12:45	VIP	TAL CHI
Dissolved	Analysis	9014		1	362336	11/23/16 16:16 (Start) (End) 11/23/16 16:16	VIP	TAL CHI
Dissolved	Analysis	9038		10	362534	11/28/16 04:41 (Start) (End) 11/28/16 04:42	CLB	TAL CHI
Dissolved	Analysis	9251		5	361889	11/20/16 23:11	HMW	TAL CHI
Dissolved	Analysis	Nitrate by calc		1	362729	11/29/16 08:42	CRB	TAL CHI
Dissolved	Analysis	SM 2540C		1	361708	11/21/16 02:47	CLB	TAL CHI
Dissolved	Analysis	SM 4500 F C		1	361793	11/19/16 17:56	EAT	TAL CHI
Dissolved	Analysis	SM 4500 NO2 B		1	361141	11/16/16 15:45 (Start) (End) 11/16/16 15:46	EAT	TAL CHI
Dissolved	Analysis	SM 4500 NO3 F		1	362110	11/22/16 21:28	HMW	TAL CHI

Client Sample ID: MW-01
Date Collected: 11/16/16 14:32
Date Received: 11/17/16 09:25

Lab Sample ID: 500-120174-7
Matrix: Water

Prep Type	Batch Type	Batch Method	Run	Dilution Factor	Batch Number	Prepared or Analyzed	Analyst	Lab
Total/NA	Analysis	8260B		1	362066	11/23/16 05:13	PMF	TAL CHI
Total/NA	Analysis	314.0		1	140149	11/30/16 17:54	JCB	TAL SAC

TestAmerica Chicago

Electronic Filing: Received Clerk's Office 11/14/2017
Lab Chronicle

Client: KPRG and Associates, Inc.
 Project/Site: Powerton Station CCA

TestAmerica Job ID: 500-120174-1

Prep Type	Batch Type	Batch Method	Run	Dilution Factor	Batch Number	Prepared or Analyzed	Analyst	Lab
Dissolved	Prep	Soluble Metals			362830	11/29/16 14:36	PFK	TAL CHI
Dissolved	Analysis	6020A		1	362994	11/30/16 12:26	FXG	TAL CHI
Dissolved	Prep	Soluble Metals			362830	11/29/16 14:36	PFK	TAL CHI
Dissolved	Analysis	6020A		1	363124	11/30/16 15:23	FXG	TAL CHI
Dissolved	Prep	7470A			361666	11/20/16 16:30	MJD	TAL CHI
Dissolved	Analysis	7470A		1	361865	11/21/16 13:08	MJD	TAL CHI
Dissolved	Prep	9010B			362205	11/23/16 12:45	VIP	TAL CHI
Dissolved	Analysis	9014		1	362336		VIP	TAL CHI
					(Start)	11/23/16 16:16		
					(End)	11/23/16 16:17		
Dissolved	Analysis	9038		2	362534		CLB	TAL CHI
					(Start)	11/28/16 04:46		
					(End)	11/28/16 04:47		
Dissolved	Analysis	9251		1	361889	11/20/16 23:15	HMW	TAL CHI
Dissolved	Analysis	Nitrate by calc		1	362729	11/29/16 08:42	CRB	TAL CHI
Dissolved	Analysis	SM 2540C		1	361708	11/21/16 02:52	CLB	TAL CHI
Dissolved	Analysis	SM 4500 F C		1	361793	11/19/16 17:58	EAT	TAL CHI
Dissolved	Analysis	SM 4500 NO2 B		1	361787		EAT	TAL CHI
					(Start)	11/17/16 18:08		
					(End)	11/17/16 18:08		
Dissolved	Analysis	SM 4500 NO3 F		5	362110	11/22/16 21:30	HMW	TAL CHI

Client Sample ID: MW-06
Date Collected: 11/16/16 09:55
Date Received: 11/17/16 09:25

Lab Sample ID: 500-120174-8
Matrix: Water

Prep Type	Batch Type	Batch Method	Run	Dilution Factor	Batch Number	Prepared or Analyzed	Analyst	Lab
Total/NA	Analysis	8260B		1	362066	11/23/16 05:40	PMF	TAL CHI
Total/NA	Analysis	314.0		1	140149	11/30/16 18:14	JCB	TAL SAC
Dissolved	Prep	Soluble Metals			362830	11/29/16 14:36	PFK	TAL CHI
Dissolved	Analysis	6020A		1	362994	11/30/16 12:30	FXG	TAL CHI
Dissolved	Prep	Soluble Metals			362830	11/29/16 14:36	PFK	TAL CHI
Dissolved	Analysis	6020A		1	363124	11/30/16 15:26	FXG	TAL CHI
Dissolved	Prep	7470A			361666	11/20/16 16:30	MJD	TAL CHI
Dissolved	Analysis	7470A		1	361865	11/21/16 13:10	MJD	TAL CHI
Dissolved	Prep	9010B			362205	11/23/16 12:45	VIP	TAL CHI
Dissolved	Analysis	9014		1	362336		VIP	TAL CHI
					(Start)	11/23/16 16:17		
					(End)	11/23/16 16:17		
Dissolved	Analysis	9038		20	362534		CLB	TAL CHI
					(Start)	11/28/16 04:47		
					(End)	11/28/16 04:48		
Dissolved	Analysis	9251		5	361889	11/20/16 23:16	HMW	TAL CHI
Dissolved	Analysis	Nitrate by calc		1	362729	11/29/16 08:42	CRB	TAL CHI
Dissolved	Analysis	SM 2540C		1	361708	11/21/16 02:56	CLB	TAL CHI
Dissolved	Analysis	SM 4500 F C		1	361793	11/19/16 18:01	EAT	TAL CHI

TestAmerica Chicago

Client: KPRG and Associates, Inc.
 Project/Site: Powerton Station CCA

TestAmerica Job ID: 500-120174-1

Client Sample ID: MW-06
Date Collected: 11/16/16 09:55
Date Received: 11/17/16 09:25

Lab Sample ID: 500-120174-8
Matrix: Water

Prep Type	Batch Type	Batch Method	Run	Dilution Factor	Batch Number	Prepared or Analyzed	Analyst	Lab
Dissolved	Analysis	SM 4500 NO2 B		1	361787	11/17/16 18:09 (Start) 11/17/16 18:10 (End)	EAT	TAL CHI
Dissolved	Analysis	SM 4500 NO3 F		1	362110	11/22/16 21:32	HMW	TAL CHI

Client Sample ID: MW-07
Date Collected: 11/16/16 11:50
Date Received: 11/17/16 09:25

Lab Sample ID: 500-120174-9
Matrix: Water

Prep Type	Batch Type	Batch Method	Run	Dilution Factor	Batch Number	Prepared or Analyzed	Analyst	Lab
Total/NA	Analysis	8260B		1	362066	11/23/16 06:07	PMF	TAL CHI
Total/NA	Analysis	314.0		1	140149	11/30/16 18:33	JCB	TAL SAC
Dissolved	Prep	Soluble Metals			362830	11/29/16 14:37	PFK	TAL CHI
Dissolved	Analysis	6020A		1	362994	11/30/16 12:33	FXG	TAL CHI
Dissolved	Prep	Soluble Metals			362830	11/29/16 14:37	PFK	TAL CHI
Dissolved	Analysis	6020A		10	362994	11/30/16 13:15	FXG	TAL CHI
Dissolved	Prep	Soluble Metals			362830	11/29/16 14:37	PFK	TAL CHI
Dissolved	Analysis	6020A		1	363124	11/30/16 15:30	FXG	TAL CHI
Dissolved	Prep	7470A			361666	11/20/16 16:30	MJD	TAL CHI
Dissolved	Analysis	7470A		1	361865	11/21/16 13:14	MJD	TAL CHI
Dissolved	Prep	9010B			362205	11/23/16 12:45	VIP	TAL CHI
Dissolved	Analysis	9014		1	362336	11/23/16 16:17 (Start) 11/23/16 16:17 (End)	VIP	TAL CHI
Dissolved	Analysis	9038		2	362534	11/28/16 04:48 (Start) 11/28/16 04:49 (End)	CLB	TAL CHI
Dissolved	Analysis	9251		5	361889	11/20/16 23:18	HMW	TAL CHI
Dissolved	Analysis	Nitrate by calc		1	362729	11/29/16 08:42	CRB	TAL CHI
Dissolved	Analysis	SM 2540C		1	361708	11/21/16 03:01	CLB	TAL CHI
Dissolved	Analysis	SM 4500 F C		1	361793	11/19/16 18:04	EAT	TAL CHI
Dissolved	Analysis	SM 4500 NO2 B		1	361787	11/17/16 18:10 (Start) 11/17/16 18:10 (End)	EAT	TAL CHI
Dissolved	Analysis	SM 4500 NO3 F		1	362110	11/22/16 21:38	HMW	TAL CHI

Client Sample ID: MW-10
Date Collected: 11/16/16 13:02
Date Received: 11/17/16 09:25

Lab Sample ID: 500-120174-10
Matrix: Water

Prep Type	Batch Type	Batch Method	Run	Dilution Factor	Batch Number	Prepared or Analyzed	Analyst	Lab
Total/NA	Analysis	8260B		1	362066	11/23/16 06:34	PMF	TAL CHI
Total/NA	Analysis	314.0		1	140149	11/30/16 18:52	JCB	TAL SAC

TestAmerica Chicago

Client: KPRG and Associates, Inc.
 Project/Site: Powerton Station CCA

TestAmerica Job ID: 500-120174-1

Client Sample ID: MW-10
Date Collected: 11/16/16 13:02
Date Received: 11/17/16 09:25

Lab Sample ID: 500-120174-10
Matrix: Water

Prep Type	Batch Type	Batch Method	Run	Dilution Factor	Batch Number	Prepared or Analyzed	Analyst	Lab
Dissolved	Prep	Soluble Metals			362830	11/29/16 14:37	PFK	TAL CHI
Dissolved	Analysis	6020A		1	362994	11/30/16 12:37	FXG	TAL CHI
Dissolved	Prep	Soluble Metals			362830	11/29/16 14:37	PFK	TAL CHI
Dissolved	Analysis	6020A		1	363124	11/30/16 15:34	FXG	TAL CHI
Dissolved	Prep	7470A			361666	11/20/16 16:30	MJD	TAL CHI
Dissolved	Analysis	7470A		1	361865	11/21/16 13:16	MJD	TAL CHI
Dissolved	Prep	9010B			362205	11/23/16 12:45	VIP	TAL CHI
Dissolved	Analysis	9014		1	362336	11/23/16 16:17 (Start) (End) 11/23/16 16:18	VIP	TAL CHI
Dissolved	Analysis	9038		2	362534	11/28/16 04:49 (Start) (End) 11/28/16 04:50	CLB	TAL CHI
Dissolved	Analysis	9251		1	361889	11/20/16 23:18	HMW	TAL CHI
Dissolved	Analysis	Nitrate by calc		1	362729	11/29/16 08:42	CRB	TAL CHI
Dissolved	Analysis	SM 2540C		1	361708	11/21/16 03:05	CLB	TAL CHI
Dissolved	Analysis	SM 4500 F C		1	361793	11/19/16 18:07	EAT	TAL CHI
Dissolved	Analysis	SM 4500 NO2 B		1	361787	11/17/16 18:10 (Start) (End) 11/17/16 18:10	EAT	TAL CHI
Dissolved	Analysis	SM 4500 NO3 F		1	362110	11/22/16 21:41	HMW	TAL CHI

Client Sample ID: MW-16
Date Collected: 11/16/16 16:01
Date Received: 11/17/16 09:25

Lab Sample ID: 500-120174-11
Matrix: Water

Prep Type	Batch Type	Batch Method	Run	Dilution Factor	Batch Number	Prepared or Analyzed	Analyst	Lab
Total/NA	Analysis	8260B		1	362066	11/23/16 07:00	PMF	TAL CHI
Total/NA	Analysis	314.0		1	140149	11/30/16 19:12	JCB	TAL SAC
Dissolved	Prep	Soluble Metals			362830	11/29/16 14:37	PFK	TAL CHI
Dissolved	Analysis	6020A		1	362994	11/30/16 12:41	FXG	TAL CHI
Dissolved	Prep	Soluble Metals			362830	11/29/16 14:37	PFK	TAL CHI
Dissolved	Analysis	6020A		1	363124	11/30/16 15:38	FXG	TAL CHI
Dissolved	Prep	7470A			361666	11/20/16 16:30	MJD	TAL CHI
Dissolved	Analysis	7470A		1	361865	11/21/16 13:17	MJD	TAL CHI
Dissolved	Prep	9010B			362205	11/23/16 12:45	VIP	TAL CHI
Dissolved	Analysis	9014		1	362336	11/23/16 16:18 (Start) (End) 11/23/16 16:18	VIP	TAL CHI
Dissolved	Analysis	9038		2	362534	11/28/16 04:50 (Start) (End) 11/28/16 04:51	CLB	TAL CHI
Dissolved	Analysis	9251		1	361889	11/20/16 23:19	HMW	TAL CHI

Electronic Filing: Received Clerk's Office 11/14/2017
Lab Chronicle

Client: KPRG and Associates, Inc.
 Project/Site: Powerton Station CCA

TestAmerica Job ID: 500-120174-1

Client Sample ID: MW-16
Date Collected: 11/16/16 16:01
Date Received: 11/17/16 09:25

Lab Sample ID: 500-120174-11
Matrix: Water

Prep Type	Batch Type	Batch Method	Run	Dilution Factor	Batch Number	Prepared or Analyzed	Analyst	Lab
Dissolved	Analysis	Nitrate by calc		1	362729	11/29/16 08:42	CRB	TAL CHI
Dissolved	Analysis	SM 2540C		1	361708	11/21/16 03:09	CLB	TAL CHI
Dissolved	Analysis	SM 4500 F C		1	361793	11/19/16 18:10	EAT	TAL CHI
Dissolved	Analysis	SM 4500 NO2 B		1	361787	(Start) 11/17/16 18:10 (End) 11/17/16 18:11	EAT	TAL CHI
Dissolved	Analysis	SM 4500 NO3 F		20	362110	11/22/16 22:20	HMW	TAL CHI

Client Sample ID: MW-09
Date Collected: 11/17/16 09:47
Date Received: 11/18/16 08:45

Lab Sample ID: 500-120174-12
Matrix: Water

Prep Type	Batch Type	Batch Method	Run	Dilution Factor	Batch Number	Prepared or Analyzed	Analyst	Lab
Total/NA	Analysis	8260B		1	362066	11/23/16 07:27	PMF	TAL CHI
Total/NA	Analysis	314.0		1	140149	11/30/16 19:31	JCB	TAL SAC
Dissolved	Prep	Soluble Metals			362830	11/29/16 14:37	PFK	TAL CHI
Dissolved	Analysis	6020A		1	363134	11/30/16 17:00	FXG	TAL CHI
Dissolved	Prep	Soluble Metals			362830	11/29/16 14:37	PFK	TAL CHI
Dissolved	Analysis	6020A		10	362994	11/30/16 11:37	FXG	TAL CHI
Dissolved	Prep	Soluble Metals			362830	11/29/16 14:37	PFK	TAL CHI
Dissolved	Analysis	6020A		1	362994	11/30/16 12:45	FXG	TAL CHI
Dissolved	Prep	7470A			361666	11/20/16 16:30	MJD	TAL CHI
Dissolved	Analysis	7470A		1	361865	11/21/16 13:19	MJD	TAL CHI
Dissolved	Prep	9010B			362205	11/23/16 12:45	VIP	TAL CHI
Dissolved	Analysis	9014		1	362336	(Start) 11/23/16 16:18 (End) 11/23/16 16:19	VIP	TAL CHI
Dissolved	Analysis	9038		10	362534	(Start) 11/28/16 04:51 (End) 11/28/16 04:52	CLB	TAL CHI
Dissolved	Analysis	9251		1	361889	11/20/16 23:19	HMW	TAL CHI
Dissolved	Analysis	Nitrate by calc		1	362729	11/29/16 08:42	CRB	TAL CHI
Dissolved	Analysis	SM 2540C		1	361708	11/21/16 03:14	CLB	TAL CHI
Dissolved	Analysis	SM 4500 F C		1	361793	11/19/16 18:21	EAT	TAL CHI
Dissolved	Analysis	SM 4500 NO2 B		1	361782	(Start) 11/18/16 20:31 (End) 11/18/16 20:31	EAT	TAL CHI
Dissolved	Analysis	SM 4500 NO3 F		5	362110	11/22/16 22:20	HMW	TAL CHI

Electronic Filing: Received Clerk's Office 11/14/2017
Lab Chronicle

Client: KPRG and Associates, Inc.
 Project/Site: Powerton Station CCA

TestAmerica Job ID: 500-120174-1

Client Sample ID: MW-11

Lab Sample ID: 500-120174-13

Date Collected: 11/17/16 12:01

Matrix: Water

Date Received: 11/18/16 08:45

Prep Type	Batch Type	Batch Method	Run	Dilution Factor	Batch Number	Prepared or Analyzed	Analyst	Lab
Total/NA	Analysis	8260B		1	362066	11/23/16 07:54	PMF	TAL CHI
Total/NA	Analysis	314.0		1	140149	11/30/16 19:51	JCB	TAL SAC
Dissolved	Prep	Soluble Metals			362830	11/29/16 14:37	PFK	TAL CHI
Dissolved	Analysis	6020A		5	362994	11/30/16 11:41	FXG	TAL CHI
Dissolved	Prep	Soluble Metals			362830	11/29/16 14:37	PFK	TAL CHI
Dissolved	Analysis	6020A		1	362994	11/30/16 12:56	FXG	TAL CHI
Dissolved	Prep	7470A			361666	11/20/16 16:30	MJD	TAL CHI
Dissolved	Analysis	7470A		1	361865	11/21/16 13:20	MJD	TAL CHI
Dissolved	Prep	9010B			362205	11/23/16 12:45	VIP	TAL CHI
Dissolved	Analysis	9014		1	362336		VIP	TAL CHI
					(Start)	11/23/16 16:19		
					(End)	11/23/16 16:19		
Dissolved	Analysis	9038		20	362534		CLB	TAL CHI
					(Start)	11/28/16 04:54		
					(End)	11/28/16 04:55		
Dissolved	Analysis	9251		5	361889	11/20/16 23:20	HMW	TAL CHI
Dissolved	Analysis	Nitrate by calc		1	362729	11/29/16 08:42	CRB	TAL CHI
Dissolved	Analysis	SM 2540C		1	361708	11/21/16 03:18	CLB	TAL CHI
Dissolved	Analysis	SM 4500 F C		1	361793	11/19/16 18:24	EAT	TAL CHI
Dissolved	Analysis	SM 4500 NO2 B		1	361782		EAT	TAL CHI
					(Start)	11/18/16 20:31		
					(End)	11/18/16 20:32		
Dissolved	Analysis	SM 4500 NO3 F		1	362110	11/22/16 21:47	HMW	TAL CHI

Client Sample ID: MW-13

Lab Sample ID: 500-120174-14

Date Collected: 11/17/16 13:45

Matrix: Water

Date Received: 11/18/16 08:45

Prep Type	Batch Type	Batch Method	Run	Dilution Factor	Batch Number	Prepared or Analyzed	Analyst	Lab
Total/NA	Analysis	8260B		1	362066	11/23/16 08:21	PMF	TAL CHI
Total/NA	Analysis	314.0		1	140149	11/30/16 20:10	JCB	TAL SAC
Dissolved	Prep	Soluble Metals			362830	11/29/16 14:37	PFK	TAL CHI
Dissolved	Analysis	6020A		1	363134	11/30/16 17:03	FXG	TAL CHI
Dissolved	Prep	Soluble Metals			362830	11/29/16 14:37	PFK	TAL CHI
Dissolved	Analysis	6020A		10	362994	11/30/16 11:44	FXG	TAL CHI
Dissolved	Prep	Soluble Metals			362830	11/29/16 14:37	PFK	TAL CHI
Dissolved	Analysis	6020A		1	362994	11/30/16 13:00	FXG	TAL CHI
Dissolved	Prep	7470A			361666	11/20/16 16:30	MJD	TAL CHI
Dissolved	Analysis	7470A		1	361865	11/21/16 13:22	MJD	TAL CHI
Dissolved	Prep	9010B			362388	11/25/16 13:20	VIP	TAL CHI
Dissolved	Analysis	9014		1	362563		VIP	TAL CHI
					(Start)	11/25/16 19:11		
					(End)	11/25/16 19:12		

TestAmerica Chicago

Client: KPRG and Associates, Inc.
 Project/Site: Powerton Station CCA

TestAmerica Job ID: 500-120174-1

Client Sample ID: MW-13
Date Collected: 11/17/16 13:45
Date Received: 11/18/16 08:45

Lab Sample ID: 500-120174-14
Matrix: Water

Prep Type	Batch Type	Batch Method	Run	Dilution Factor	Batch Number	Prepared or Analyzed	Analyst	Lab
Dissolved	Analysis	9038		100	362534	11/28/16 04:55 (Start) 11/28/16 04:56 (End)	CLB	TAL CHI
Dissolved	Analysis	9251		5	361889	11/20/16 23:22	HMW	TAL CHI
Dissolved	Analysis	Nitrate by calc		1	362729	11/29/16 08:42	CRB	TAL CHI
Dissolved	Analysis	SM 2540C		1	361708	11/21/16 03:23	CLB	TAL CHI
Dissolved	Analysis	SM 4500 F C		1	361793	11/19/16 18:27	EAT	TAL CHI
Dissolved	Analysis	SM 4500 NO2 B		1	361782	11/18/16 20:32 (Start) 11/18/16 20:32 (End)	EAT	TAL CHI
Dissolved	Analysis	SM 4500 NO3 F		1	362110	11/22/16 21:49	HMW	TAL CHI

Client Sample ID: MW-14
Date Collected: 11/17/16 15:21
Date Received: 11/18/16 08:45

Lab Sample ID: 500-120174-15
Matrix: Water

Prep Type	Batch Type	Batch Method	Run	Dilution Factor	Batch Number	Prepared or Analyzed	Analyst	Lab
Total/NA	Analysis	8260B		1	362139	11/23/16 13:58	JMP	TAL CHI
Total/NA	Analysis	314.0		1	140149	11/30/16 20:29	JCB	TAL SAC
Dissolved	Prep	Soluble Metals			362830	11/29/16 14:37	PFK	TAL CHI
Dissolved	Analysis	6020A		5	362994	11/30/16 11:48	FXG	TAL CHI
Dissolved	Prep	Soluble Metals			362830	11/29/16 14:37	PFK	TAL CHI
Dissolved	Analysis	6020A		1	362994	11/30/16 13:04	FXG	TAL CHI
Dissolved	Prep	7470A			361666	11/20/16 16:30	MJD	TAL CHI
Dissolved	Analysis	7470A		1	361865	11/21/16 13:23	MJD	TAL CHI
Dissolved	Prep	9010B			362388	11/25/16 13:20	VIP	TAL CHI
Dissolved	Analysis	9014		1	362563	11/25/16 19:13 (Start) 11/25/16 19:13 (End)	VIP	TAL CHI
Dissolved	Analysis	9038		50	362723	11/29/16 06:58 (Start) 11/29/16 06:59 (End)	CLB	TAL CHI
Dissolved	Analysis	9251		5	361889	11/20/16 23:22	HMW	TAL CHI
Dissolved	Analysis	Nitrate by calc		1	362729	11/29/16 08:42	CRB	TAL CHI
Dissolved	Analysis	SM 2540C		1	361708	11/21/16 03:27	CLB	TAL CHI
Dissolved	Analysis	SM 4500 F C		1	361793	11/19/16 18:29	EAT	TAL CHI
Dissolved	Analysis	SM 4500 NO2 B		1	361782	11/18/16 20:32 (Start) 11/18/16 20:32 (End)	EAT	TAL CHI
Dissolved	Analysis	SM 4500 NO3 F		1	362110	11/22/16 21:51	HMW	TAL CHI

Client: KPRG and Associates, Inc.
 Project/Site: Powerton Station CCA

TestAmerica Job ID: 500-120174-1

Client Sample ID: MW-15
Date Collected: 11/17/16 16:40
Date Received: 11/18/16 08:45

Lab Sample ID: 500-120174-16
Matrix: Water

Prep Type	Batch Type	Batch Method	Run	Dilution Factor	Batch Number	Prepared or Analyzed	Analyst	Lab
Total/NA	Analysis	8260B		1	362139	11/23/16 14:24	JMP	TAL CHI
Total/NA	Analysis	314.0		1	140149	11/30/16 20:49	JCB	TAL SAC
Dissolved	Prep	Soluble Metals			362830	11/29/16 14:37	PFK	TAL CHI
Dissolved	Analysis	6020A		1	363134	11/30/16 17:06	FXG	TAL CHI
Dissolved	Prep	Soluble Metals			362830	11/29/16 14:37	PFK	TAL CHI
Dissolved	Analysis	6020A		5	362994	11/30/16 11:52	FXG	TAL CHI
Dissolved	Prep	Soluble Metals			362830	11/29/16 14:37	PFK	TAL CHI
Dissolved	Analysis	6020A		1	362994	11/30/16 13:08	FXG	TAL CHI
Dissolved	Prep	7470A			361666	11/20/16 16:30	MJD	TAL CHI
Dissolved	Analysis	7470A		1	361865	11/21/16 13:24	MJD	TAL CHI
Dissolved	Prep	9010B			362388	11/25/16 13:20	VIP	TAL CHI
Dissolved	Analysis	9014		1	362563		VIP	TAL CHI
					(Start)	11/25/16 19:13		
					(End)	11/25/16 19:13		
Dissolved	Analysis	9038		25	362723		CLB	TAL CHI
					(Start)	11/29/16 06:59		
					(End)	11/29/16 07:00		
Dissolved	Analysis	9251		5	361889	11/20/16 23:23	HMW	TAL CHI
Dissolved	Analysis	Nitrate by calc		1	362729	11/29/16 08:42	CRB	TAL CHI
Dissolved	Analysis	SM 2540C		1	361708	11/21/16 03:31	CLB	TAL CHI
Dissolved	Analysis	SM 4500 F C		1	361793	11/19/16 18:32	EAT	TAL CHI
Dissolved	Analysis	SM 4500 NO2 B		1	361782		EAT	TAL CHI
					(Start)	11/18/16 20:32		
					(End)	11/18/16 20:32		
Dissolved	Analysis	SM 4500 NO3 F		1	362110	11/22/16 21:55	HMW	TAL CHI

Client Sample ID: MW-12
Date Collected: 11/18/16 13:20
Date Received: 11/18/16 19:50

Lab Sample ID: 500-120174-17
Matrix: Water

Prep Type	Batch Type	Batch Method	Run	Dilution Factor	Batch Number	Prepared or Analyzed	Analyst	Lab
Total/NA	Analysis	8260B		1	362139	11/23/16 14:50	JMP	TAL CHI
Total/NA	Analysis	314.0		1	140149	11/30/16 21:47	JCB	TAL SAC
Dissolved	Prep	Soluble Metals			362830	11/29/16 14:37	PFK	TAL CHI
Dissolved	Analysis	6020A		2	362994	11/30/16 11:56	FXG	TAL CHI
Dissolved	Prep	Soluble Metals			362830	11/29/16 14:37	PFK	TAL CHI
Dissolved	Analysis	6020A		1	362994	11/30/16 13:11	FXG	TAL CHI
Dissolved	Prep	7470A			361666	11/20/16 16:30	MJD	TAL CHI
Dissolved	Analysis	7470A		1	361865	11/21/16 13:26	MJD	TAL CHI
Dissolved	Prep	9010B			362388	11/25/16 13:20	VIP	TAL CHI
Dissolved	Analysis	9014		1	362563		VIP	TAL CHI
					(Start)	11/25/16 19:13		
					(End)	11/25/16 19:14		

Client: KPRG and Associates, Inc.
 Project/Site: Powerton Station CCA

TestAmerica Job ID: 500-120174-1

Client Sample ID: MW-12
Date Collected: 11/18/16 13:20
Date Received: 11/18/16 19:50

Lab Sample ID: 500-120174-17
Matrix: Water

Prep Type	Batch Type	Batch Method	Run	Dilution Factor	Batch Number	Prepared or Analyzed	Analyst	Lab
Dissolved	Analysis	9038		20	362723	11/29/16 07:00 (Start) 11/29/16 07:01 (End)	CLB	TAL CHI
Dissolved	Analysis	9251		5	361889	11/20/16 23:23	HMW	TAL CHI
Dissolved	Analysis	Nitrate by calc		1	362729	11/29/16 08:42	CRB	TAL CHI
Dissolved	Analysis	SM 2540C		1	361708	11/21/16 03:36	CLB	TAL CHI
Dissolved	Analysis	SM 4500 F C		1	361793	11/19/16 18:35	EAT	TAL CHI
Dissolved	Analysis	SM 4500 NO2 B		1	361780	11/19/16 15:58 (Start) 11/19/16 15:58 (End)	EAT	TAL CHI
Dissolved	Analysis	SM 4500 NO3 F		1	362110	11/22/16 21:58	HMW	TAL CHI

Client Sample ID: Trip Blank
Date Collected: 11/18/16 00:00
Date Received: 11/18/16 19:50

Lab Sample ID: 500-120174-18
Matrix: Water

Prep Type	Batch Type	Batch Method	Run	Dilution Factor	Batch Number	Prepared or Analyzed	Analyst	Lab
Total/NA	Analysis	8260B		1	362066	11/23/16 01:39	PMF	TAL CHI

Laboratory References:

TAL CHI = TestAmerica Chicago, 2417 Bond Street, University Park, IL 60484, TEL (708)534-5200

TAL SAC = TestAmerica Sacramento, 880 Riverside Parkway, West Sacramento, CA 95605, TEL (916)373-5600

Certification Summary

Client: KPRG and Associates, Inc.
 Project/Site: Powerton Station CCA

TestAmerica Job ID: 500-120174-1

Laboratory: TestAmerica Chicago

The certifications listed below are applicable to this report.

Authority	Program	EPA Region	Certification ID	Expiration Date
Illinois	NELAP	5	100201	04-30-17

Laboratory: TestAmerica Sacramento

All certifications held by this laboratory are listed. Not all certifications are applicable to this report.

Authority	Program	EPA Region	Certification ID	Expiration Date
A2LA	DoD ELAP		2928-01	01-31-17
Alaska (UST)	State Program	10	UST-055	12-18-16
Arizona	State Program	9	AZ0708	08-11-17
Arkansas DEQ	State Program	6	88-0691	06-17-17
California	State Program	9	2897	01-31-18
Colorado	State Program	8	CA00044	08-31-17
Connecticut	State Program	1	PH-0691	06-30-17
Florida	NELAP	4	E87570	06-30-17
Hawaii	State Program	9	N/A	01-31-17
Illinois	NELAP	5	200060	03-17-17
Kansas	NELAP	7	E-10375	10-31-17
Louisiana	NELAP	6	30612	06-30-17
Maine	State Program	1	CA0004	04-18-18
Michigan	State Program	5	9947	01-31-18
Nevada	State Program	9	CA00044	07-31-17
New Jersey	NELAP	2	CA005	06-30-17
New York	NELAP	2	11666	04-01-17
Oregon	NELAP	10	4040	01-29-17
Pennsylvania	NELAP	3	68-01272	03-31-17
Texas	NELAP	6	T104704399	07-31-17
US Fish & Wildlife	Federal		LE148388-0	10-31-17
USDA	Federal		P330-11-00436	12-30-17
USEPA UCMR	Federal	1	CA00044	11-06-18
Utah	NELAP	8	CA00044	02-28-17
Virginia	NELAP	3	460278	03-14-17
Washington	State Program	10	C581	05-05-17
West Virginia (DW)	State Program	3	9930C	12-31-16
Wyoming	State Program	8	8TMS-L	01-29-17



TestAmerica

THE LEADER IN ENVIRONMENTAL TESTING
TestAmerica Chicago
 2417 Bond St.
 University Park, IL 60484
 708-534-5200
 Fax: 708-534-5211

Report To:	Bill To:
Contact: Rich Gnat	Contact: 500-120174 COC
Company: KPRG & Associates Inc.	Company:
Address: 14665 W. Lisbon Rd. Suite 2B	Address:
Brookfield, WI	
Phone: 262-781-0475	Phone:
Fax:	Fax:
Email:	PO #:

Lab Lot # 500-120174

Package Sealed Yes No	Samples Sealed Yes No
Received on Ice Yes No	Samples Intact Yes No N/A
Temperature °C of Cooler 4.8	

Sampler Name: Ian John Howleson		Client Project # 12313.1		Refrg #																Within Hold Time Yes No	Preserv. Indicated Yes No N/A
Project Name: Powerton Station Ash Ponds		TestAmerica Project Number: 50008027		Volume																pH Check OK Yes No	Res CL₂ Check OK Yes No N/A
Project Location: Pekin, IL		Date Required Hard Copy: / /		Matrix	# of Cont	NO₂, dissolved														Sample Labels and COC Agree Yes No COC not present	
Lab PM: Eric Lang		Fax: / /																			
Laboratory ID	MS-MSD	Client Sample ID	Sampling Date	Time	Matrix	# of Cont	NO ₂ , dissolved														
1		MW-02	11-15-16	09:02	W	1	X														
2		MW-03	11-15-16	10:20	W	1	X														
3		MW-04	11-15-16	11:30	W	1	X														
4		MW-05	11-15-16	12:52	W	1	X														
5		MW-08	11-15-16	14:51	W	1	X														
6		DUPLICATE	11-15-16		W	1	X														
					W																
					W																
					W																
					W																

RELINQUISHED BY: ESH	COMPANY: KPRG	DATE: 11-15-16	TIME: 17:45	RECEIVED BY: FEDEx	COMPANY:	DATE:	TIME:
RELINQUISHED BY:	COMPANY:	DATE:	TIME:	RECEIVED BY: [Signature]	COMPANY: TA	DATE: 11/16/16	TIME: 0850

- | | | |
|--|---|---|
| Matrix Key | Container Key | Preservative Key |
| WW = Wastewater
W = Water
S = Soil
SL = Sludge
MS = Miscellaneous
OL = Oil
A = Air | SE = Sediment
SO = Solid
DL = Drum Liquid
DS = Drum Solid
L = Leachate
W = Wipe
O = | 1. Plastic
2. VOA Vial
3. Sterile Plastic
4. Amber Glass
5. Widemouth Glass
6. Other |
| | | 1. HCl, Cool to 4°
2. H ₂ SO ₄ , Cool to 4°
3. HNO ₃ , Cool to 4°
4. NaOH, Cool to 4°
5. NaOH/Zn, Cool to 4°
6. Cool to 4°
7. None |

COMMENTS:

Date Received 11, 16, 16
Courier: FX
Hand Delivered
Bill of Lading:

TestAmerica

THE LEADER IN ENVIRONMENTAL TESTING
TestAmerica Chicago
 2417 Bond St.
 University Park, IL 60484
 708-534-5200
 Fax. 708-534-5211

Report To:	Bill To:	Lab Lot # 500-20174	
Contact: Rich Gnat	Contact:	Package Sealed	Samples Sealed
Company: KPRG & Associates Inc.	Company:	Yes No	Yes No
Address: 14685 W. Lisbon Rd. Suite 2B	Address:	Yes No	Yes No N/A
Brookfield, WI			
Phone: 262-781-0475	Phone:	Temperature °C of Cooler 3.6	
Fax:	Fax:		
Email:	PO #:		

Sampler Name: Ian John Howleson	Client Project # 12313.1	Refrg #										Within Hold Time	Preserv. Indicated
Project Name: Powerton Station Ash Ponds	TestAmerica Project Number: 50008027	# / Cont.										Yes No	Yes No N/A
Project Location: Pekin, IL	Date Required	Volume										pH Check OK	Res CL₂ Check OK
Lab PM: Eric Lang	Hard Copy: ___/___/___	Preserv. 7										Yes No	Yes No N/A
	Fax: ___/___/___	Matrix										Sample Labels and COC Agree	
		# of Cont										Yes No	COC not present
		NO₂, dissolved										Additional Analyses / Remarks	
Laboratory ID	MIS-MSD	Client Sample ID	Sampling Date	Time									
7		MW-01	11-16-16	14:32	W	1	X						
8		MW-06	11-16-16	09:55	W	1	X						
9		MW-07	11-16-16	11:50	W	1	X						
10		MW-10	11-16-16	13:02	W	1	X						
11		MW-16	11-16-16	16:01	W	1	X						
					W								
					W								
					W								
					W								
					W								



500-120174 COC

RELINQUISHED BY: EJH	COMPANY: KPRG	DATE: 11-16-16	TIME: 18:00	RECEIVED BY: FedEx	COMPANY:	DATE:	TIME:
RELINQUISHED BY:	COMPANY:	DATE:	TIME:	RECEIVED BY: Jewelery	COMPANY: TACST	DATE: 11/17/16	TIME: 0925

- | | | |
|--|---|--|
| Matrix Key | Container Key | Preservative Key |
| WW = Wastewater
W = Water
S = Soil
SL = Sludge
MS = Miscellaneous
OL = Oil
A = Air | SE = Sediment
SO = Solid
DL = Drum Liquid
DS = Drum Solid
L = Leachate
W = Wipe
O = | 1. Plastic
2. VOA Vial
3. Sterile Plastic
4. Amber Glass
5. Widemouth Glass
6. Other
7. None |
| | | 1. HCl, Cool to 4°
2. H ₂ SO ₄ , Cool to 4°
3. HNO ₃ , Cool to 4°
4. NaOH, Cool to 4°
5. NaOH/Zn, Cool to 4°
6. Cool to 4° |

COMMENTS:	Date Received 11/17/16
	Courier:
	Hand Delivered <input type="checkbox"/>
	Bill of Lading: EX STD
	PAGE 1 of 1

STL-8208 (0600)

1
2
3
4
5
6
7
8
9
10
11
12
13
14
15

TestAmerica

THE LEADER IN ENVIRONMENTAL TESTING

TestAmerica Chicag

2417 Bond St.
University Park, IL 6C
708-634-5200
Fax: 708-634-5211 500-120174 COC



Report To:		Bill To:	
Contact: Rich Gnat	Contact:		Lab Lot # 500-120174
Company: KPRG & Associates Inc.	Company:		Package Sealed Yes <input checked="" type="checkbox"/> No <input type="checkbox"/>
Address: 14665 W. Lisbon Rd. Suite 2B	Address:		Samples Sealed Yes <input type="checkbox"/> No <input checked="" type="checkbox"/>
Brookfield, WI			Received on Ice Yes <input checked="" type="checkbox"/> No <input type="checkbox"/>
Phone: 262-781-0475	Phone:		Samples Intact Yes <input checked="" type="checkbox"/> No <input type="checkbox"/> N/A
Fax:	Fax:		Temperature °C of Cooler 2.4
Email:	PO #:		

Sampler Name: Ian John Howieson		Client Project # 12313.1		Refrg #						Withr Hold Time Yes <input checked="" type="checkbox"/> No <input type="checkbox"/>		Preserv. Indicated Yes <input type="checkbox"/> No <input checked="" type="checkbox"/> N/A	
Project Name: Powerton Station Ash Ponds		TestAmerica Project Number: 50008027		Volume						pH Check OK Yes <input checked="" type="checkbox"/> No <input type="checkbox"/>		Res CL₂ Check OK Yes <input type="checkbox"/> No <input checked="" type="checkbox"/> N/A	
Project Location: Pekin, IL		Date Required Hard Copy: ___/___/___		Preserv.		7						Sample Labels and COC Agree Yes <input checked="" type="checkbox"/> No <input type="checkbox"/> COC not present	
Lab PM: Eric Lang		Fax: ___/___/___		Matrix		# of Cont		NO₂ dissolved				Additional Analyses / Remarks	
Laboratory ID	MS-MSD	Client Sample ID	Sampling Date	Time	Matrix	# of Cont	NO ₂ dissolved						
12		MW-09	11-17-16	09:47	W	1	X						
13		MW-11	11-17-16	12:01	W	1	X						
14		MW-13	11-17-16	13:45	W	1	X						
15		MW-14	11-17-16	15:21	W	1	X						
16		MW-15	11-17-16	16:40	W	1	X						
					W								
					W								
					W								
					W								
					W								

RELINQUISHED BY: ISH	COMPANY: KPRG	DATE: 11-17-16	TIME: 18:15	RECEIVED BY: FEDEX	COMPANY:	DATE:	TIME:
RELINQUISHED BY:	COMPANY:	DATE:	TIME:	RECEIVED BY: Kevin Scott	COMPANY: TA-CHE	DATE: 11/18/16	TIME: 0845

- | | | | |
|--------------------|------------------|----------------------|--|
| Matrix Key | | Container Key | Preservative Key |
| WW = Wastewater | SE = Sediment | 1. Plastic | 1. HCl, Cool to 4° |
| W = Water | SO = Solid | 2. VOA Vial | 2. H ₂ SO ₄ , Cool to 4° |
| S = Soil | DL = Drum Liquid | 3. Sterile Plastic | 3. HNO ₃ , Cool to 4° |
| SL = Sludge | DS = Drum Solid | 4. Amber Glass | 4. NaOH, Cool to 4° |
| MS = Miscellaneous | L = Leachate | 5. Widemouth Glass | 5. NaOH/Zn, Cool to 4° |
| OL = Oil | W = Wipe | 6. Other | 6. Cool to 4° |
| A = Air | O = | | 7. None |

COMMENTS:	Date Received ___/___/___
	Courier:
	Hand Delivered <input type="checkbox"/>
	Bill of Lading:

TestAmerica

THE LEADER IN ENVIRONMENTAL TESTING
TestAmerica Chicago
 2417 Bond St.
 University Park, IL 60484
 708-534-5200
 Fax: 708-534-5211

Report To:	Bill To:
Contact: Rich Gnat	Contact:
Company: KPRG & Associates Inc.	Company:
Address: 14665 W. Lisbon Rd. Suite 2B	Address:
Brookfield, WI	
Phone: 262-781-0475	Phone:
Fax:	Fax:
Email:	PO #:

Lab Lot # 500-120174

Package Sealed	Samples Sealed
(Yes) No	(Yes) No
Received on Ice	Samples Intact
(Yes) No	(Yes) No N/A
Temperature °C of Cooler	
3.5, 0.4, 2.8, 2.3, 5.6, 5.3-7.5.0	

Sampler Name: Ian John Howleson		Client Project # 12313.1		Refrg #												Within Hold Time		Preserv. Indicated	
Project Name: Powerton Station Ash Ponds		TestAmerica Project Number: 50008027		Volume												pH Check OK		Res CL₂ Check OK	
Project Location: Pekin, IL		Date Required		Preserv.												Sample Labels and COC Agree		Res CL₂ Check OK	
Lab PM: Eric Lang		Hard Copy:		Matrix												Yes		No	
Laboratory ID	MS-MS	Client Sample ID	Sampling Date Time	# of Cont	18 Metals + Hg, dissolved	Cl, TDS, SO₄, FI	NO₂, dissolved	NO₃+NO₂, dissolved	Cyanide, dissolved	BTEX	Perchlorate	BARONIUM 226 238	Additional Analyses / Remarks						
7		MW-01	11-16-16 14:32	8	X	X	X	X	X	X	X								
1		MW-02	11-15-16 09:02	8	X	X	X	X	X	X	X								
2		MW-03	11-15-16 10:20	8	X	X	X	X	X	X	X								
3		MW-04	11-15-16 11:30	8	X	X	X	X	X	X	X								
4		MW-05	11-15-16 12:52	8	X	X	X	X	X	X	X								
8		MW-06	11-16-16 09:55	8	X	X	X	X	X	X	X								
9		MW-07	11-16-16 11:50	8	X	X	X	X	X	X	X								
5		MW-08	11-15-16 14:51	8	X	X	X	X	X	X	X								
12		MW-09	11-17-16 09:47	11	X	X	X	X	X	X	X								
10		MW-10	11-16-16 13:02	8	X	X	X	X	X	X	X								
13		MW-11	11-17-16 12:01	11	X	X	X	X	X	X	X								



RELINQUISHED BY: ISH	COMPANY: KPRG	DATE: 11-18-16	TIME: 19:50	RECEIVED BY: [Signature]	COMPANY: Test America	DATE: 11-18-16	TIME: 19:50
RELINQUISHED BY:	COMPANY:	DATE:	TIME:	RECEIVED BY:	COMPANY:	DATE:	TIME:

- Matrix Key**
- WW = Wastewater
 - W = Water
 - S = Soil
 - SL = Sludge
 - MS = Miscellaneous
 - OL = Oil
 - A = Air
 - SE = Sediment
 - SO = Solid
 - DL = Drum Liquid
 - DS = Drum Solid
 - L = Leachate
 - W = Wipe
 - O = _____

- Container Key**
- Plastic
 - VOA Vial
 - Sterile Plastic
 - Amber Glass
 - Widemouth Glass
 - Other

- Preservative Key**
- HCl, Cool to 4°
 - H₂SO₄, Cool to 4°
 - HNO₃, Cool to 4°
 - NaOH, Cool to 4°
 - NaOH/Zn, Cool to 4°
 - Cool to 4°
 - None

COMMENTS:

Date Received: ___/___/___

Courier:

Hand Delivered:

Bill of Lading: _____



THE LEADER IN ENVIRONMENTAL TESTING
TestAmerica Chicago
 2417 Bond St.
 University Park, IL 60484
 708-534-5200
 Fax. 708-534-5211

Report To:	Bill To:
Contact: Rich Gnat	Contact:
Company: KPRG & Associates Inc.	Company:
Address: 14665 W. Lisbon Rd. Suite 2B	Address:
Brookfield, WI	
Phone: 262-781-0475	Phone:
Fax:	Fax:
Email:	PO #:

Lab Lot # 500-120174

Package Sealed	Samples Sealed
Yes No	Yes No
Received on Ice	Samples Intact
Yes No	Yes No N/A
Temperature °C of Cooler	
35, 0.4, 2.8, 2.3, 5.6, 5.3, 5.0	
Within Hold Time	Preserv. Indicated
Yes No	Yes No N/A
pH Check OK	Res CL ₂ Check OK
Yes No	Yes No N/A
Sample Labels and COC Agree	
Yes No COC not present	

Sampler Name: Ian John Howleson		Client Project # 12313.1		Refrg #																
Project Name: Powerton Station Ash Ponds		TestAmerica Project Number: 50008027		Volume																
Project Location: Pekin, IL		Date Required Hard Copy: ___/___/___		Preserv.																
Lab PM: Eric Lang		Fax: ___/___/___		Matrix																
Laboratory ID	MS-MSD	Client Sample ID	Sampling Date	Time		18 Metals + Hg, dissolved	Cl, TDS, SO₄, F	NO₂, dissolved	NO₃+NO₂, dissolved	Cyanide, dissolved	BTEX	Perchlorate	ADDITIONAL ANALYSES	Additional Analyses / Remarks						
17		MW-12	11-18-16	13:20	W	12	X	X	X	X	X	X	X	RADIUM 226						
12		MW-13	11-17-16	13:45	W	11	X	X	X	X	X	X	X							
14		MW-14	11-17-16	15:21	W	11	X	X	X	X	X	X	X							
15		MW-15	11-17-16	16:40	W	11	X	X	X	X	X	X	X							
16		MW-16	11-16-16	16:01	W	8	X	X	X	X	X	X	X							
11		Duplicates	11-15-16		W	8	X	X	X	X	X	X	X							
6		Tripp Blank			W	2	X	X	X	X	X	X	X							
18					W		X	X	X	X	X	X	X							
					W		X	X	X	X	X	X	X							
					W		X	X	X	X	X	X	X							
					W		X	X	X	X	X	X	X							
					W		X	X	X	X	X	X	X							

AS
11/19/16

RELINQUISHED BY: IJKH	COMPANY: KPRG	DATE: 11-18-16	TIME: 19:50	RECEIVED BY: <i>[Signature]</i>	COMPANY: Test America	DATE: 11/18/16	TIME: 19:50
RELINQUISHED BY:	COMPANY:	DATE:	TIME:	RECEIVED BY:	COMPANY:	DATE:	TIME:

- | | | |
|---|---|--|
| Matrix Key | Container Key | Preservative Key |
| WW = Wastewater
W = Water
S = Soil
SL = Sludge
MS = Miscellaneous
OL = Oil
A = Air | SE = Sediment
SO = Solid
DL = Drum Liquid
DS = Drum Solid
L = Leachate
W = Wipe
O = _____ | 1. Plastic
2. VOA Vial
3. Sterile Plastic
4. Amber Glass
5. Widemouth Glass
6. Other
7. None |
| SE = Sediment
SO = Solid
DL = Drum Liquid
DS = Drum Solid
L = Leachate
W = Wipe
O = _____ | 1. HCl, Cool to 4°
2. H ₂ SO ₄ , Cool to 4°
3. HNO ₃ , Cool to 4°
4. NaOH, Cool to 4°
5. NaOH/Zn, Cool to 4°
6. Cool to 4°
7. None | |

COMMENTS:

Date Received ___/___/___
 Courier: _____
 Hand Delivered
 Bill of Lading: _____

1
2
3
4
5
6
7
8
9
10
11
12
13
14
15



500-120174 Waybill

ORIGIN ID:PIA9 (630) 325-130.
YAN JOHN HOLTE SON
KTRC AND FSS00
414 PLAZA DR STE 106
WESTMON, IL 60559
UNITED STATES US
15NOV16
48.30 LBR
J06994780/S5FE1722
S: 18X14X12 IN
BILL THIRD PARTY


RT 537
ST 14

1
10:30
6525
A
11.16

TO ERIC LANG
TEST AMERICA CHICAGO
2417 BOND ST

UNIVERSITY PARK IL 60484

(708) 594-5200 REF:
LNUT DEPT:
PO:




REL#
3785346

TRK# 7846 5710 2301
0201

WED - 16 NOV 3:00P
STANDARD OVERNIGHT

XH JOTA

60484
IL-US ORD



Part # 15629793RDXTRR32EPR50717 ***

ORIGIN ID:PIAA (630) 325-1300
IAN JOHN HOLLISON
KPRG AND ASSOC
414 PLAZA DR STE 106
WESTMONT, IL 60559
UNITED STATES US

SHIP DATE: 16NOV16
ACTWGT: 25.30 LB
CAG: 006994780/SSF1722
DIMS: 18x16x12 IN
BILL THIRD PARTY


TO
ERIC LANG
TEST AMERICA CHICAGO
2417 BOND ST



UNIVERSITY PARK IL 60484

500-120174 Waybill

(708) 634-5200
PO: DEPT: REF:




REL# 3785346

TRK# 7846 6965 7566
0201

THU - 17 NOV 3:00P
STANDARD OVERNIGHT

XH JOTA

AHS
60484
IL-US ORD



Part # 156297V938V1037/EM957M7

ORIGIN ID: 11111 (833) 225-1000
IAN JOHN HOWIESON
KPRG AND ASSOC
414 PLAZA DR STE 106
WESTMONT, IL 60559
UNITED STATES US

DATE TIME: 16NOV16
ACTWT: 25.30 LB
CAD: 006994780/SSFE1722
DIMS: 18x16x12 IN
BILL THIRD PARTY

Part #: 15629799837-38337-8139-9717 ***

TO **ERIC LANG**
TEST AMERICA CHICAGO
2417 BOND ST




UNIVERSITY PARK IL 60484

500-120174 Waybill

(708) 634-6200
JNU:
PO:

REF:

DEPT:



FedEx
Express




REL#
3786346

THU - 17 NOV 3:00P
STANDARD OVERNIGHT

TRK# 7846 6965 7566
0201

XH JOTA

AHS
60484
IL-US ORD



- 1
- 2
- 3
- 4
- 5
- 6
- 7
- 8
- 9
- 10
- 11
- 12
- 13
- 14
- 15



TestAmerica
THE LEADER IN ENVIRONMENTAL TESTING

Chain of Custody Record

TestAmerica Chicago
2417 Bond Street
University Park, IL 60484
Phone (708) 534-5200 Fax (708) 534-5211

Client Information (Sub Contract Lab)		Sampler: Lab PM: Lang, Eric A.		Carrier Tracking No(s):	
Company: TestAmerica Laboratories, Inc.		E-Mail: eric.lang@testamericainc.com		State of Origin: Illinois	
Address: 880 Riverside Parkway, West Sacramento, CA, 95605		Accreditations Required (See note): NELAP - Illinois		COC No: 500-80617.1	
Phone: 916-373-5600 (Tel) 916-372-1059 (Fax)		Due Date Requested: 12/1/2016		Page: Page 1 of 2	
Email:		TAT Requested (days):		Job #: 500-120174-1	
Project Name: Powertrain Station CCA		PO #:		Preservation Codes:	
Site: MWG - Powerton		WO #:		A - HCL B - NaOH C - Zn Acetate D - Nitric Acid E - NaHSO4 F - MeOH G - Anichlor H - Ascorbic Acid I - Ice J - DI Water K - EDTA L - EDA Other:	
Project #: 50008027		SSOW#:		M - Hexane N - Nitrile O - AsNO2 P - Na2O4S Q - Na2SO3 R - Na2SO4 S - H2SO4 T - TSP Dodecahydrate U - Acetone V - MCAA W - pH 4-5 Z - other (specify)	
Sample Identification - Client ID (Lab ID)		Sample Date		Sample Time	
Sample Type (C=Comp, G=grab)		Sample Time		Sample Time	
Matrix (W=water, S=solid, O=wast/oil, AT=Tissue, A=Air)		Sample Time		Sample Time	
Preservation Code:		Sample Time		Sample Time	
Field Filtered Sample (Yes or No)		Sample Time		Sample Time	
Perform MS/MSD (Yes or No)		Sample Time		Sample Time	
314 Of Perchlorate		Sample Time		Sample Time	
Total Number of Containers		Sample Time		Sample Time	
Special Instructions/Note:		Sample Time		Sample Time	
MW-02 (500-120174-1)	Water	11/15/16	09:02 Central	X	1
MW-03 (500-120174-2)	Water	11/15/16	10:20 Central	X	1
MW-04 (500-120174-3)	Water	11/15/16	11:30 Central	X	1
MW-05 (500-120174-4)	Water	11/15/16	12:52 Central	X	1
MW-08 (500-120174-5)	Water	11/15/16	14:51 Central	X	1
DUPLICATE (500-120174-6)	Water	11/15/16	Central	X	1
MW-01 (500-120174-7)	Water	11/16/16	14:32 Central	X	1
MW-06 (500-120174-8)	Water	11/16/16	09:55 Central	X	1
MW-07 (500-120174-9)	Water	11/16/16	11:50 Central	X	1

Note: Since laboratory accreditations are subject to change, TestAmerica Laboratories, Inc. places the ownership of method, analyte & accreditation compliance upon out subcontract laboratories. This sample shipment is forwarded under chain-of-custody. If the laboratory does not currently maintain accreditation in the State of Origin listed above for analysis/tests/matrix being analyzed, the samples must be shipped back to the TestAmerica laboratory or other instructions will be provided. Any changes to accreditation status should be brought to TestAmerica Laboratories, Inc. attention immediately. If all requested accreditations are current to date, return the signed Chain of Custody attesting to said compliance to TestAmerica Laboratories, Inc.

Possible Hazard Identification

Unconfirmed Deliverable Requested: I, II, III, IV, Other (specify) _____

Primary Deliverable Rank: 2

Sample Disposal (A fee may be assessed if samples are retained longer than 1 month)

Return To Client Disposal By Lab Archive For _____ Months

Special Instructions/QC Requirements:

Relinquished by: _____ Date: 11/21/16 @ 1600

Relinquished by: _____ Date: 11/22/16 0950

Relinquished by: _____ Date: _____

Relinquished by: _____ Date: _____

Relinquished by: _____ Date: _____

Custody Seal No.: _____

Company: TA Company: JAW'S Company: _____

Method of Shipment: _____

Received by: _____ Date/Time: _____

Received by: _____ Date/Time: _____

Received by: _____ Date/Time: _____

Cooler Temperature(s) °C and Other Remarks: 1.9



Chain of Custody Record

Client Information (Sub Contract Lab)		Sampler: Lang, Eric A.		Carrier Tracking No(s):		COC No: 500-80617.2	
Client Contact: 880 Riverside Parkway, West Sacramento, CA 95605		Phone: 916-373-5600(Tel) 916-372-1059(Fax)		State of Origin: Illinois		Page: Page 2 of 2	
Shipping/Receiving		E-Mail: eric.lang@testamericainc.com		Accreditations Required (See note): NELAP - Illinois		Job #: 500-120174-1	
Company: TestAmerica Laboratories, Inc.		Due Date Requested: 12/1/2016		Analysis Requested		Preservation Codes:	
Address: 880 Riverside Parkway, West Sacramento, CA 95605		TAT Requested (days):		314 D/ Perchlorate		A - HCL B - NaOH C - Zn Acetate D - Nitric Acid E - NaHSO4 F - MeOH G - Amchlor H - Ascorbic Acid I - Ice J - DI Water K - EDTA L - EDA Other:	
PO #: 916-373-5600(Tel) 916-372-1059(Fax)		WO #:		Field Filtered Sample (Yes or No)		M - Hexane N - None O - AsNaO2 P - Na2O4S Q - Na2SO3 R - Na2S2O3 S - H2SO4 T - TSP Dodecahydrate U - Acetone V - MCAA W - pH 4-5 Z - other (specify)	
Project Name: Powertron Station CCA		Project #: 50008027		Perform MS/MSD (Yes or No)		Special Instructions/Note:	
Site: MWG - Powertron		SSOW#:		X		Total Number of containers:	
Sample Identification - Client ID (Lab ID)		Sample Date		Sample Time		Sample Type (C=Comp, G=grab)	
MW-10 (500-120174-10)		11/16/16		13:02 Central		Water	
MW-16 (500-120174-11)		11/16/16		16:01 Central		Water	
MW-09 (500-120174-12)		11/17/16		09:47 Central		Water	
MW-11 (500-120174-13)		11/17/16		12:01 Central		Water	
MW-13 (500-120174-14)		11/17/16		13:45 Central		Water	
MW-14 (500-120174-15)		11/17/16		15:21 Central		Water	
MW-15 (500-120174-16)		11/17/16		16:40 Central		Water	
MW-12 (500-120174-17)		11/18/16		13:20 Central		Water	
MW-10 (500-120174-10)		11/16/16		13:02 Central		Water	
MW-16 (500-120174-11)		11/16/16		16:01 Central		Water	
MW-09 (500-120174-12)		11/17/16		09:47 Central		Water	
MW-11 (500-120174-13)		11/17/16		12:01 Central		Water	
MW-13 (500-120174-14)		11/17/16		13:45 Central		Water	
MW-14 (500-120174-15)		11/17/16		15:21 Central		Water	
MW-15 (500-120174-16)		11/17/16		16:40 Central		Water	
MW-12 (500-120174-17)		11/18/16		13:20 Central		Water	

Note: Since laboratory accreditations are subject to change, TestAmerica Laboratories, Inc. places the ownership of method, analyte & accreditation compliance upon out subcontract laboratories. This sample shipment is forwarded under chain-of-custody. I

Possible Hazard Identification		Date: 11/21/16 @ 1600		Received by: TA		Company: TA	
Deliverable Requested: I, II, III, IV, Other (specify)		Primary Deliverable Rank: 2		Date/Time: 11/22/16 0950		Company: JAWs	
Empty Kit Relinquished by: [Signature]		Date: 11/21/16 @ 1600		Date/Time: 11/22/16 0950		Company: JAWs	
Relinquished by: [Signature]		Date/Time:		Date/Time:		Company:	
Custody Seals Intact: <input type="checkbox"/> Yes <input checked="" type="checkbox"/> No		Custody Seal No.:		Cooler Temperature(s) °C and Other Remarks: 1.9		Company:	



Login Sample Receipt Checklist

Client: KPRG and Associates, Inc.

Job Number: 500-120174-1

Login Number: 120174**List Source: TestAmerica Chicago****List Number: 1****Creator: Kelsey, Shawn M**

Question	Answer	Comment
Radioactivity wasn't checked or is </= background as measured by a survey meter.	True	
The cooler's custody seal, if present, is intact.	True	
Sample custody seals, if present, are intact.	True	
The cooler or samples do not appear to have been compromised or tampered with.	True	
Samples were received on ice.	True	
Cooler Temperature is acceptable.	True	
Cooler Temperature is recorded.	True	4.8c,3.6c,2.4,5.0,3.5,0.4,2.8,2.3,5.6
COC is present.	True	
COC is filled out in ink and legible.	True	
COC is filled out with all pertinent information.	True	
Is the Field Sampler's name present on COC?	True	
There are no discrepancies between the containers received and the COC.	True	
Samples are received within Holding Time (excluding tests with immediate HTs)	True	
Sample containers have legible labels.	True	
Containers are not broken or leaking.	True	
Sample collection date/times are provided.	True	
Appropriate sample containers are used.	True	
Sample bottles are completely filled.	True	
Sample Preservation Verified.	True	
There is sufficient vol. for all requested analyses, incl. any requested MS/MSDs	True	
Containers requiring zero headspace have no headspace or bubble is <6mm (1/4").	True	
Multiphasic samples are not present.	True	
Samples do not require splitting or compositing.	True	
Residual Chlorine Checked.	N/A	

Login Sample Receipt Checklist

Client: KPRG and Associates, Inc.

Job Number: 500-120174-1

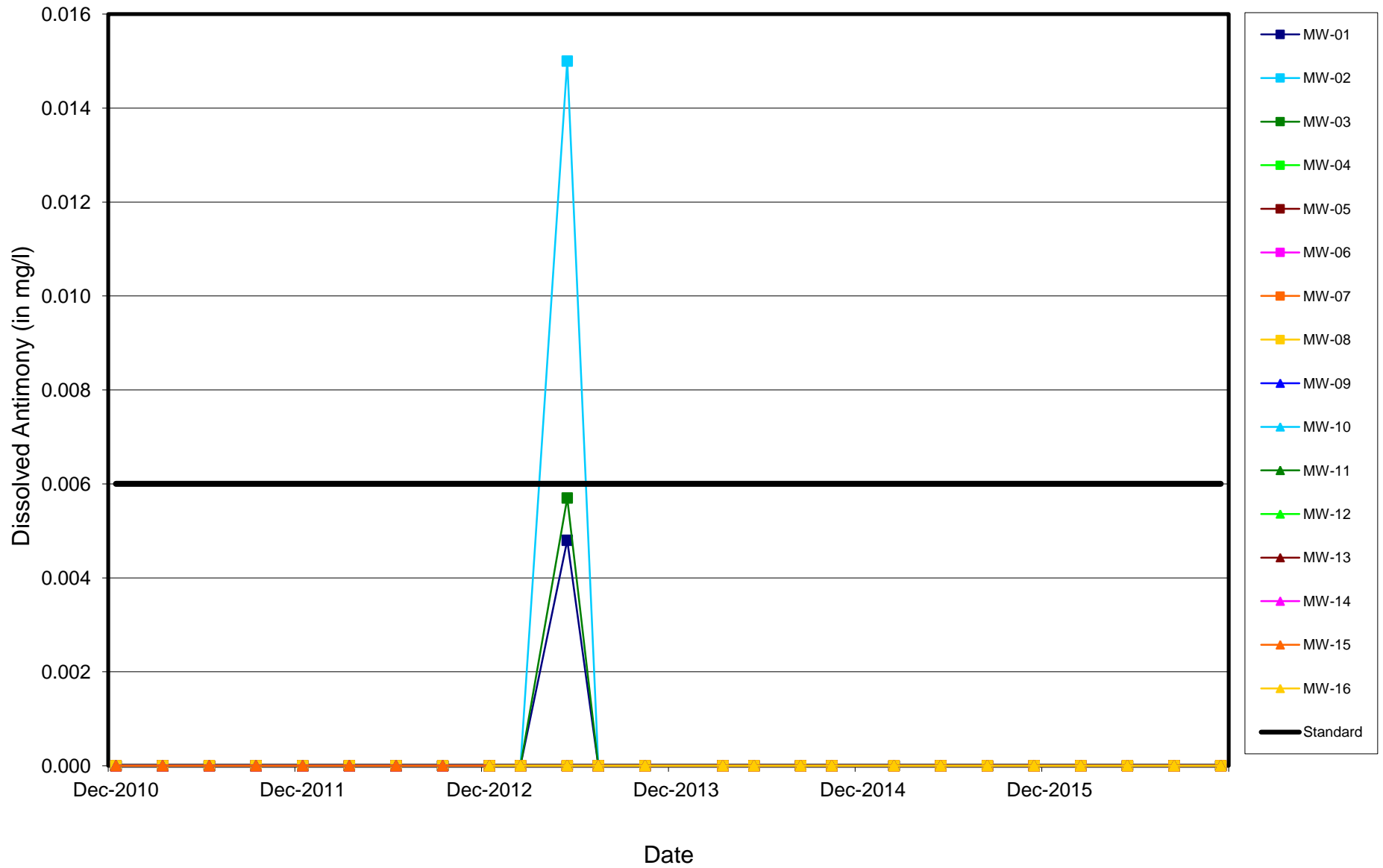
Login Number: 120174**List Number: 3****Creator: Edman, Connor M****List Source: TestAmerica Sacramento****List Creation: 11/22/16 02:26 PM**

Question	Answer	Comment
Radioactivity wasn't checked or is </= background as measured by a survey meter.	True	
The cooler's custody seal, if present, is intact.	True	928558
Sample custody seals, if present, are intact.	N/A	
The cooler or samples do not appear to have been compromised or tampered with.	True	
Samples were received on ice.	True	
Cooler Temperature is acceptable.	True	
Cooler Temperature is recorded.	True	
COC is present.	True	
COC is filled out in ink and legible.	True	
COC is filled out with all pertinent information.	True	
Is the Field Sampler's name present on COC?	N/A	
There are no discrepancies between the containers received and the COC.	True	
Samples are received within Holding Time (excluding tests with immediate HTs)	True	
Sample containers have legible labels.	True	
Containers are not broken or leaking.	True	
Sample collection date/times are provided.	True	
Appropriate sample containers are used.	True	
Sample bottles are completely filled.	True	not enough headspace for 314
Sample Preservation Verified.	N/A	
There is sufficient vol. for all requested analyses, incl. any requested MS/MSDs	True	
Containers requiring zero headspace have no headspace or bubble is <6mm (1/4").	True	
Multiphasic samples are not present.	True	
Samples do not require splitting or compositing.	True	
Residual Chlorine Checked.	N/A	

ATTACHMENT 3
Time Vs. Concentration Curves

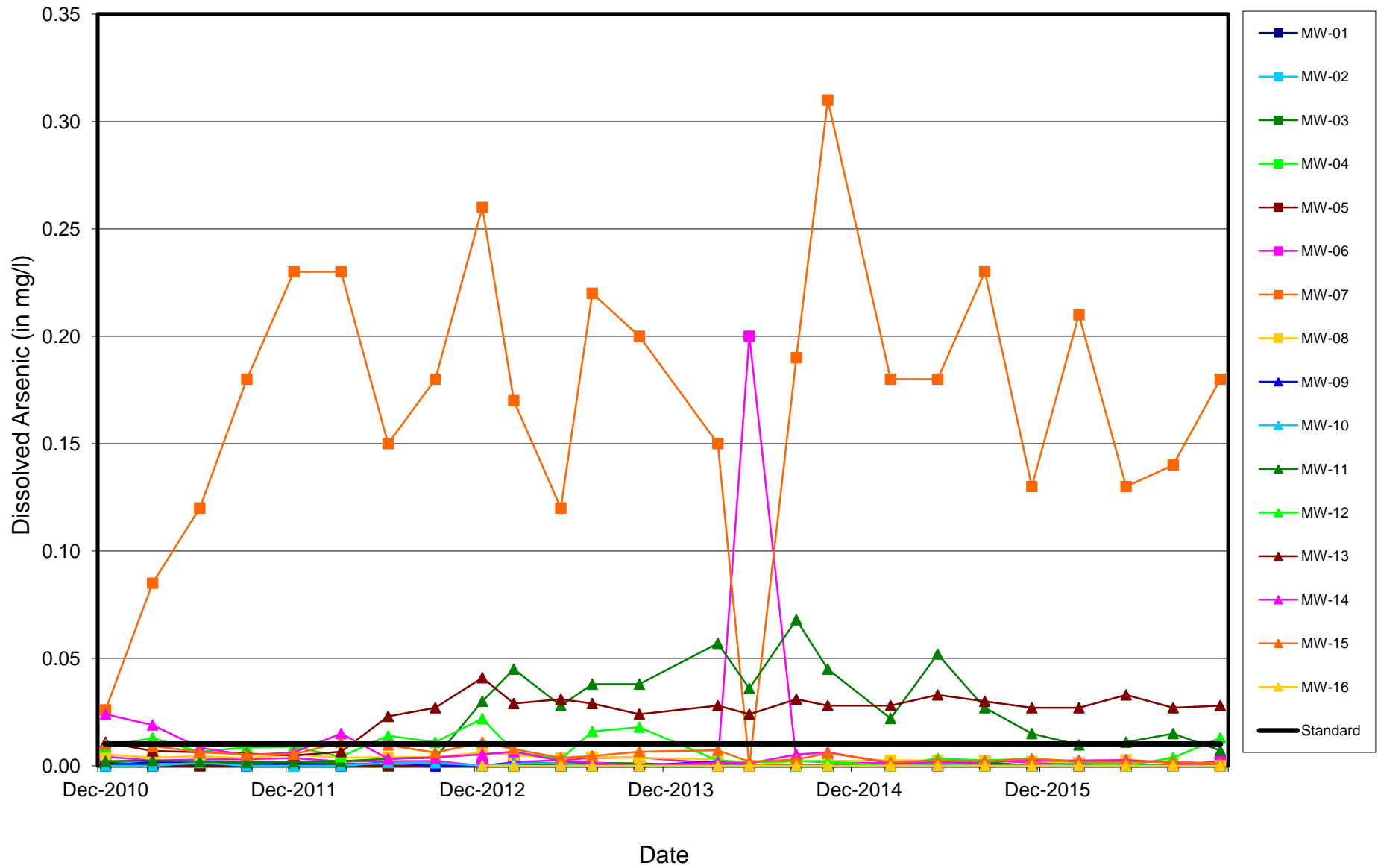
Midwest Generation Powerton Station, Pekin, IL

Dissolved Antimony vs. Time



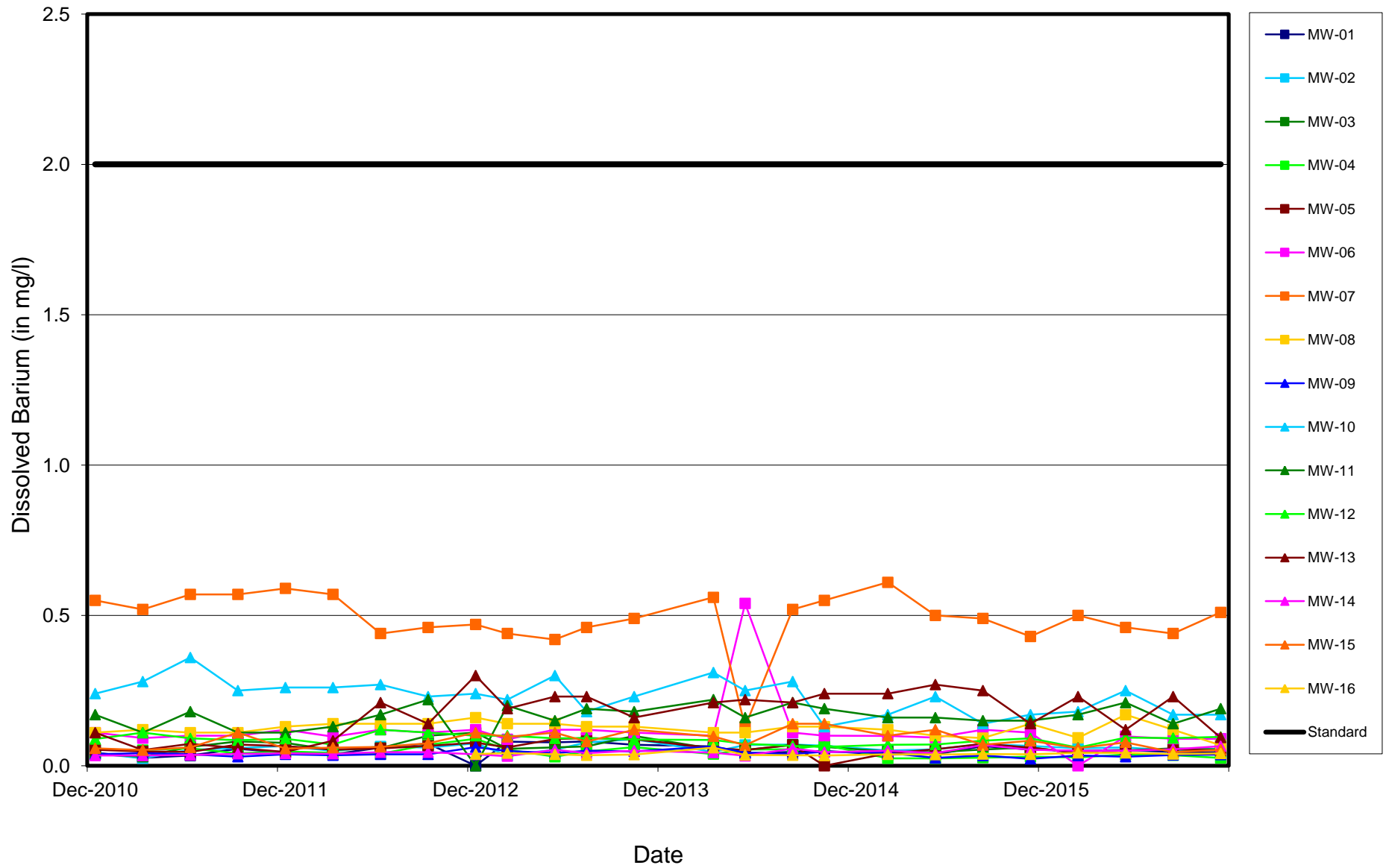
Midwest Generation Powerton Station, Pekin, IL

Dissolved Arsenic vs. Time



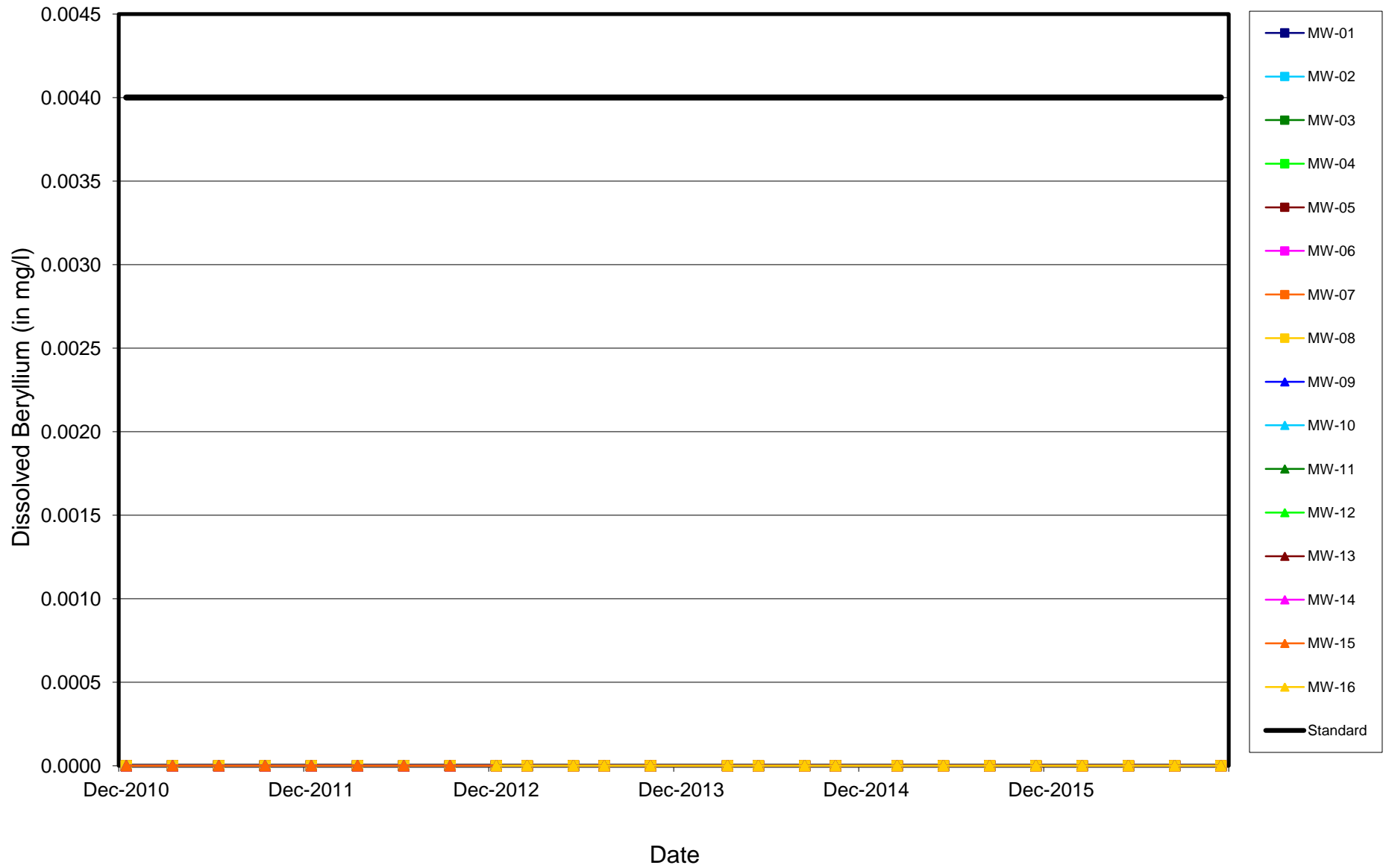
Midwest Generation Powerton Station, Pekin, IL

Dissolved Barium vs. Time



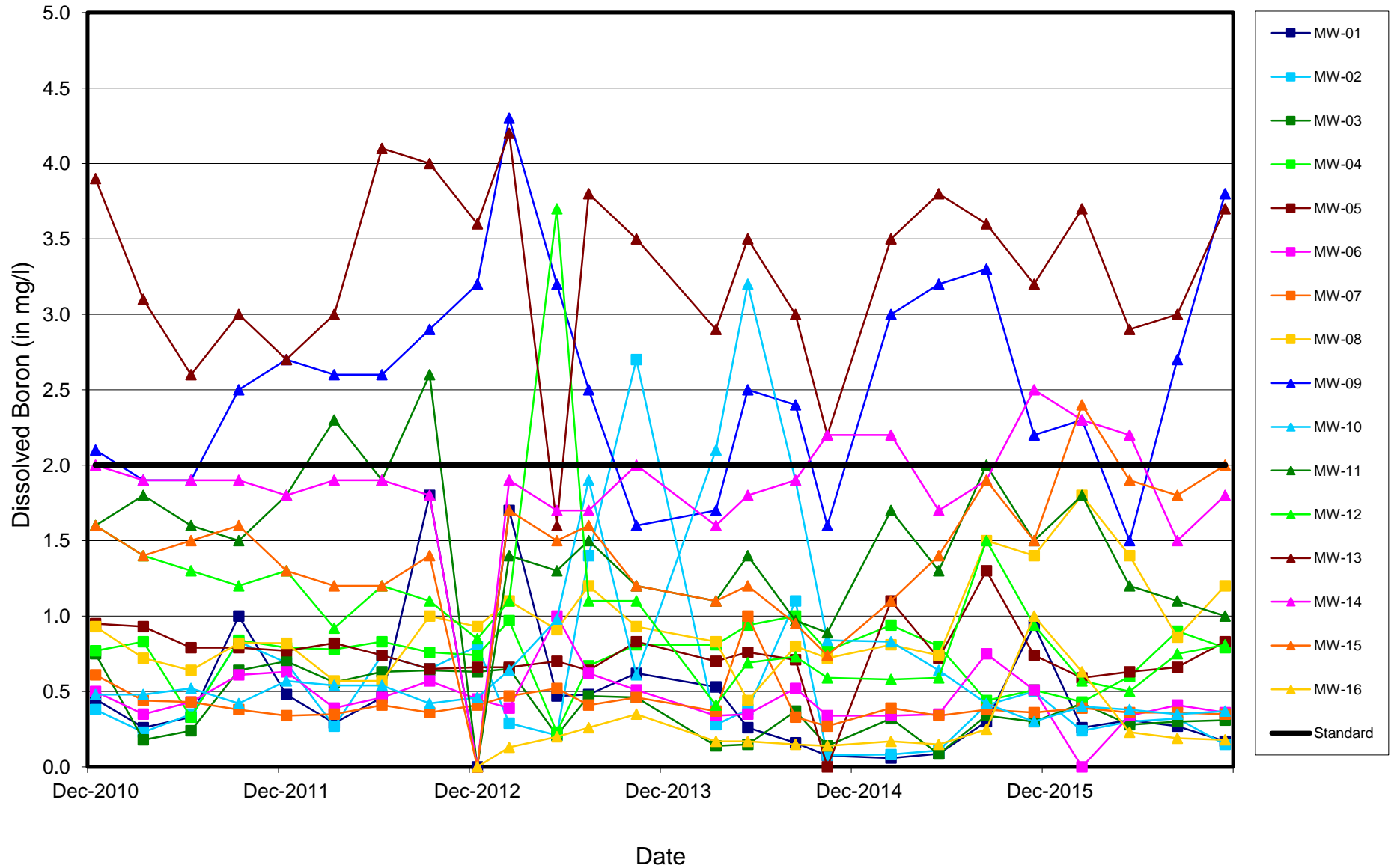
Midwest Generation Powerton Station, Pekin, IL

Dissolved Beryllium vs. Time



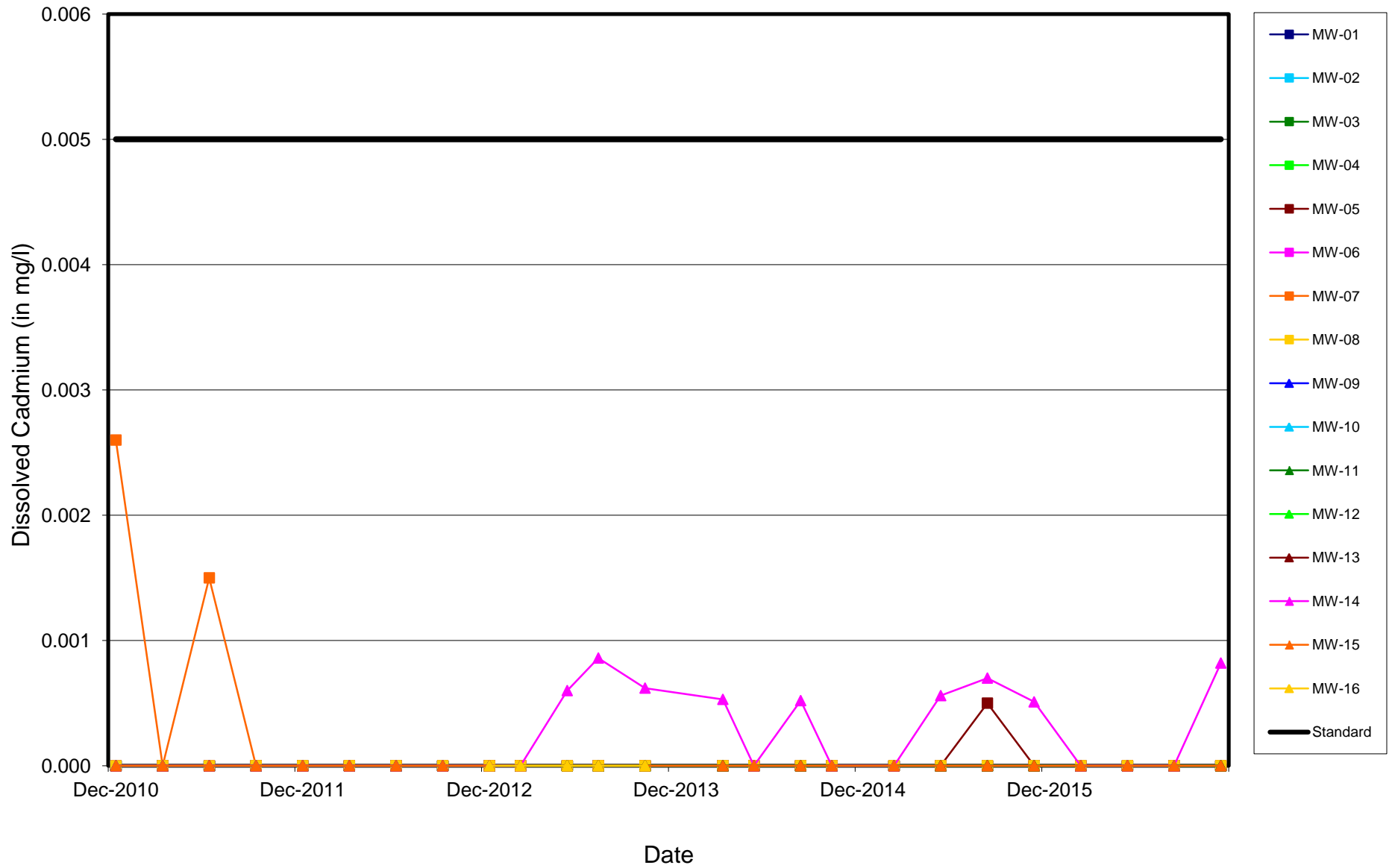
Midwest Generation Powerton Station, Pekin, IL

Dissolved Boron vs. Time



Midwest Generation Powerton Station, Pekin, IL

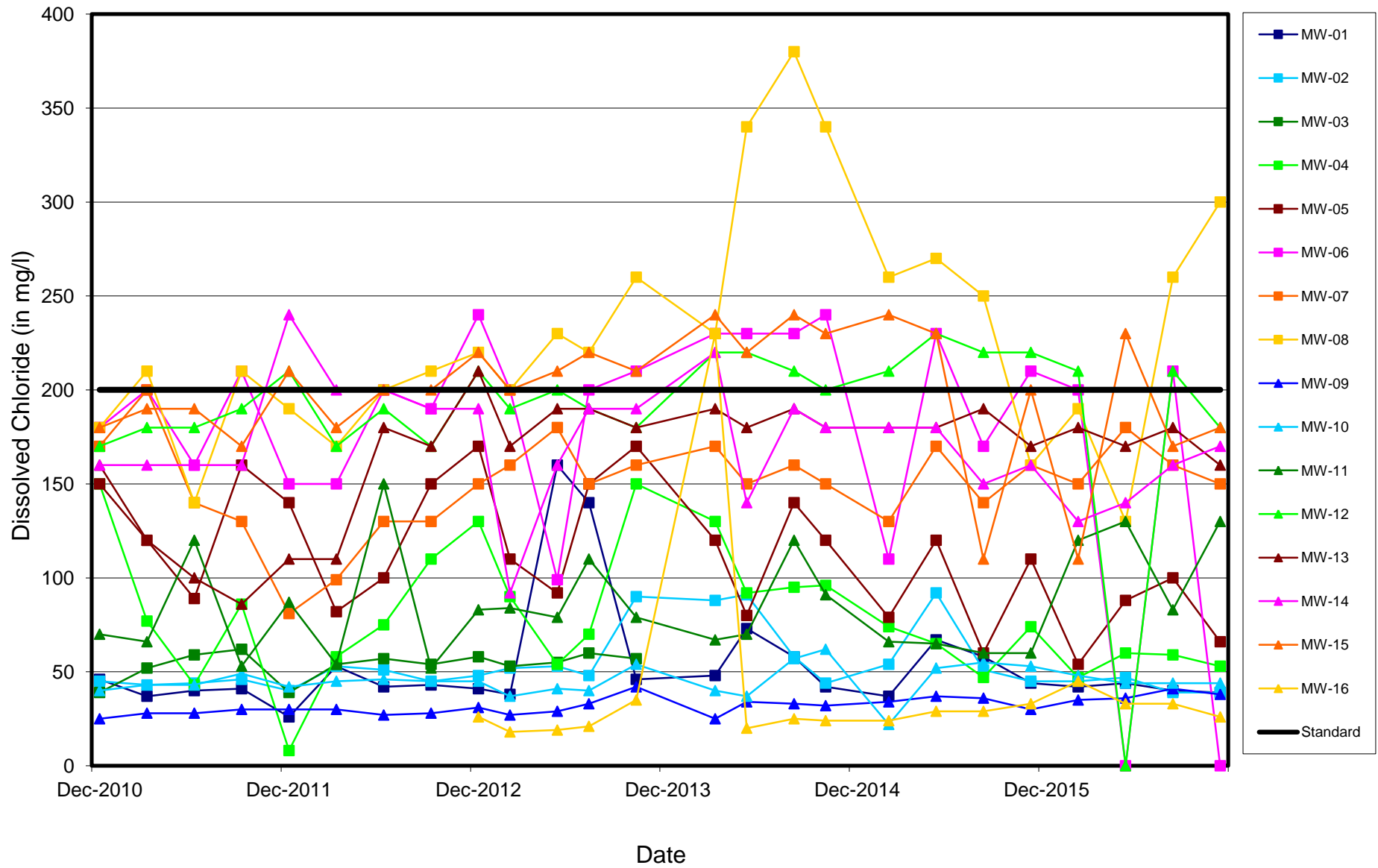
Dissolved Cadmium vs. Time



Electronic Filing: Received, Clerk's Office 11/14/2017

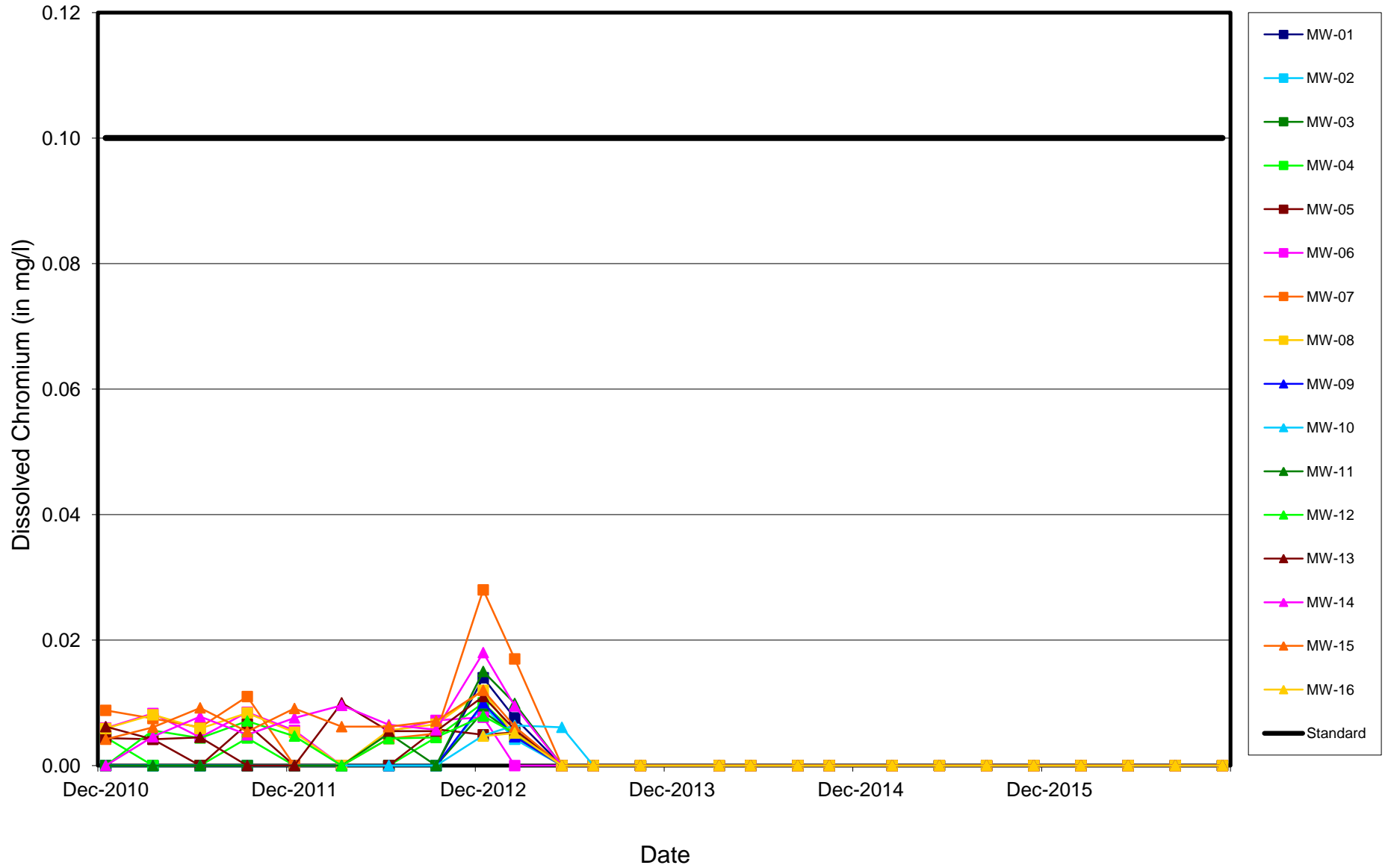
Midwest Generation Powerton Station, Pekin, IL

Dissolved Chloride vs. Time



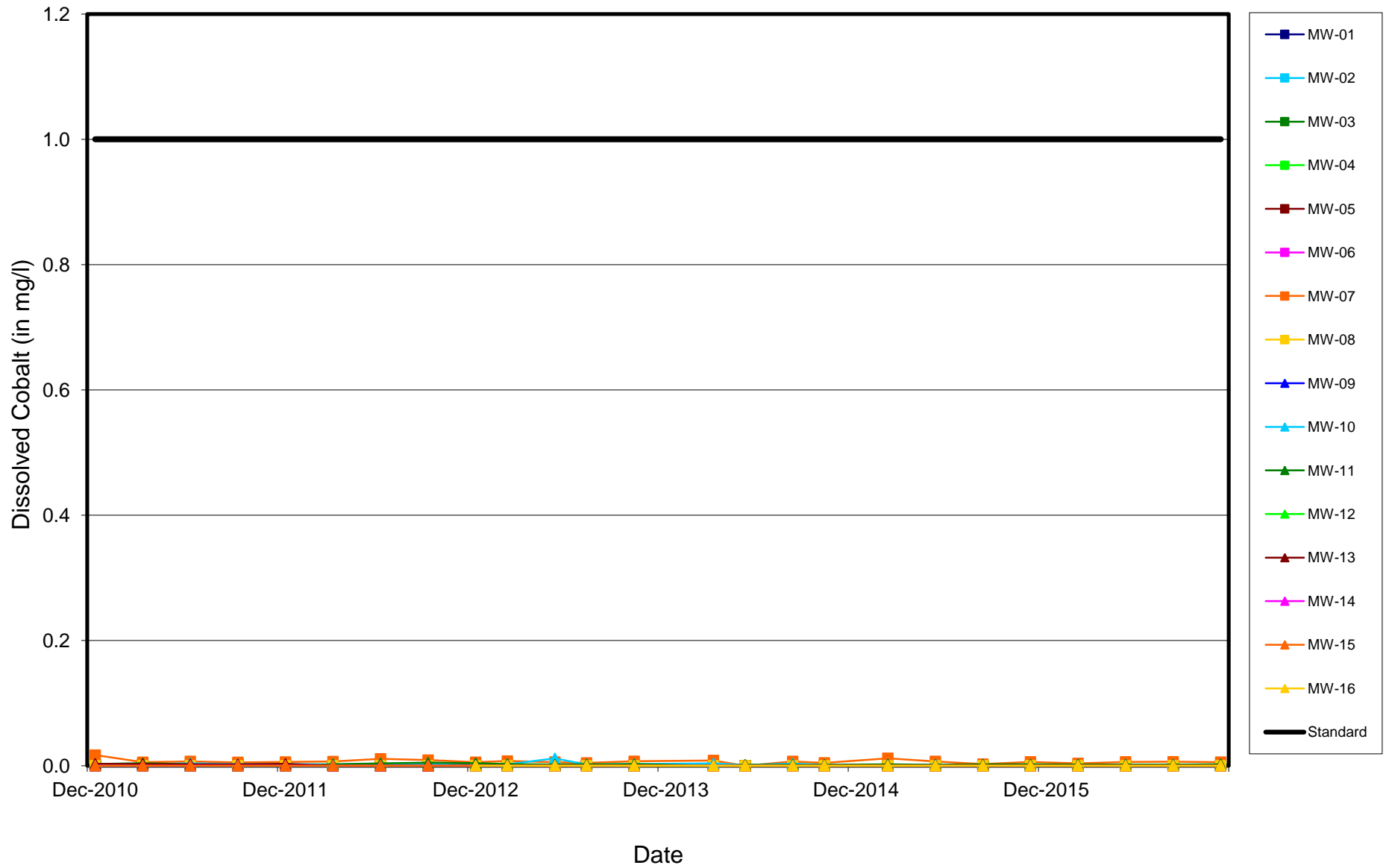
Midwest Generation Powerton Station, Pekin, IL

Dissolved Chromium vs. Time



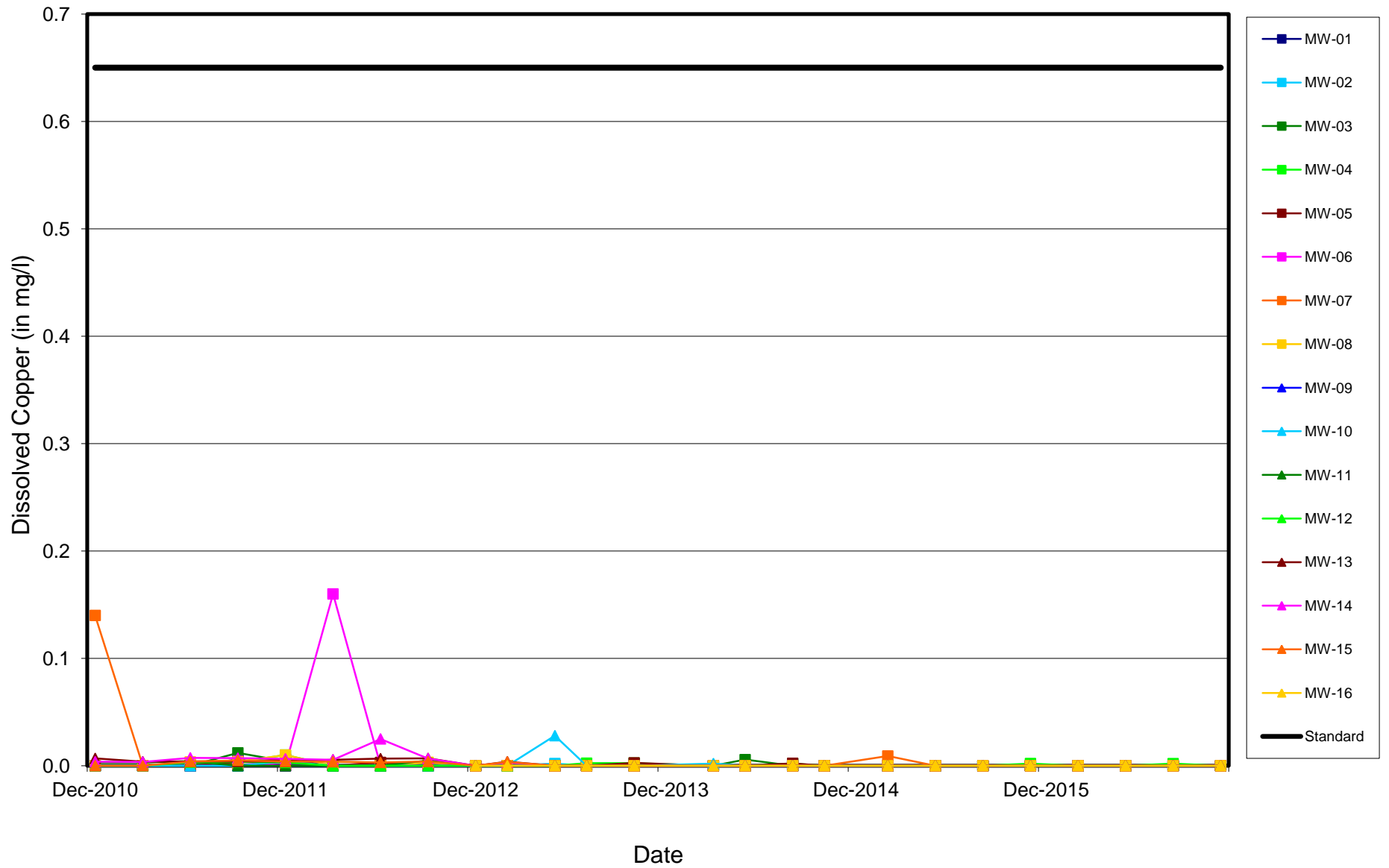
Midwest Generation Powerton Station, Pekin, IL

Dissolved Cobalt vs. Time



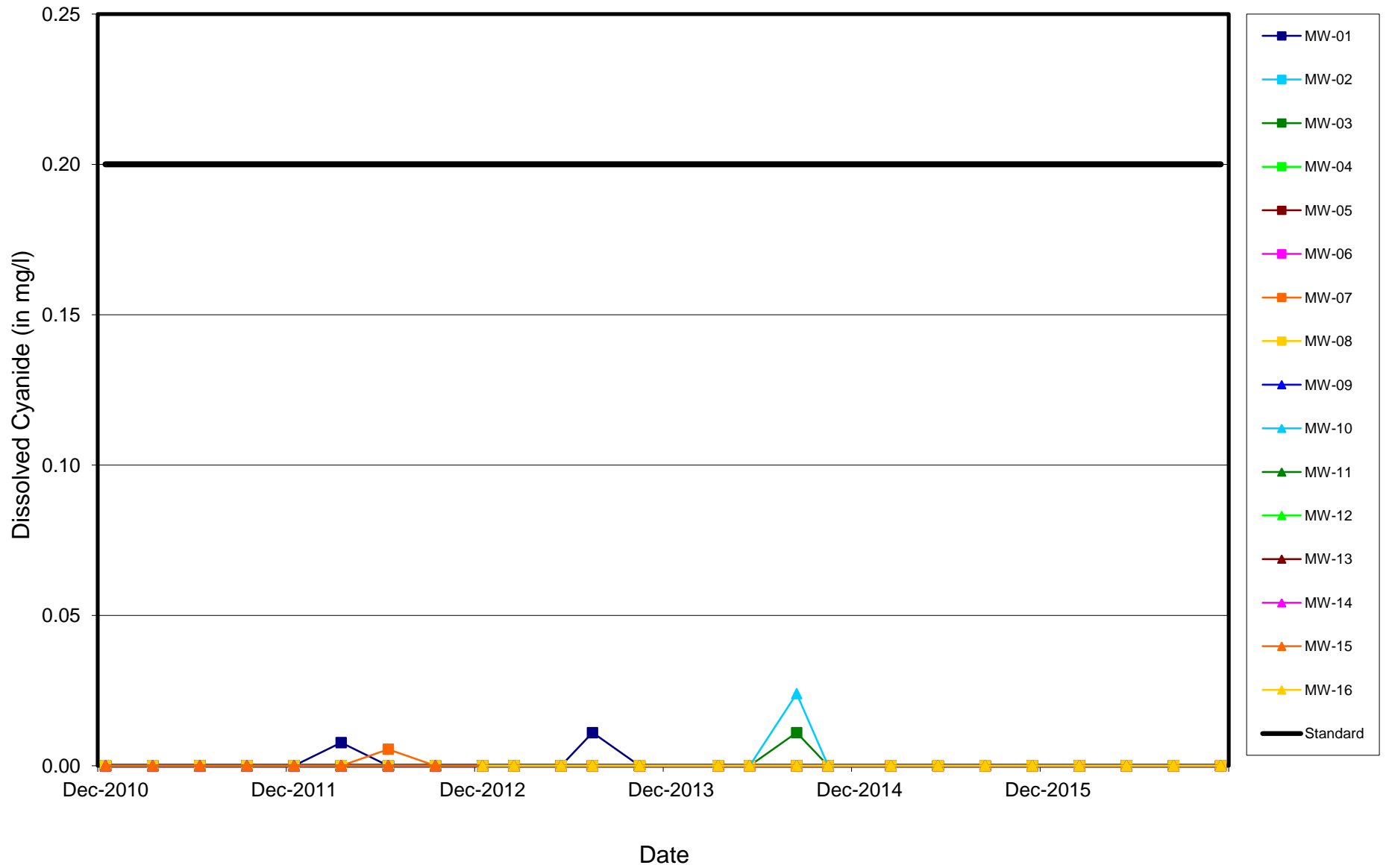
Midwest Generation Powerton Station, Pekin, IL

Dissolved Copper vs. Time



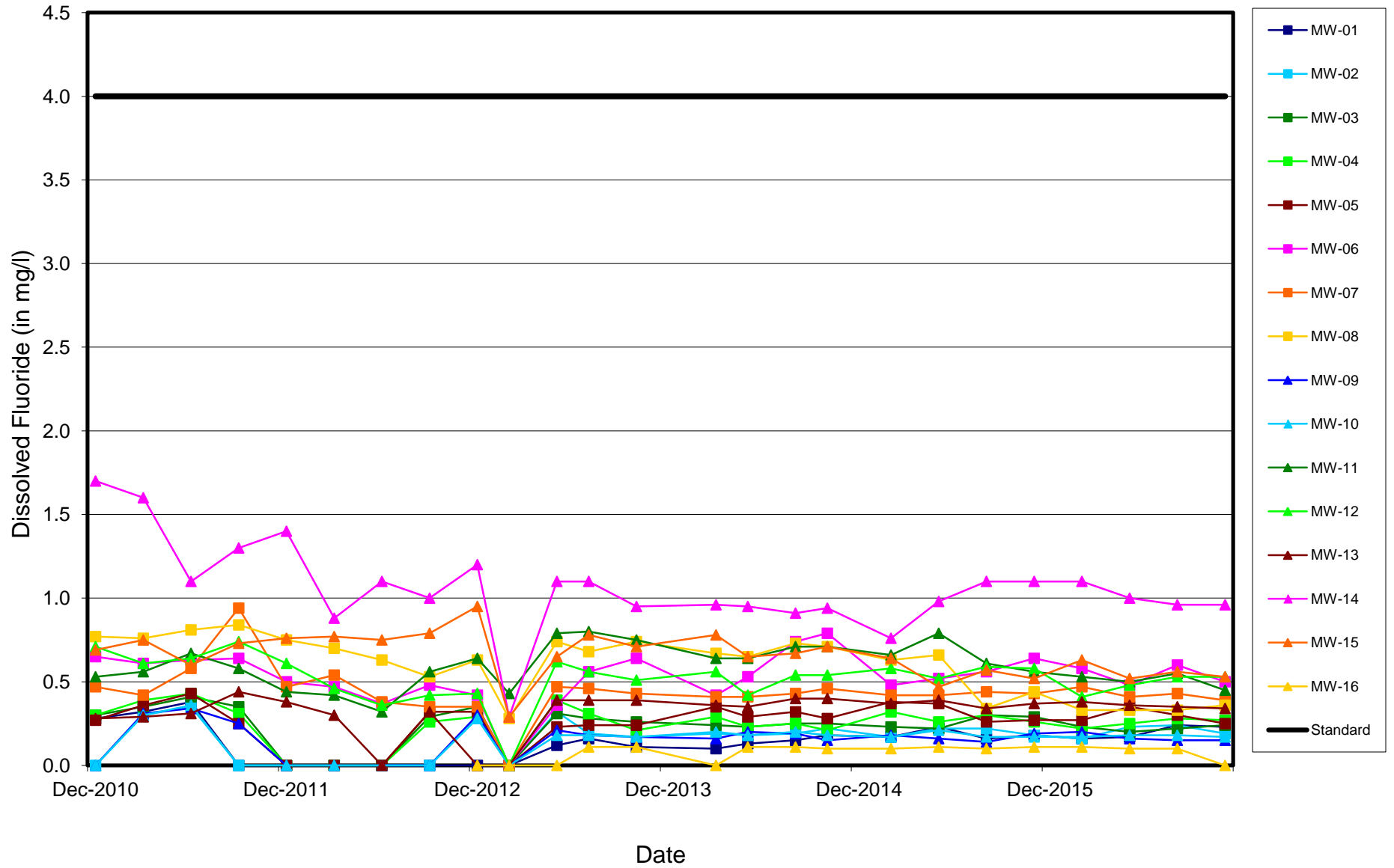
Midwest Generation Powerton Station, Pekin, IL

Dissolved Cyanide vs. Time



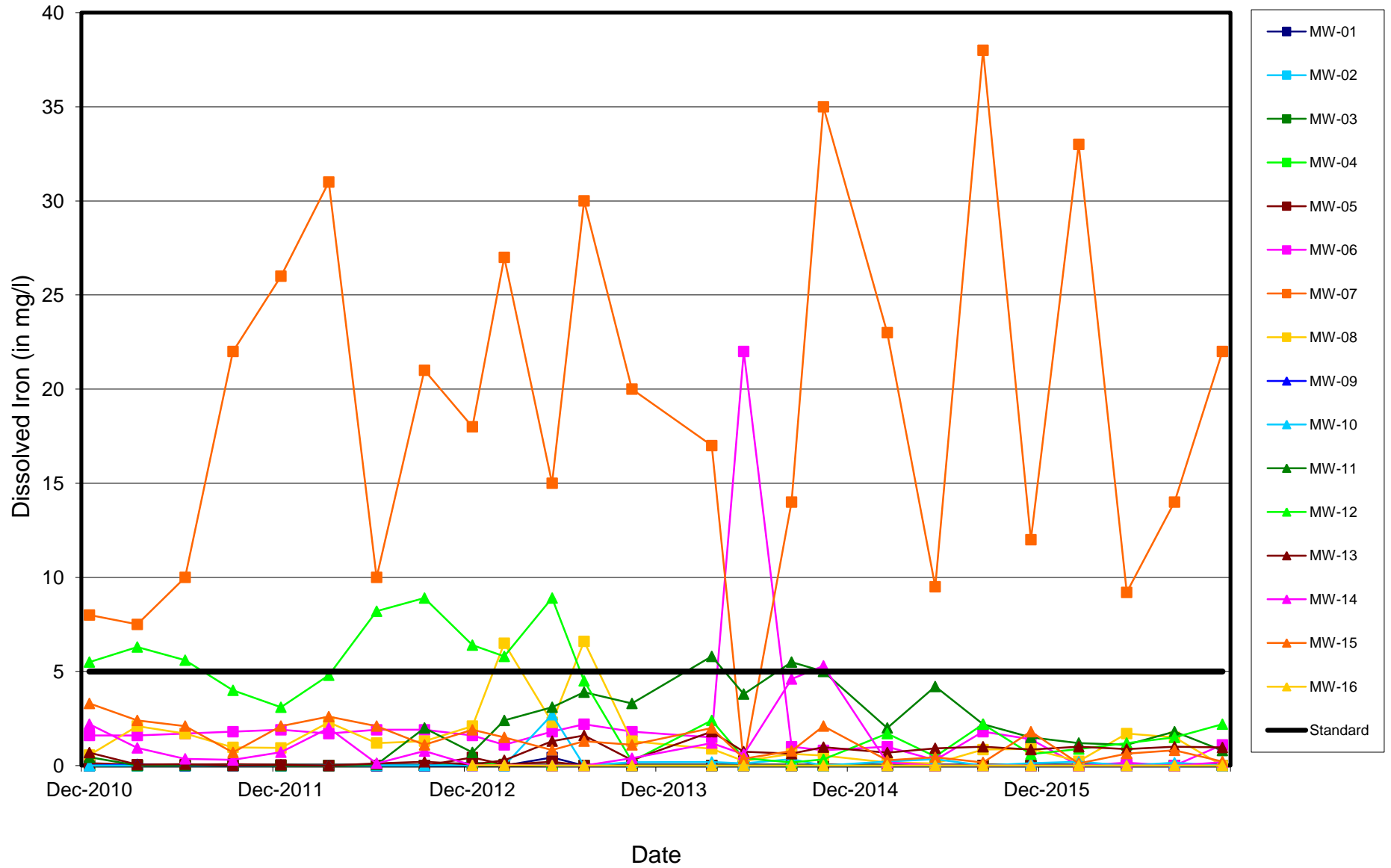
Midwest Generation Powerton Station, Pekin, IL

Dissolved Fluoride vs. Time



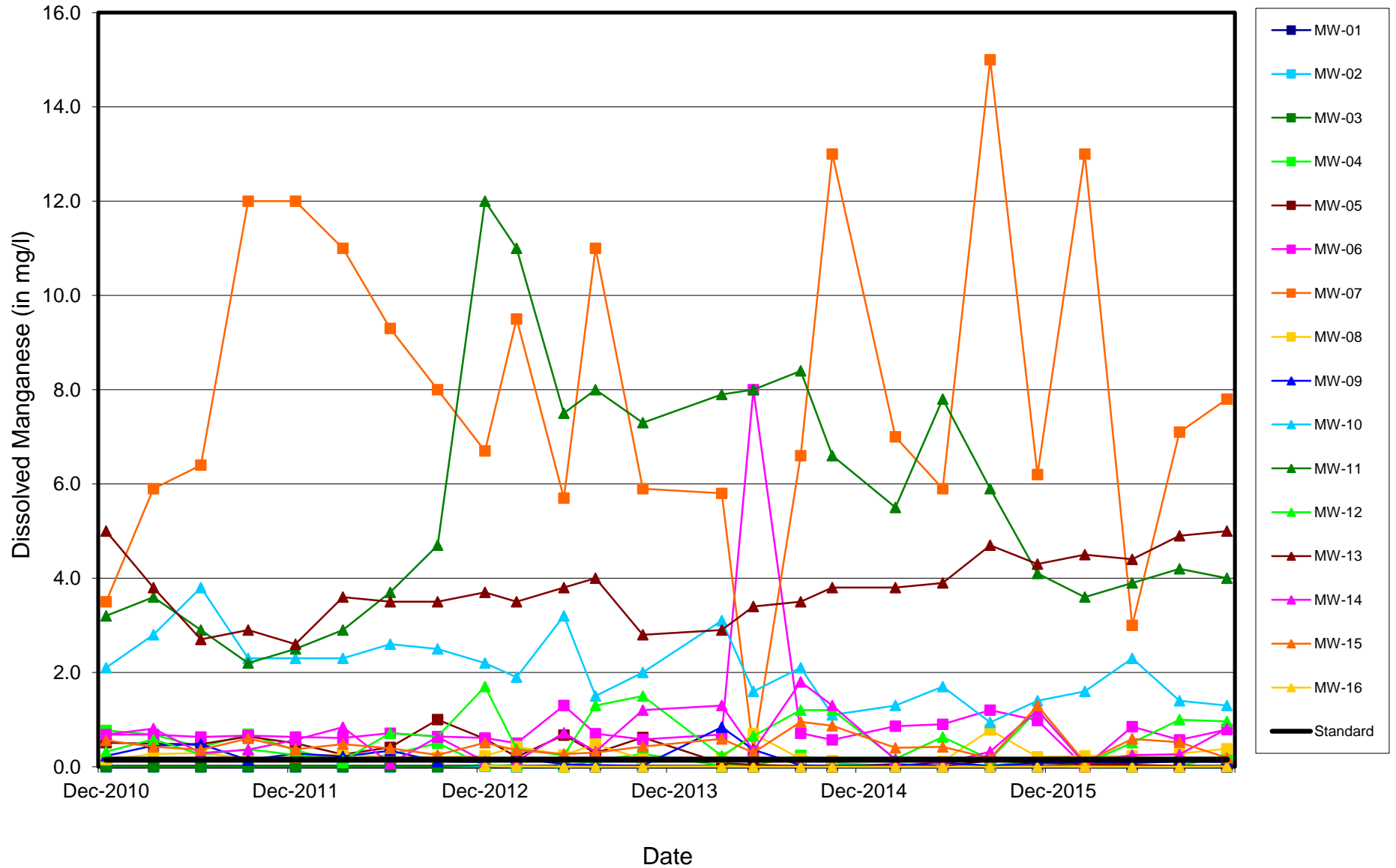
Midwest Generation Powerton Station, Pekin, IL

Dissolved Iron vs. Time



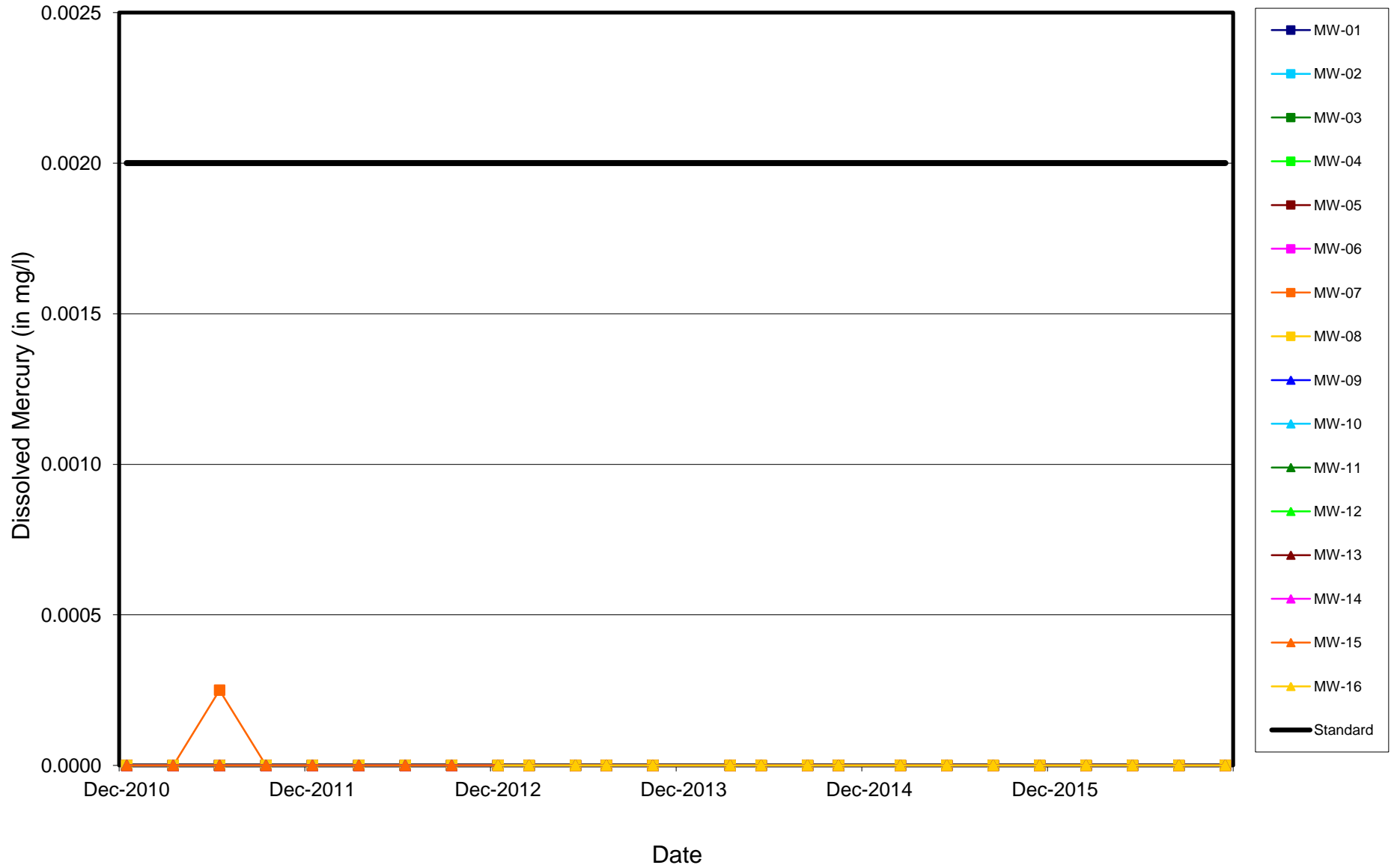
Midwest Generation Powerton Station, Pekin, IL

Dissolved Manganese vs. Time



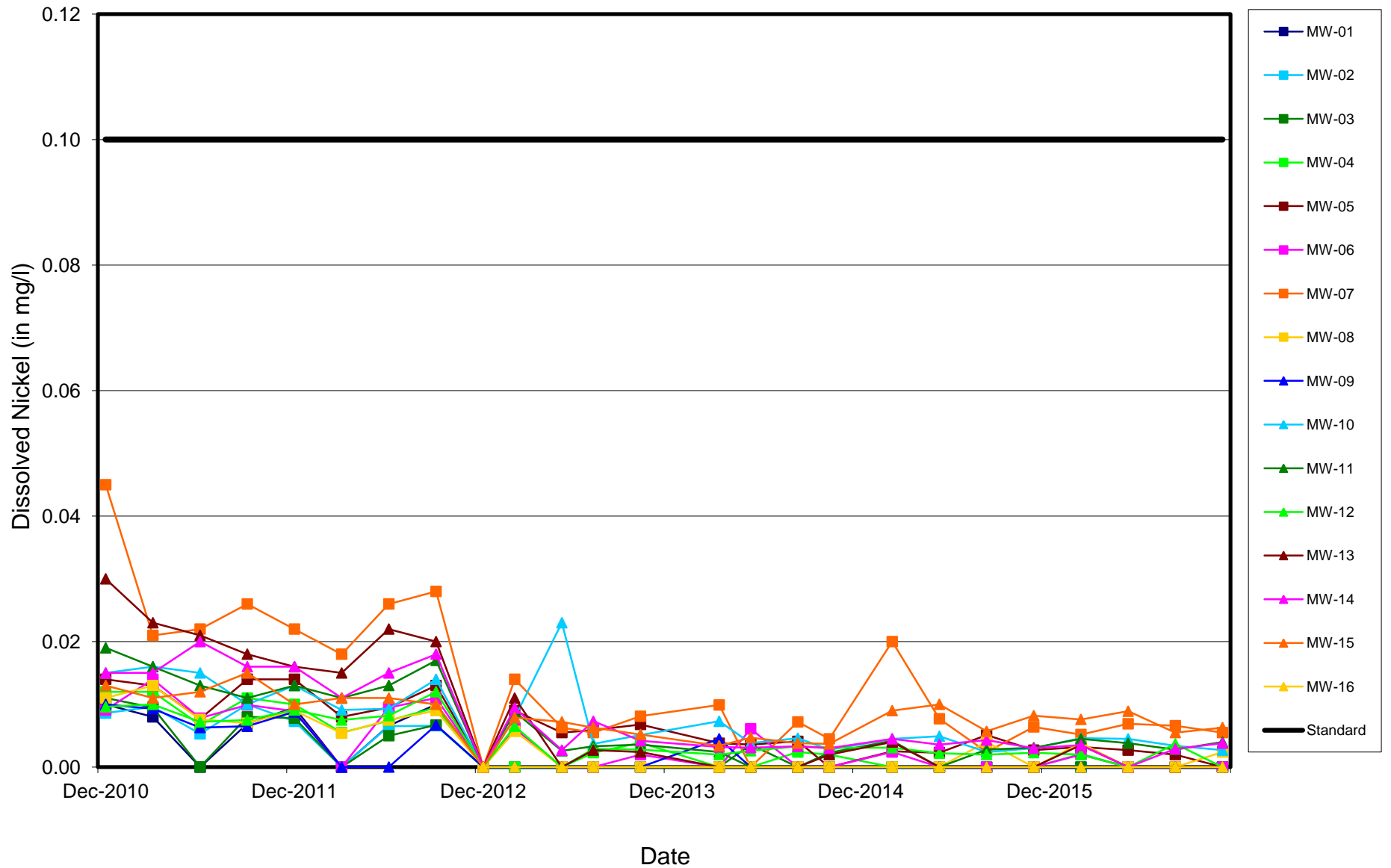
Midwest Generation Powerton Station, Pekin, IL

Dissolved Mercury vs. Time



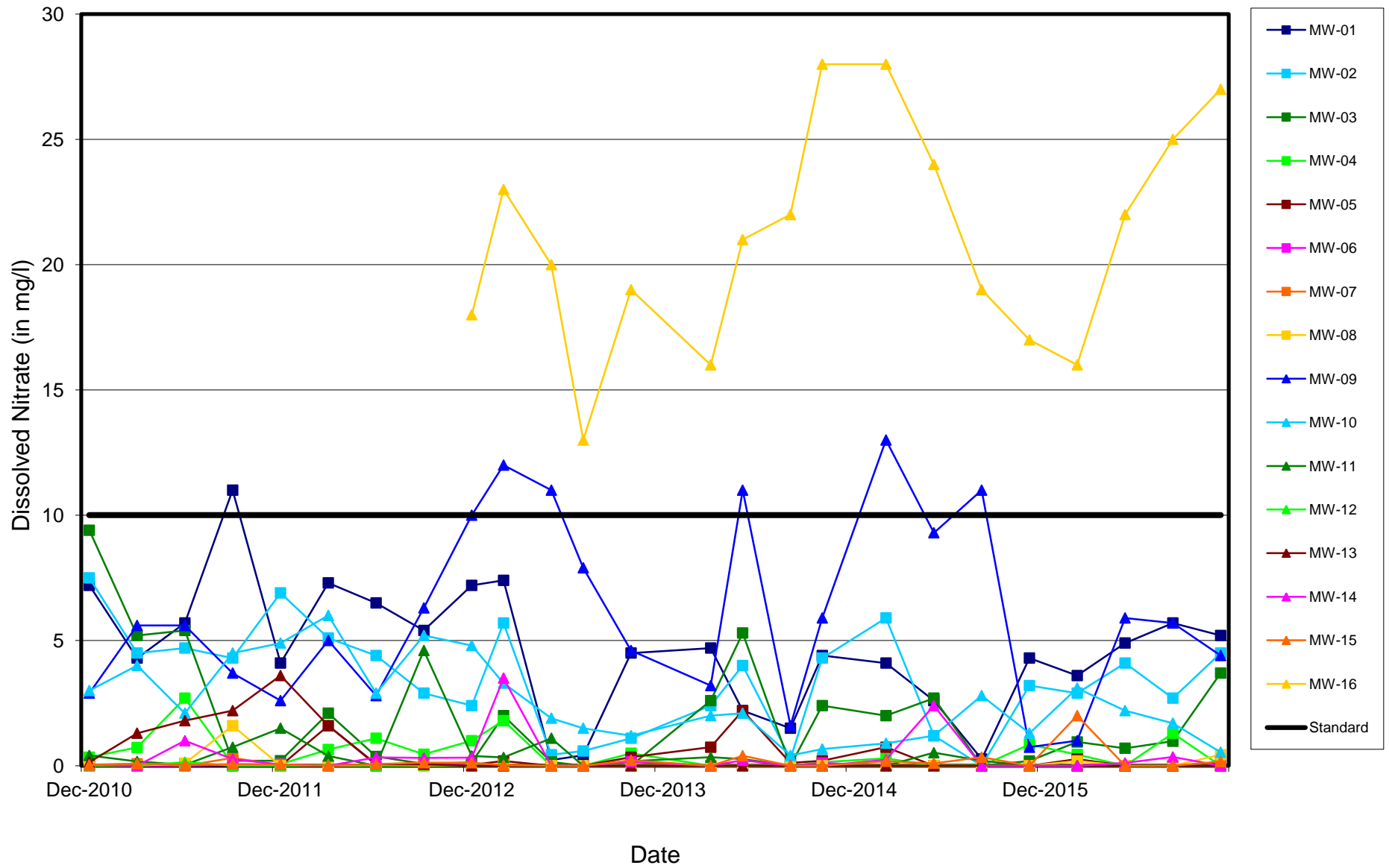
Midwest Generation Powerton Station, Pekin, IL

Dissolved Nickel vs. Time



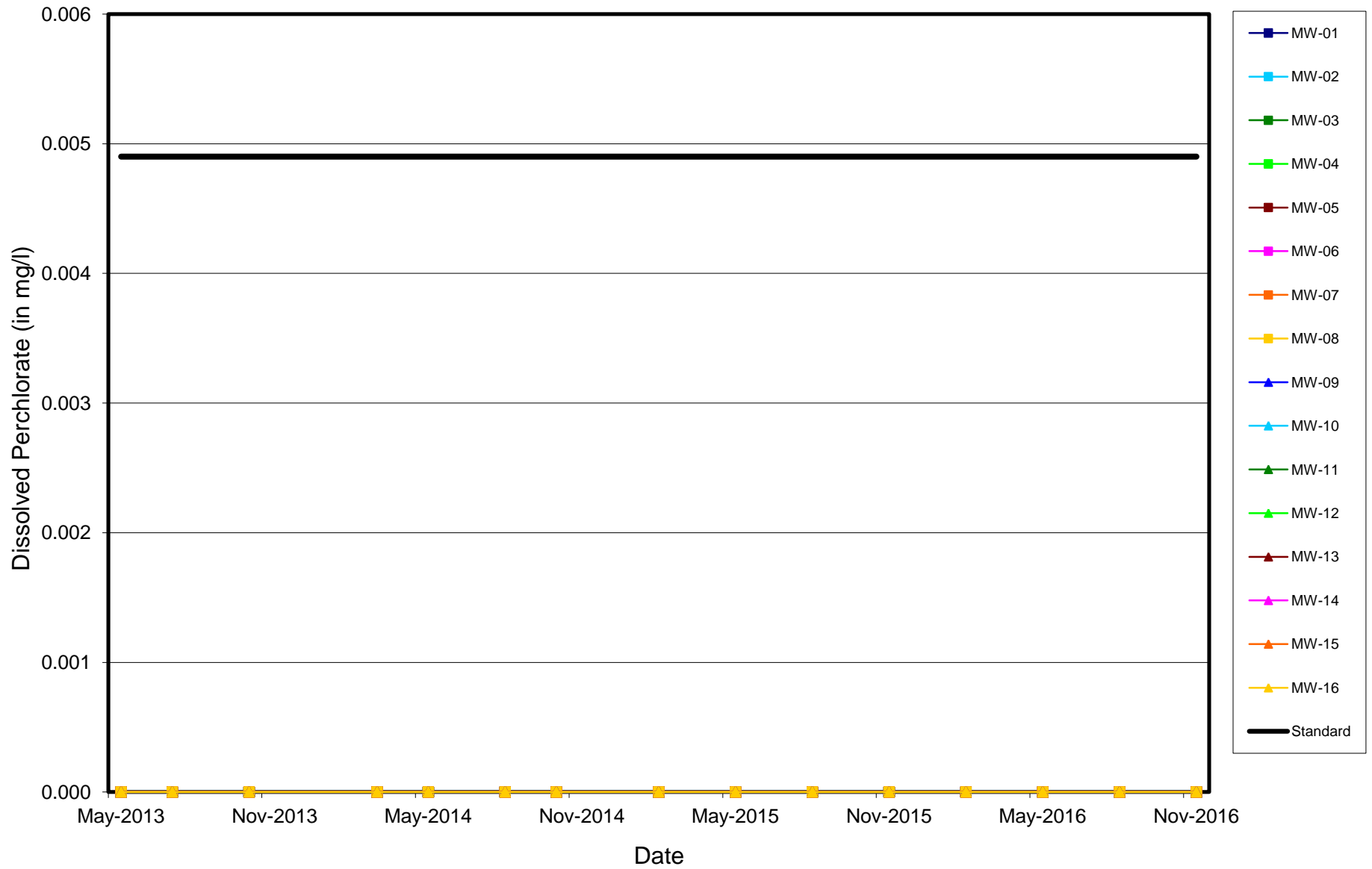
Midwest Generation Powerton Station, Pekin, IL

Dissolved Nitrate vs. Time



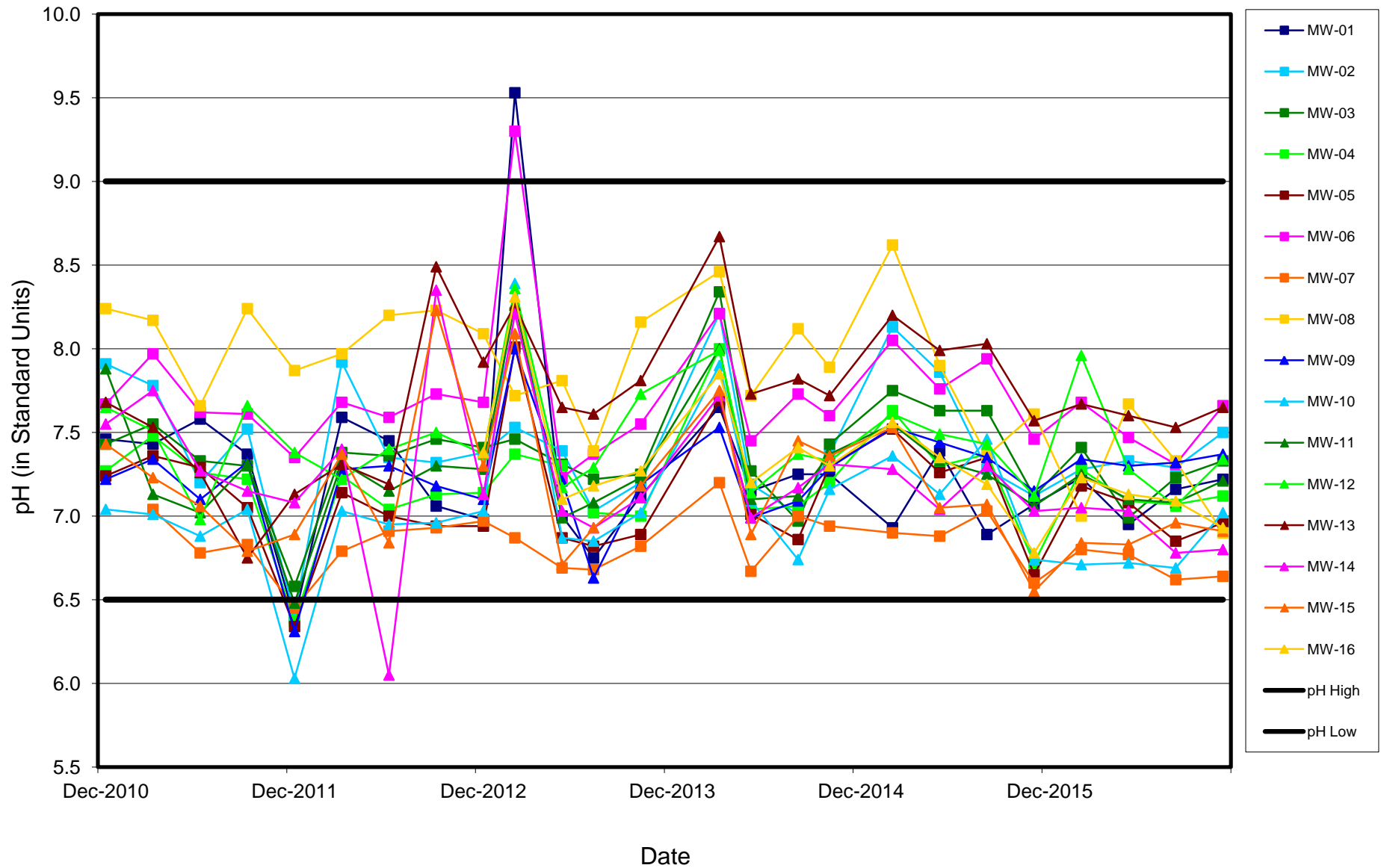
Midwest Generation Powerton Station, Pekin, IL

Dissolved Perchlorate vs. Time



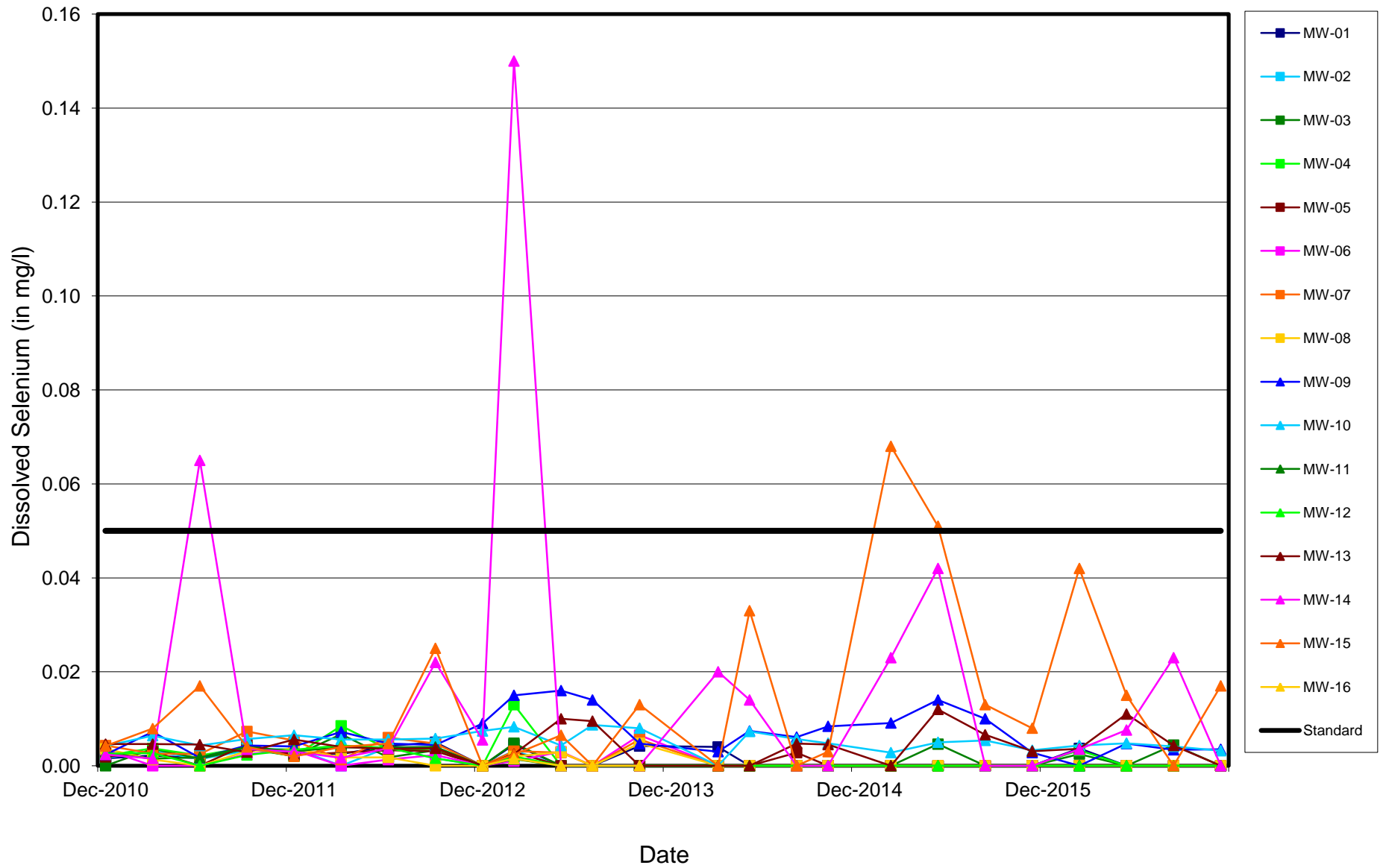
Midwest Generation Powerton Station, Pekin, IL

pH vs. Time



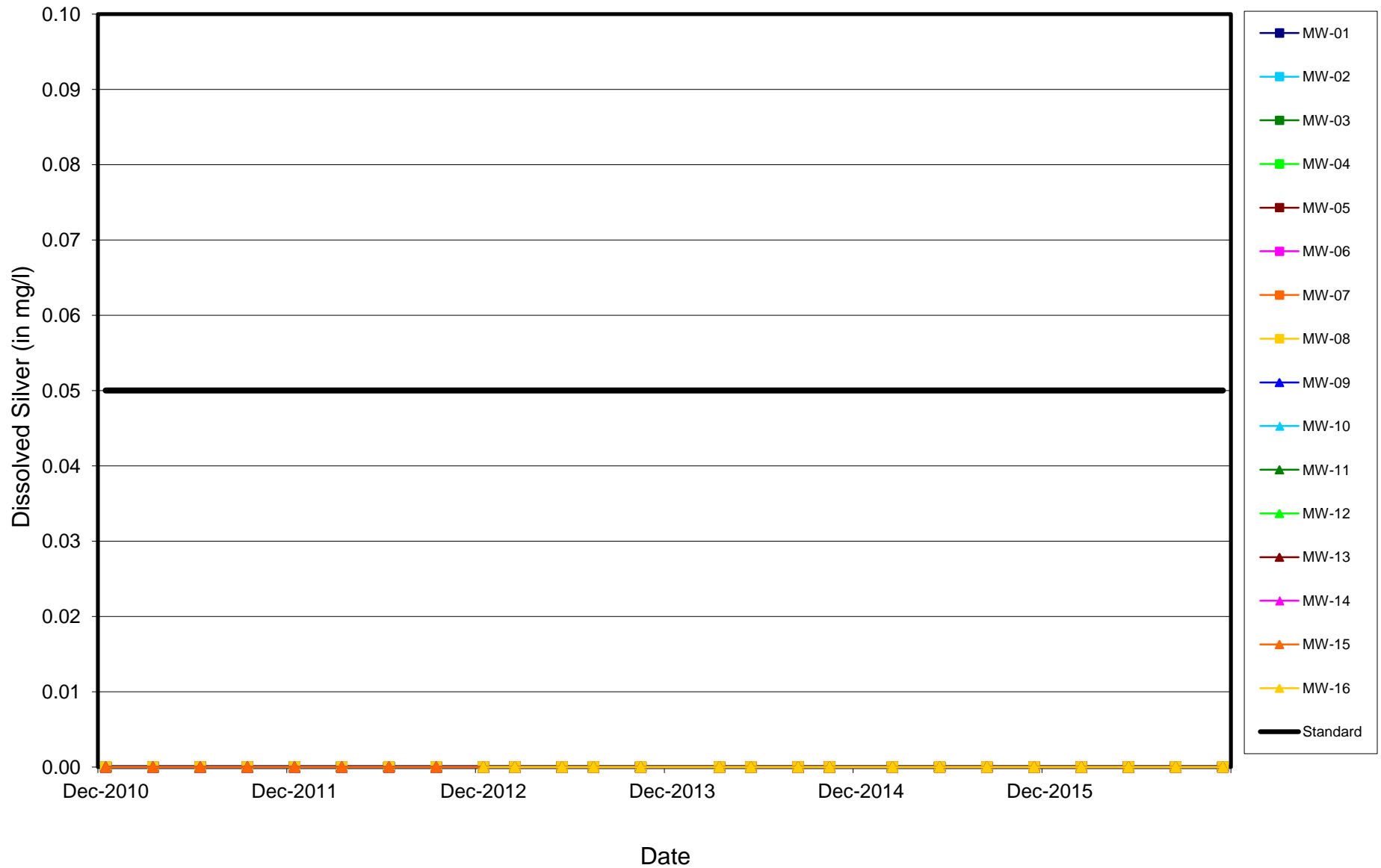
Midwest Generation Powerton Station, Pekin, IL

Dissolved Selenium vs. Time



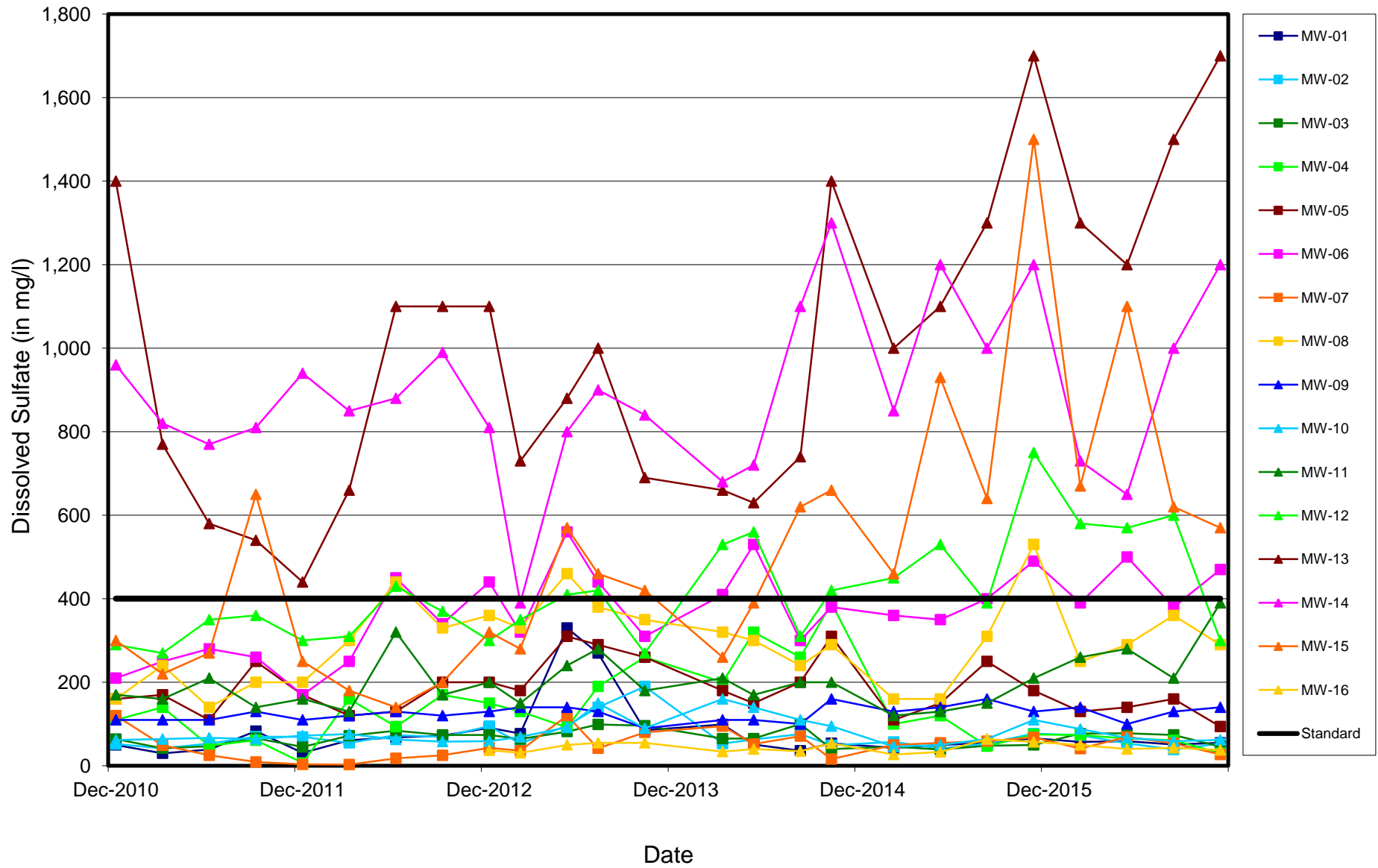
Midwest Generation Powerton Station, Pekin, IL

Dissolved Silver vs. Time



Midwest Generation Powerton Station, Pekin, IL

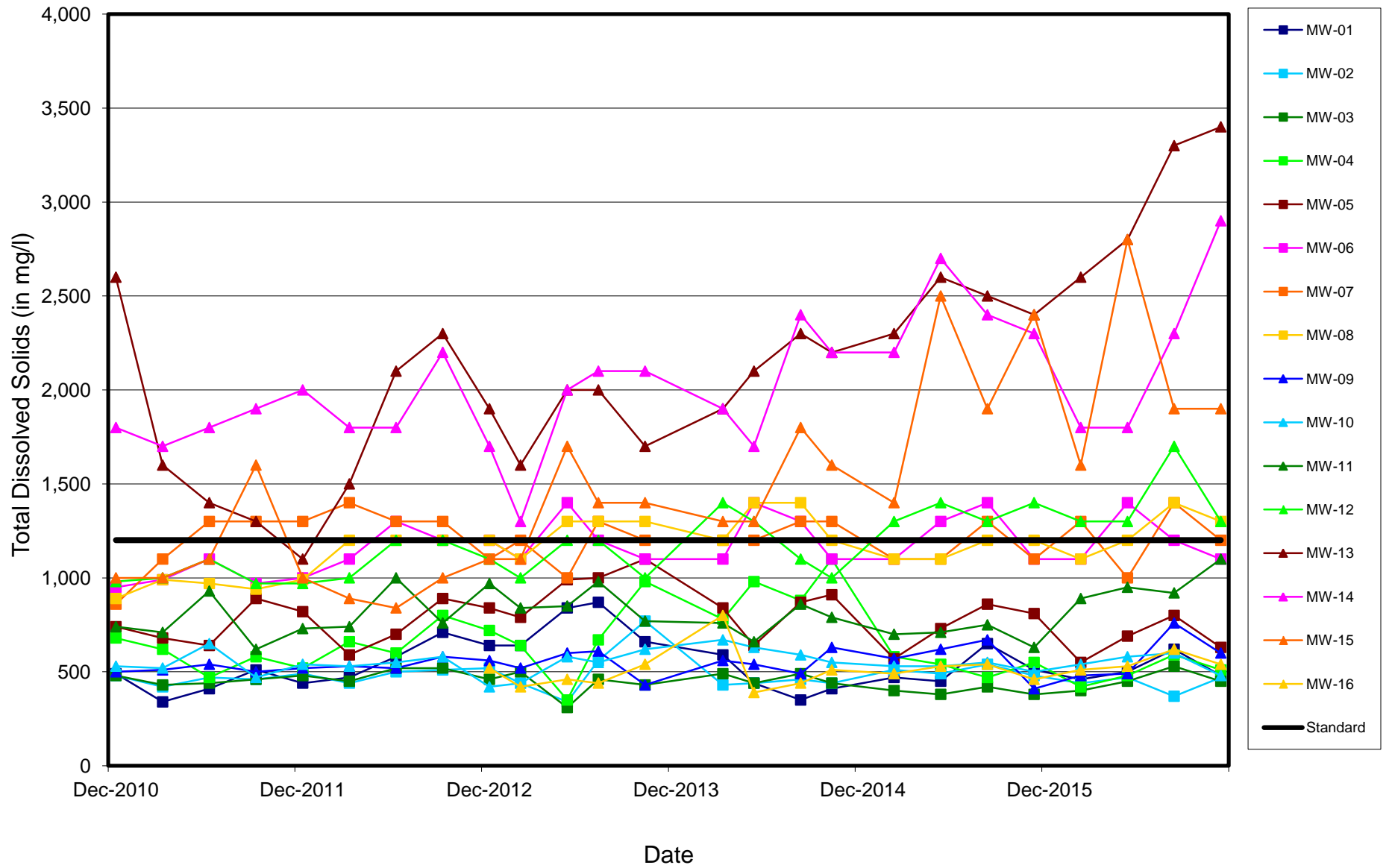
Dissolved Sulfate vs. Time



Electronic Filing: Received, Clerk's Office 11/14/2017

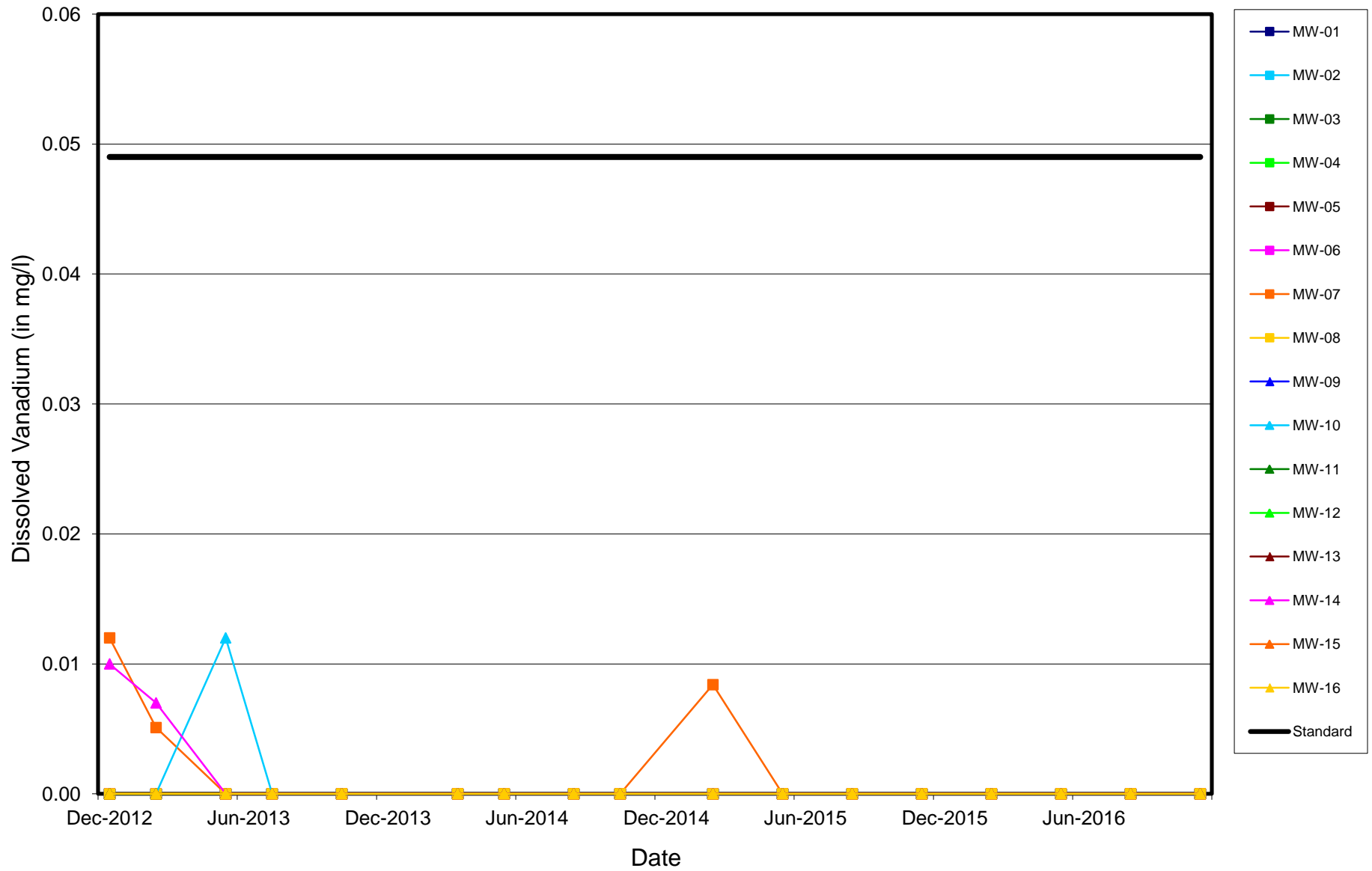
Midwest Generation Powerton Station, Pekin, IL

Total Dissolved Solids vs. Time



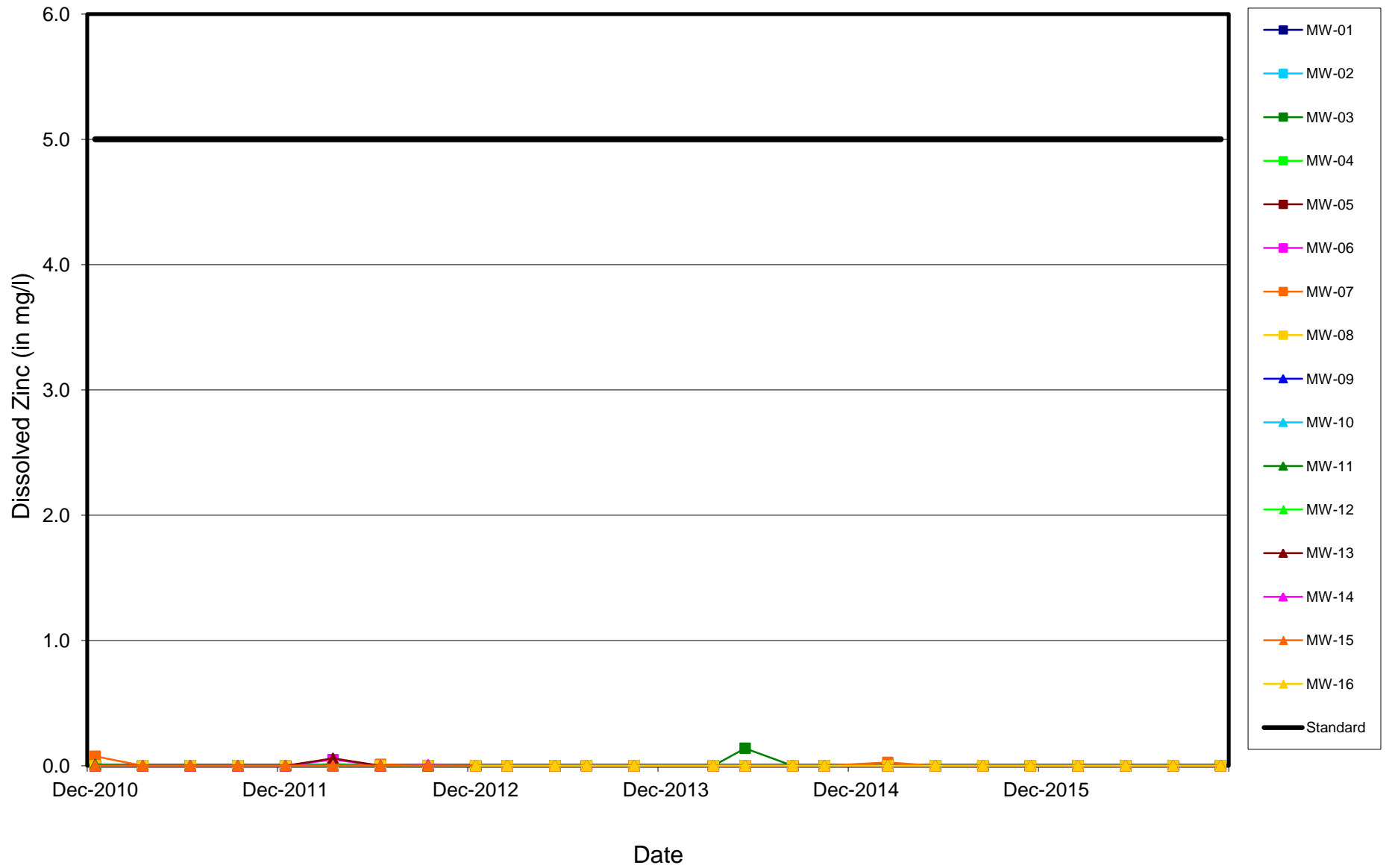
Midwest Generation Powerton Station, Pekin, IL

Dissolved Vanadium vs. Time



Midwest Generation Powerton Station, Pekin, IL

Dissolved Zinc vs. Time



Electronic Filing: Received, Clerk's Office 11/14/2017

Midwest Generation Powerton Station, Pekin, IL

Specific Conductivity vs. Time

